

# Java Application that Outputs Quantum Circuit for Some NAND Formula Evaluators

Robert R. Tucci

P.O. Box 226

Bedford, MA 01730

tucci@ar-tiste.com

February 10, 2022

## Abstract

This paper introduces QuanFruit v1.1, a Java application available for free. (Source code included in the distribution.) Recently, Farhi-Goldstone-Gutmann (FGG) wrote a paper [arXiv:quant-ph/0702144](https://arxiv.org/abs/0702144) that proposes a quantum algorithm for evaluating NAND formulas. QuanFruit outputs a quantum circuit for the FFG algorithm.

## 1 Introduction

This paper introduces QuanFruit v1.1, a Java application available[1] for free. (Source code included in the distribution.) Recently, Farhi-Goldstone-Gutmann (FGG) wrote a paper[2] that proposes a quantum algorithm for evaluating NAND formulas. QuanFruit outputs a quantum circuit for the FFG algorithm.

We say a unitary operator acting on a set of qubits has been compiled if it has been expressed as a SEO (sequence of elementary operations, like CNOTs and single-qubit operations). SEO's are often represented as quantum circuits.

There exist software (quantum compilers) like Qubiter[3] for compiling arbitrary unitary operators (operators that have no a priori known structure). QuanFruit



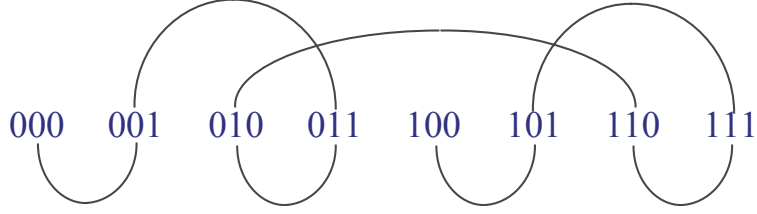


Figure 1: Line (open string) with 8 nodes

$N_{B,line} = 3$ , the graph of Fig.1 yields:

$$H_{line} = g \begin{array}{c|cccccccc} & 000 & 001 & 010 & 011 & 100 & 101 & 110 & 111 \\ \hline 000 & 0 & 1 & & & & & & \\ \hline 001 & 1 & 0 & & 1 & & & & \\ \hline 010 & & & 0 & 1 & & & 1 & \\ \hline 011 & & 1 & 1 & 0 & & & & \\ \hline 100 & & & & & 0 & 1 & & \\ \hline 101 & & & & & 1 & 0 & & 1 \\ \hline 110 & & & 1 & & & & 0 & 1 \\ \hline 111 & & & & & & 1 & 1 & 0 \end{array}, \quad (2)$$

where  $g$  is a real number that we will call the **coupling constant**.

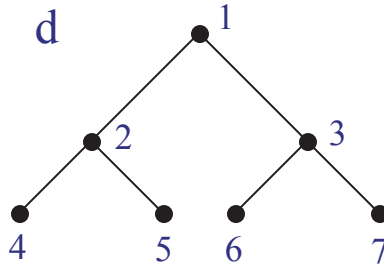


Figure 2: Binary tree with 8 nodes

$H_{tree} \in \mathbb{R}^{N_{S,tree} \times N_{S,tree}}$  where  $N_{S,tree} = 2^{N_{B,tree}}$  for some positive integer  $N_{B,tree}$ .  $H_{tree}$  is proportional to the incidence matrix for a balanced-binary tree graph. For

example, for  $N_{B,tree} = 3$ , the graph of Fig.2 yields:

$$H_{tree} = g \begin{array}{c|cccccccc} & d & 1 & 2 & 3 & 4 & 5 & 6 & 7 \\ \hline d & & & & & & & & \\ \hline 1 & & & 1 & 1 & & & & \\ \hline 2 & & 1 & & & 1 & 1 & & \\ \hline 3 & & 1 & & & & & 1 & 1 \\ \hline 4 & & & 1 & & & & & \\ \hline 5 & & & 1 & & & & & \\ \hline 6 & & & & 1 & & & & \\ \hline 7 & & & & 1 & & & & \end{array} , \quad (3)$$

where  $g$  is the same coupling constant as before.

$h_{glue} \in \mathbb{R}^{1 \times 1}$ . In fact,

$$h_{glue} = g |N_{S,line} + 1\rangle \langle d| . \quad (4)$$

Here  $|N_{S,line} + 1\rangle$  labels the god state of the tree, the one with children but no parents. ( $N_{S,line}$  labels the dud node) We will call  $d \in Z_{0,N_{S,line}-1}$  the **line door**. If  $d = 0$ , then the tree is connected to a tail of states. For  $N_{B,line} = 3$ , from Fig.1, if  $d = 2$ , then the tree is connected to the midpoint of the line of states (“runway”).

The number of leaves in the tree is half the number of nodes in the tree:  $N_{S,lvs} = \frac{N_{S,tree}}{2}$ . Also,  $N_{S,lvs} = 2^{N_{B,lvs}}$  for some positive integer  $N_{B,lvs}$ .  $h_{oracle} \in \mathbb{R}^{N_{S,lvs} \times N_{S,lvs}}$ . In fact,

$$h_{oracle} = g \begin{bmatrix} x_0 & & & & \\ & x_1 & & & \\ & & \ddots & & \\ & & & & x_{N_{lvs}-1} \end{bmatrix} , \quad (5)$$

where  $x_k \in Bool$  are the inputs to the NAND formula.

The dimension of the matrix  $H_{fruit}$  is not generally a power of two. To represent it as a quantum circuit, we need to extend it to  $diag(H_{fruit}, 0) \in \mathbb{R}^{N_S \times N_S}$ , where

$$N_S = 2^{N_B} , \quad N_B = \min \left\{ N : N_{S,line} + \frac{3}{2} N_{S,tree} \leq 2^N \right\} . \quad (6)$$

Define

$$H_{glue} = h_{glue} + h_{glue}^\dagger , \quad H_{ora} = h_{ora} + h_{ora}^\dagger . \quad (7)$$

(This last equation is fine as an operator statement, but as a matrix statement,  $h_{glue}$  and  $h_{glue}^\dagger$  must be “padded” with zeros to make the equation true. By “padding a matrix with zeros”, we mean embedding it in a larger matrix, the new entries being zeros.)

One can split  $H_{fruit}$  into two parts, which we call the **bulk Hamiltonian**  $H_{bulk}$  and the **boundary corrections Hamiltonian**  $H_{corr}$ :

$$H_{fruit} = H_{bulk} + H_{corr} , \quad (8)$$

where

$$H_{bulk} = H_{line} + H_{tree} , \quad H_{corr} = H_{glue} + H_{ora} . \quad (9)$$

(Again, this last equation requires zero padding if considered a matrix equation.) Note that  $[H_{line}, H_{tree}] = 0$  and  $[H_{glue}, H_{ora}] = 0$ .

For  $r = 1, 2, 3, \dots$ , if  $U = L_r(g) + \mathcal{O}(g^{r+1})$ , we say  $L_r(g)$  **approximates (or is an approximant) of order  $r$**  for  $U$ .

Given an approximant  $L_r(g) + \mathcal{O}(g^{r+1})$  of  $U$ , and some  $N_T = 1, 2, 3 \dots$ , one can approximate  $U$  by  $\left(L_r\left(\frac{g}{N_T}\right)\right)^{N_T} + \mathcal{O}\left(\frac{g^{r+1}}{N_T^r}\right)$ . We will refer to this as **Trotter’s trick**, and to  $N_T$  as the **number of trots**.

For  $N_{T,line} = 1$ , QuanFruit approximates  $e^{iH_{line}}$  with a Suzuki approximant of order  $r_{line} = 2, 4, 6, \dots$  that is derived in Ref.[6]. QuanFruit also applies the Trotter trick with  $N_{T,line} > 1$  trots to the  $N_{T,line} = 1$  approximant of  $e^{iH_{line}}$ .

For  $N_{T,tree} = 1$ , QuanFruit always approximates  $e^{iH_{tree}}$  with an approximant of order 3, that is derived in Ref.[6]. QuanFruit also applies the Trotter trick with  $N_{T,tree} > 1$  trots to the  $N_{T,tree} = 1$  approximant of  $e^{iH_{tree}}$ .

Ref.[6] gives exact (to numerical precision) compilations of the glue and oracle parts of  $U_{fruit}$ . QuanFruit uses these compilations, so the Order of the Suzuki (or other) Approximant and the Number of Trots do not arise in QuanFruit, for either the glue or the oracle.

For  $N_{T,meta} = 1$ , QuanFruit also approximates  $e^{iH_{fruit}}$  with a Suzuki approximant of order  $r_{meta} = 2, 4, 6, \dots$ . Recall that  $S_2(t) = e^{A\frac{t}{2}}e^{Bt}e^{A\frac{t}{2}}$  for  $t \in \mathbb{R}$  is the second order Suzuki approximant, and higher order ones are defined recursively from this one. Thus, all Suzuki approximants are specified by giving two functions of  $t$ ,  $e^{At}$  and  $e^{Bt}$ . To get a “meta” Suzuki approximant, we set  $e^{At} = e^{i(H_{bulk})g \rightarrow t}$  and  $e^{Bt} = e^{i(H_{corr})g \rightarrow t}$ . QuanFruit also applies the Trotter trick with  $N_{T,meta} > 1$  trots to the  $N_{T,meta} = 1$  approximant of  $e^{iH_{fruit}}$ .

### 3 The Control Panel

Fig.3 shows the **Control Panel** for QuanFruit. This is the main and only window of the application. This window is open if and only if the application is running.

The Control Panel allows you to enter the following inputs:

**File Prefix:** Prefix to the 3 output files that are written when you press the **Write Files** button. For example, if you insert **test** in this text field, the following 3 files will be written:

- test\_qfru\_log.txt
- test\_qfru\_eng.txt
- test\_qfru\_pic.txt

**Line: Number of Qubits:** The parameter  $N_{B,line}$  defined above.

**Tree: Number of Qubits:** The parameter  $N_{B,tree}$  defined above.

**Coupling Constant:** The parameter  $g \in \mathbb{R}$  defined above.

**Line Door:** The parameter  $d \in Z_{0,N_S,line-1}$  defined above.

**Bands:** You must enter here an even number of integers separated by any non-integer, non-white space symbols. Say you enter  $a_1, b_1, a_2, b_2, \dots, a_n, b_n$ . If  $x_k \in Bool$  for  $k \in Z_{0,N_{lvs}-1}$  are as defined above, then  $x_k = 1$  iff  $k \in Z_{a_1,b_1} \cup Z_{a_2,b_2} \dots \cup Z_{a_n,b_n}$ . Each set  $Z_{a_k,b_k}$  is a “band”. If  $a_k = b_k$ , the band has a single element. QuanFruit checks that  $0 \leq a_0, b_n \leq (N_{lvs} - 1)$ , and  $b_k - a_k \geq 0$  for all  $k$ . It also checks that  $a_{k+1} - b_k \geq 2$ . (If  $a_{k+1} - b_k = 1$ , bands  $k + 1$  and  $k$  can be merged. If  $a_{k+1} - b_k = 0, -1, -2, \dots$ , bands  $k + 1$  and  $k$  overlap.)

**Line: Number of Trots:** The parameter  $N_{T,line}$  defined above.

**Line: Order of Approximant:** The parameter  $r_{line}$  defined above.

**Tree: Number of Trots:** The parameter  $N_{T,tree}$  defined above.

**Tree: Order of Approximant:** This parameter is always 3.

**Meta: Number of Trots:** The parameter  $N_{T,meta}$  defined above.

**Meta: Order of Approximant:** The parameter  $r_{meta}$  defined above.

The Control Panel displays the following outputs:

**Number of Qubits:** The parameter  $N_B$  defined by Eq.(6).

**Number of Elementary Operations:** The number of elementary operations in the output quantum circuit. If there are no LOOPS, this is the number of lines in the English File, which equals the number of lines in the Picture File. When there are LOOPS, the “LOOP k REPS: $N_T$ ” and “NEXT k” lines are not counted, whereas the lines between “LOOP k REPS: $N_T$ ” and “NEXT k” are counted  $N_T$  times.

**Error:** The distance in the Frobenius norm between the input evolution operator and the output quantum circuit (i.e., the SEO given in the English File). For a nice review of matrix norms, see Ref.[7]. For any matrix  $A \in \mathbb{C}^{n \times n}$ , its Frobenius norm is defined as  $\|A\|_F = \sqrt{\sum_{j,k} A_{j,k} A_{j,k}^*}$ . Another common matrix norm is the 2-norm. The 2-norm  $\|A\|_2$  of  $A$  equals the largest singular value of  $A$ . The Frobenius and 2-norm of  $A$  are related by[7]:  $\|A\|_2 \leq \|A\|_F \leq \sqrt{2}\|A\|_2$ .

**Message:** A message appears in this text field if you press **Write Files** with a bad input. The message tries to explain the mistake in the input.

## 4 Output Files

Pressing the **Write Files** button of the Control Panel of QuanFruit generates 3 files (Log, English, Picture). These files are analogous to their namesakes for QuanTree, QuanLin and other QuanSuite applications. Ref.[4] explains how to interpret them.

## 5 Behind the Scenes: Code Innovations in QuanSuite, QWalk

The QuanSuite applications, based on the QWalk class library, exhibit some code innovations that you will find very helpful. Hopefully, these innovations will become commonplace in future quantum computer software.

- **QWalk class library does most of the work in all QuanSuite applications:** Look in the source folder for any of the QuanSuite applications. You'll find that it contains only 3 or 4 classes. Most of the classes are in the source folder for QWalk. That's because most of the work is done by the QWalk class library, which is independent of the QuanSuite application.
- **Reusability of SEO writers:** Look at the class `FruitSEO_writer` in the source folder for QuanFruit. You'll find that `FruitSEO_writer` utilizes the methods `GlueSEO_writer()`, `OracleSEO_writer()`, `TreeSEO_writer()`, `LineSEO_writer()`, and `ShiftSEO_writer()`. Thus, `FruitSEO_writer` delegates its SEO writing to methods from the QuanSuite applications: `QuanGlue`, `QuanOracle`, `QuanTree`, `QuanLin` and `QuanShi`. In fact, QuanFruit can be viewed as a composite of these simpler QuanSuite applications. This reusability of SEO writers is made possible by the novel technique described in Appendix A.
- **Nested Loops:** The English and Picture files of QuanSuite applications can have LOOPS within LOOPS. This makes the English and Picture files shorter, without loss of information. However, if you want to multiply out all the operations in an English file (this is what the class `SEO_reader` in QWalk does),

then having nested loops makes this task more difficult. `SEO_reader` of `QWalk` is sophisticated enough to understand nested loops.

- **Painless object oriented implementation of Suzuki approximants and Trotter's trick:** Higher order Suzuki approximants can be implemented painlessly by using the classes: `QWalk/src/SuzFunctions` and `QWalk/src/SuzWriter`. See the class `QuanLin/src/LineSEO_writer` for an example of how it's done. Essentially, all you have to do is to override the two abstract methods in `QWalk/src/SuzFunctions`.

Trotter's trick can also be easily implemented in a `QuanSuite` application, by using `LOOP` and `NEXT` lines in the English file. See the `write()` method of `QuanLin/src/LineSEO_writer` for an example.

## A Appendix: $P_0$ Padding and State Shifting

Suppose we know how to compile  $e^{iH}$ . Is it possible to use this compilation to compile  $e^{i \text{diag}(Z,H,Z')}$ , where  $Z$  and  $Z'$  are square matrices of zeros? The answer is yes, as we show next.

Suppose  $\hat{N}_S > N_S$  where  $N_S = 2^{N_B}$  and  $\hat{N}_S = 2^{\hat{N}_B}$ , for some positive integers  $N_B$  and  $\hat{N}_B$ . Given a Hamiltonian  $H$ , define a zero padded version of it called  $\hat{H}$ :

$$\begin{aligned} \hat{H}_{\hat{N}_S \times \hat{N}_S} &= \left[ \begin{array}{c|c} H_{N_S \times N_S} & \\ \hline & 0_{(\hat{N}_S - N_S) \times (\hat{N}_S - N_S)} \end{array} \right] & (10a) \\ &= \bar{n}(\hat{N}_B - 1) \otimes \bar{n}(\hat{N}_B - 2) \otimes \cdots \otimes \bar{n}(N_B + 1) \otimes \bar{n}(N_B) \otimes H_{N_S \times N_S} & (10b) \end{aligned}$$

As usual,  $\bar{n}() = P_0()$ . We will say that  $H$  has been padded with  $P_0$ 's to obtain  $\hat{H}$ . Now let  $U_{shift}^{(k)}$  be the unitary operation that shifts state  $|x\rangle$  to  $|(x+k) \bmod \hat{N}_S\rangle$ , with  $x, k \in Z_{0, \hat{N}_S - 1}$ . The application `QuanShi` gives a compilation of  $U_{shift}^{(k)}$ . Using  $U_{shift}^{(k)}$ , one can define a matrix  $\hat{H}^{(k)}$  from  $\hat{H}$  as follows:

$$(\hat{H}^{(k)})_{\hat{N}_S \times \hat{N}_S} = \left[ \begin{array}{c|c|c} 0_{k \times k} & & \\ \hline & H_{N_S \times N_S} & \\ \hline & & 0_{(\hat{N}_S - N_S - k) \times (\hat{N}_S - N_S - k)} \end{array} \right] & (11a)$$

$$= (U_{shift}^{(k)})^\dagger \hat{H}_{\hat{N}_S \times \hat{N}_S} U_{shift}^{(k)}. & (11b)$$

It is now readily apparent that a SEO for  $e^{i \text{diag}(Z,H,Z')}$  can be obtained from a SEO for  $e^{iH}$  by  $P_0$  padding  $H$  and then state shifting it with  $U_{shift}^{(k)}$ .



The compilations of  $e^{iH_{line}}$  (given in QuanLin),  $e^{iH_{tree}}$  (given in QuanTree) and  $e^{iH_{ora}}$  (given in QuanOracle), are all utilized by QuanFruit via this  $P_0$  padding/state-shifting method.

## References

- [1] QuanFruit software available at [www.ar-tiste.com/QuanSuite.html](http://www.ar-tiste.com/QuanSuite.html)
- [2] E. Farhi, J. Goldstone, S. Gutmann, “A Quantum Algorithm for the Hamiltonian NAND Tree”, arXiv:quant-ph/0702144
- [3] R.R. Tucci, “A Rudimentary Quantum Compiler(2cnd Ed.)”, arXiv:quant-ph/9902062 . Qubiter software available at [www.ar-tiste.com/qubiter.html](http://www.ar-tiste.com/qubiter.html)
- [4] R.R. Tucci, “QuanTree and QuanLin, Two Special Purpose Quantum Compilers”, arXiv:0712.3887
- [5] R.R. Tucci, “QuanFou, QuanGlue, QuanOracle and QuanShi, Four Special Purpose Quantum Compilers”, arXiv:0802.2367
- [6] R.R.Tucci, “How to Compile Some NAND Formula Evaluators”, arXiv:0706.0479
- [7] G.H. Golub and C.F. Van Loan, *Matrix Computations, Third Edition* (John Hopkins Univ. Press, 1996).

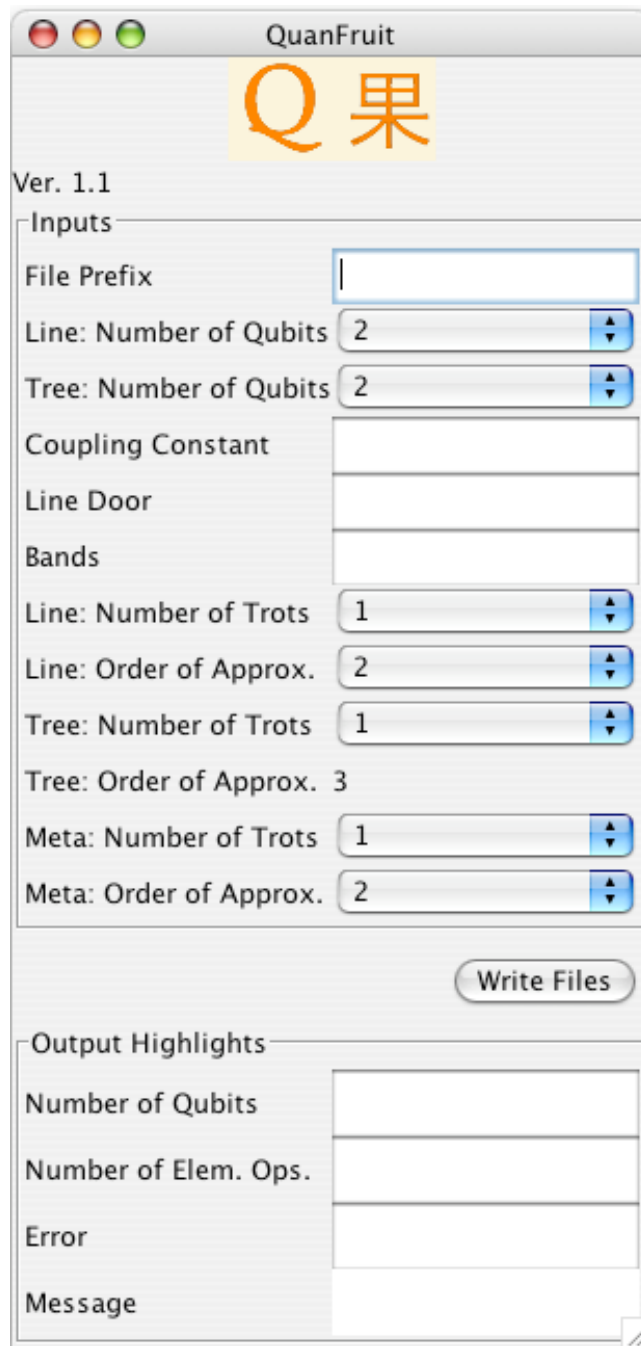


Figure 3: Control Panel of QuanFruit