

What is Quantum in Quantum Pumping: The Role of Phase and Asymmetries

Kunal K. Das¹, and Tomáš Opatrný²

¹Department of Physics, Fordham University, Bronx, New York 10458, USA

²Optics Department, Faculty of Science, Palacký University,
17. Listopadu 50, 77200 Olomouc, Czech Republic

(Dated: February 20, 2024)

We show that quantum pumping does not always require a quantum description or a quantum phase. Quantum pumping is shown to encompass different types of processes, some of which intrinsically rely on phase while others do not. We also show that many pumping processes have a hidden antisymmetric component that contributes significantly to the instantaneous current at the terminals without causing net charge transfer in a period. We have also computed the exact pumped current for some cases over a full range of time variation from adiabatic to non-adiabatic.

PACS numbers: 73.23.-b, 05.60.-k, 72.10.-d, 03.65.Nk

As a viable candidate for generating directed biasless currents of charge or spin through nanoscale devices, quantum pumping has been a subject of numerous studies in recent years. The phenomenon has been labeled by a multitude of characteristics: as a quantum interference effect [1, 2], as a manifestation of geometric phase [3], as a biasless generator of dc current [4], as a means of quantized charge transfer [5, 6] and as an intrinsically quantum effect distinct from Coulomb blockade based "classical pumps" [7, 8]. Equally numerous have been the approaches used to study it, the Landauer-Buttiker approach being the primary [4], Keldysh Green's functions [9], adiabatic perturbation [10, 11], Floquet theory [12, 13], and differential geometry [1, 3, 14]. An unintended consequence of such varied labels and approaches has been that a simple unambiguous way of understanding the essential features of the phenomenon has been strangely elusive. Thus an experiment reported as a demonstration of quantum pumping turned out to be due to rectification [15, 16]; other experiments [17, 18, 19] showing features of quantum pumping [20, 21] also accommodate alternate [18, 22], even semiclassical, explanations. A comprehensive view has also been hindered by the difficulty of solving time-dependent problems, so that studies have been confined to the adiabatic regime.

In this paper we strip down quantum pumping to its bare essentials, and study it simply as a quantum mechanical process involving time dependent potentials. This has allowed us to identify several essential features of the pumping mechanism that are often masked by abstract formalisms, the details imposed by simulation of experiments and the theoretical difficulty of going beyond the adiabatic regime. For certain pumping scenarios, we will compute the exact pumped current for arbitrary rates of time variation, something that has not been possible in cases studied before. To examine the adiabatic limit we use the expression [10]

$$J(t) = \frac{1}{2} \int dx \partial_t V(x;t) \text{Im} \int G^<(x^0; x; E_F) \partial_x G(x; x^0; E_F) g(t) \quad (1)$$

for the instantaneous adiabatic current. We set $\hbar = m =$

$e = 1$. Although easily generalized this specific form assumes degenerate temperatures typical of pumping experiments, reflected in its dependence on the Fermi energy E_F . The description in terms of the instantaneous Green's function $G(x; x^0; E_F)$ is due to adiabaticity.

Since pumping is a direct consequence of time varying potential acting in one-dimensional (1D) channels, we will examine the current generated by representative time variations of a potential acting in 1D, where (i) the position, (ii) the strength or (iii) the shape of the potential varies in time. In addition we will consider (iv) the variation of a periodic lattice. We can capture the essential features of all of these possibilities by using time-varying delta function potentials. Each case highlights certain distinct features of quantum pumping, that we discuss, along with its quantum versus classical nature.

Exact solution for a potential with uniform velocity: We start with a rare case where the pumped current can actually be determined for arbitrary rate of change of the potential: a delta potential moving with uniform velocity in a 1D channel, $V(x;t) = U(x - vt)$. At first sight this might not seem like a quantum pumping process, but as will be seen, it has all the features of pumping. A

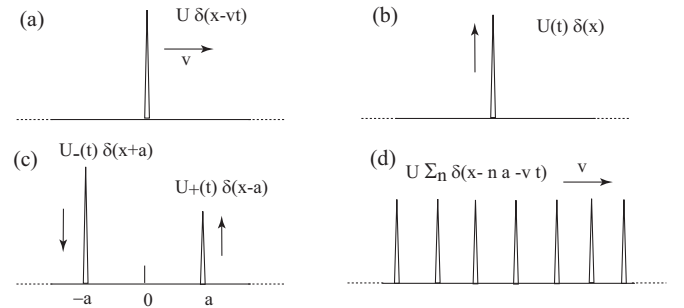


FIG. 1: The four typical time-varying potentials we consider (a) a uniformly translating potential barrier, (b) a potential varying in magnitude, (c) a potential changing its shape modeled by two barriers varying in strength out of phase and (d) a uniformly translating lattice, of spacing a . For simplicity the elements of the potentials are taken to be δ functions.

Galilean transformation yields the exact stationary states

$$e^{ivx - iv^2 t/2} e^{i(k-v)(x-vt)} = \frac{e^{i(k-v)(x-vt)}}{1 - i(k-v)/U} \quad (2)$$

corresponding to the free-particle state e^{ikx} . The instantaneous current at any position is given by the $j(x;t) = \text{Re} \left[\psi_k(x;t) \frac{\hbar}{im} \partial_x \psi_k(x;t) \right]$. For right e^{+ikx} and left e^{-ikx} going waves, the transmitted and reflected currents are :

$$j_T(k) = \frac{k(k-v)^2}{(k-v)^2 + U^2} ; \quad j_R(k) = \frac{(k-2v)U^2}{(k-v)^2 + U^2} \quad (3)$$

The net instantaneous current is obtained by averaging over the current on both sides of the potential

$$J = \int_0^{k_F} \frac{dk}{2} [j_T^+ + j_R^+ + j_T^- + j_R^-] = \frac{U^2}{2} \ln \frac{U^2 + (k_F + v)^2}{U^2 + (k_F - v)^2} \quad (4)$$

and is independent of time. In the adiabatic limit $v = k_F$, a Taylor expansion to linear order in $v = k_F$ yields

$$J \approx \frac{1}{2} \frac{2k_F v U^2}{(k_F^2 + U^2)} \quad (5)$$

which can be obtained identically using Eq. (1) or the Brouwer formula [4] for the adiabatic pumped current, confirming that this mechanism is an instance of quantum pumping by definition. It is apparent that periodicity is not necessary for generating the pumped current, but can be easily imposed by letting the potential translate uniformly for a time T , switch off and repeat starting at the initial point, much like a paddle in water. The strength of the potential varying between on and off could be considered a second parameter, but since neither the switching nor the periodicity is essential for current generation, this is pumping achieved by varying a single parameter, the velocity of the potential. The current is plotted versus this parameter in Fig. 2. In a finite system however, periodicity would be a practical necessity to maintain a sustained current. In the adiabatic limit, Eq (5), the pumped charge over a time period T is $J \cdot T$ which is independent of the velocity, and depends only on the path traversed $X = v \cdot T$. This is consistent with geometric interpretations of the adiabatic pumped charge, however there is neither an energy gap, nor an essential periodicity, so the pumped charge cannot be identified with geometric phase in the Berry sense [23].

Classical versus Quantum : Having established that the translating delta potential is an instance of quantum pumping, we now demonstrate that it can be simulated classically as well without invoking quantum mechanics, and that the phase of the wavefunction plays no essential role. This latter point is important because, quantum pumping has often been described as a quantum interference effect, this shows that this is not always the case.

Consider a classical barrier moving with velocity v in a one dimensional channel, through a stream of particles

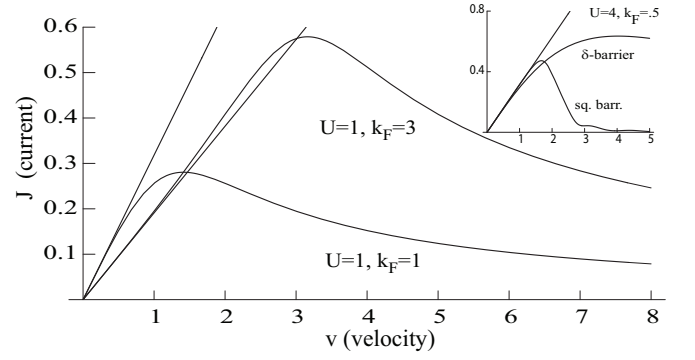


FIG. 2: The pumped current versus the velocity of a uniformly moving potential barrier. The curved lines are exact solutions [Eq. (4)] and the straight lines are the adiabatic solutions [Eq. (5)]. They agree for $v = k_F$. The inset shows results for a moving square barrier (height=width=2); the oscillations arise from quantum phase.

which have a uniform velocity distribution in the range $[k_F; k_F]$. Further assume that the moving barrier is a soft one possessing velocity-dependent transmission and reflection probabilities $T(k)$ and $R(k)$.

A particle on the left of the barrier has the following possible origins depending on its velocity k : (i) if $k \in [k_F; k_F + 2v]$ it was transmitted from the right, (ii) if $k \in [k_F + 2v; v]$ it was either transmitted from right or reflected at the barrier having come from the left and (iii) if $k \in [v; k_F]$, it never interacted with the barrier, since its moving faster than the barrier and is still behind it. The net current on the left of the barrier is

$$J_L = \int_{k_F}^{k_F + 2v} dk T(k) k + \int_{k_F + 2v}^v dk [T(k) + R(k + 2v)] k + \int_v^{k_F} dk k \quad (6)$$

A similar expression can be obtained for the current J_R on the right of the barrier, based upon an analogous argument, with the one difference that the full range for k is $[k_F; k_F + 2v]$ because of the particles that have been reflected with a boost in the velocity due to the barrier.

If the scattering probabilities are chosen to coincide with the quantum mechanical probabilities and $U = 1/2$, then $J_L + J_R$ gives the same current as in Eq. (4). This demonstrates that ironically quantum mechanics is not always essential for quantum pumping. One can simulate this situation with classical physics, with a barrier that transmits particles or reflects with specimen momentum dependent probabilities. The essentially quantum ingredient, the phase, plays no physical role, inasmuch as the velocity change for the reflected particles can be understood simply from conservation of momentum in classical mechanics. A finite size potential, say a square barrier instead of a delta function, displays some effects of phase, where the phase shift incurred in transmitting through the potential, creates current oscillations (Fig. 2 inset). However, the arguments above are still applicable with appropriate scattering probabilities, therefore the effect can still be simulated classically.

Potential varying in strength: Other important, but little known, features of quantum pumping can be high-

lighted by considering a different kind of time variation, shown in Fig. 1 (b), where the potential varies in strength, for which Eq. (1) gives the adiabatic pumped current

$$V(x) = U(t)(x); \quad J(x) = \text{sign}(x) \frac{1}{2} U \frac{k}{k^2 + U^2} \quad (7)$$

for x far from the potential. Over a full time period this would give zero net current, being an exact differential. Yet a current detector at either terminal in a nanoscale circuit would measure a continuous non-zero current. Current alternately flows out into the leads, as the potential grows, and flows in as it diminishes. The outflow and the inflow cancel over a closed cycle. This makes it clear that an averaging over all terminals is crucial in determining a genuine pumped current.

Contrasting this with the previous case of uniformly translating potential highlights another essential point; in a two terminal circuit the current can have contributions that are symmetric or antisymmetric with respect to the terminal, or the side of the potential, where the current is measured. For the translating potential the adiabatic current was completely symmetric and there was a net flow, while for time-varying magnitude, it is completely antisymmetric and hence there is no net flow.

Finally we note that a potential varying in strength effectively serves as a source or a sink for charge in the leads, which can also be understood classically; a barrier emerging from the bottom of a channel containing fluid would cause outward flow due to displacement.

Potential changing its shape: A quantum pump that operates by shape variation of a potential can be examined by considering the commonly used turnstile model [24], where two potentials separated by a finite space (2a), vary in strength out of phase with each other $V(t) = U(t)(x^0 - a)$. For an observation point $|x| \gg 1$ far from the potential, the adiabatic current is

$$J(x;t) = \frac{k}{2} \text{sgn}(x) \sum_{x^0=-a}^X U G(x;x^0)^2$$

$$ikG(x;x^0) = e^{ikx - x^0j} + e^{ikx - aj} + (x^0) + e^{ikx + aj} \quad (x^0)$$

$$(x^0) = \frac{r}{D} e^{ikx^0 - aj} + r e^{ikx^0 - aj + 2ika} \quad (8)$$

with Green's function $G(x;x^0)$, and $D = 1 - r r e^{i4ak}$ where $r(k) = U/(U^2 + k^2)$ are the reflection probabilities at the two delta potentials. The current at the right (J_R) and the left (J_L) terminals can be separated into (i) $J_S = \frac{1}{2}(J_R + J_L)$ symmetric and (ii) $J_A = \frac{1}{2}(J_R - J_L)$ antisymmetric, with respect to x

$$J_S(t) = \frac{1}{k} \sum_{x^0=-a}^X U \sin(2ka) [\text{Im} f_+ + g + \sin[k(x^0 - a)] \text{Im} f_+ + g + \sin[k(x^0 + a)] \text{Im} f_+ + g] \quad (9)$$

$$J_A(t) = \frac{1}{k} \sum_{x^0=-a}^X U \left[\frac{1}{2}(1 + j^2) + \cos(2ka) \text{Im} f_+ + g + \cos[k(x^0 - a)] \text{Im} f_+ + g + \cos[k(x^0 + a)] \text{Im} f_+ + g \right]$$

with $j^2 = j_+^2 + j_-^2$. The current at the left and right terminals are plotted in Fig. 3 (a) for a full period of cyclic variation of $U(t)$, and the symmetric and antisymmetric parts are plotted in Fig. 3 (b). As discussed above only the symmetric part leads to a net current over a cycle, the plot Fig. 3 (b) shows that a time integral over the antisymmetric part vanishes. Application of Green's theorem $\oint_C [U_+ U_- - U_- U_+] = \oint_C dU_+ dU_- \left[\frac{\partial J}{\partial U_+} - \frac{\partial J}{\partial U_-} \right]$ for a full cycle of $U(t)$ to each of the currents J_R, J_L, J_S and J_A separately shows that the integrand $\left[\frac{\partial J}{\partial U_+} - \frac{\partial J}{\partial U_-} \right]$ of the corresponding surface integral vanishes for J_A , but has the same value for J_R, J_L and J_S .

The fact that it is the integrand itself which vanishes, and not just the integral, is significant; because in the surface integral form, as for instance in the Brouwer formula [4], the contribution of the antisymmetric component is completely lost while the current at the terminals is exactly synonymous with the symmetric part. Yet, as Fig. 3 shows, the instantaneous current at each terminal can often be dominated by the antisymmetric part during the course of a cycle.

These plots reveal another fact, that the pumped current is not a dc current really, but more like an ac current with an offset resulting in a net transfer of charge over a period. Even the symmetric part that contributes to the net current can reverse direction over the cycle.

Much of this mechanism can also be understood classically. As we already established, current would be generated even if only one of the potentials is changing. The presence of the other barrier hinders flow on one side, leading to an imbalance in current flowing into the two terminals. The asymmetry of the variation of the two potentials causes that imbalance to add up to a net transport over a cycle. If the potentials varied in sync, that imbalance would cancel itself out over a full cycle.

Unlike the previous two mechanisms, phase plays a significant role here, as can be concluded from the presence

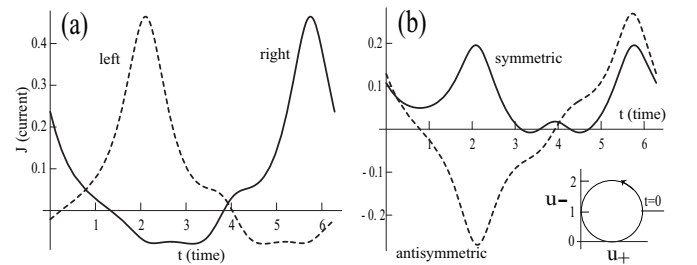


FIG. 3: The instantaneous current $J(t)$ as a function of time over a period $t \in [0; 2\pi]$, for $k_F = 1; a = 1$. The inset shows the time variation of pumping parameters $U_- = 1 + \cos(t)$ and $U_+ = 1 + \sin(t)$. Plot (a) shows the current flowing into the left terminal ($x < 0$) and the right terminal ($x > 0$) and plot (b) shows the symmetric and antisymmetric part of the current. It is apparent that the antisymmetric part would average to zero over a full cycle.

of the $\sin(2ka)$ factor in the non-vanishing symmetric part of the current. The current would vanish identically if the electron wavevector satisfies $2ka = n\pi$, which physically means that as each potential changes, the electron propagation is not affected by the other potential if it is at a nodal distance for the wavefunction. Varying the spatial separation of the potentials should lead to an observable sinusoidal variation of the net current, but this should not be confused with the sinusoidal variation arising from the temporal phase lag among the time-varying parameters discussed elsewhere [4]. In any case, the tangible effect of the phase of the wavefunction makes this pumping mechanism manifestly quantum effect.

A moving lattice potential: Spatially periodic potentials have been used in the context of quantum pumping since the initial paper by Thouless [5] and also recently [25]; for filled bands charge transfer was shown to be quantized. We will now examine if that is necessarily a quantum effect, by studying a uniformly moving evenly spaced array of delta potentials, effectively a moving Kronig-Penney (KP) potential [Fig. 1(d)], of period a , system size L . This can also be exactly solved for all rates of time variation, by using a Galilean transformation. For a stationary state $e^{ikx} + e^{-ikx}$ satisfying the KP boundary conditions, the current for each k is:

$$j(k; t) = \frac{v}{L} + 2v \sum_n [\cos(2kfx - na + (n-1)vtg) - \cos(2kfx - na + (n+1)vtg)] + \left(\frac{v}{L}\right)^2 k$$

with $n = n - \frac{1}{2}$. The net current is given by integrating over allowed vectors $\sum_{k_F} \frac{dk}{2} j(k; t)$, but the essential conclusions can be reached without doing the integral. Instead we do a time integral over a period $[0; a=v]$ to get the charge transfer per period for each wavevector k

$$Q(k; T) = \int_0^{a=v} j(k; t) dt = \frac{a}{L} + \left(\frac{v}{L}\right)^2 \frac{ka}{v} \quad (11)$$

In the case of filled bands, summation over the states would lead to a vanishing of the last term, while the surviving first term gives the fraction of the particles in the interval a , which would be an integer, giving quantized charge transport. The second term in Eq. (11) contributes for partially filled bands, and is proportionate to the time $T = a/v$, the duration of the flow.

It is clear that the charge quantization for filled bands is equivalent to the trivial result one would get classically if one moved a lattice containing uniformly distributed classical particles; transport by one spatial period would lead to transfer of the number of particles in each site. The second term is however due to quantum tunnelling and the cosine dependence of the current is an effect of quantum phase, which however does not contribute to the net charge transfer over a period commensurate with the spatial period. These results are exact and not a consequence of an adiabatic approximation.

Conclusions: From our discussions above we conclude that quantum pumping actually encompasses a variety of distinct processes, described by the same quantum mechanical expressions. However not all are strictly quantum effects, some can be simulated by classical mechanisms while others can be explained only in a quantum picture; the role of the phase of the wavefunction is the crucial differentiator. This diversity of pumping processes explains some of the conflicting pictures of experimental results involving surface acoustic waves [17, 18, 19], where both classical methods (a dragging mechanism) [18, 22] and quantum picture (a quantum pump) [20, 21] could describe experimental results. Also contrary to statements often used in the literature, quantum pumping is not always a quantum interference effect, as evidenced by the fact that phase does even have to play a role. Even temporal periodicity is not necessary to generate a current, but is more of a practical necessity to maintain a sustained current in a finite system.

We also showed that the pumped current in a two-terminal setup has symmetric and antisymmetric components. While only the symmetric component may cause net charge transfer and is manifest in most commonly used formalisms, the hidden antisymmetric component contributes significantly to the instantaneous current at each terminal. Furthermore, the pumped current is often like an ac current with an offset that can reverse direction over a cycle rather than a dc current as it is often labeled. We also presented results for certain quantum pumping mechanisms over all regimes of time variation instead of just the adiabatic regime commonly studied, clearly showing the nature of the transition from the adiabatic to non-adiabatic regimes.

We gratefully acknowledge the support of the Research Corporation, and of GACR (GA 202/05/0486) and MSM T (MSM 6198959213).

-
- [1] J. E. Avron, A. Elgart, and L. Sadun, J. Stat. Phys. 116, 425 (2004).
 - [2] M. Moskalets and M. Buttiker, Phys. Rev. B 64, 201305 (2001).
 - [3] H.-Q. Zhou, S. Y. Cho, and R. H. McKenzie, Phys. Rev. Lett. 91, 186803 (2003).
 - [4] P. W. Brouwer, Phys. Rev. B 58, R10135 (1998).
 - [5] D. J. Thouless, Phys. Rev. B 27, 6083 (1983).
 - [6] Q. Niu, Phys. Rev. B 34, 5093 (1986).
 - [7] I. L. Aleiner and A. V. Andreev, Phys. Rev. Lett. 81, 1286 (1998).
 - [8] M. Blaauw and E. Heller, Phys. Rev. B 64, 241301 (2001).
 - [9] L. Arrachea, Phys. Rev. B 72, 125349 (2005).
 - [10] K. K. Das, S. K. In, and A. M. Izuel, Phys. Rev. Lett. 97, 096602 (2006).
 - [11] O. Entin-Wohlman, A. Aharony, and Y. Levinson, Phys. Rev. B 65, 195411 (2002).

- [12] S.W .Kim , Phys.Rev.B 66, 235304 (2002).
- [13] M .M oskalets and M .Buttiker, Phys.Rev.B 66, 205320 (2002).
- [14] J.E .Avron, A .Elgart, G .M .G raf, and L.Sadun, Phys.Rev.B 62, R10618 (2000).
- [15] M .Sw itkes, C .M .M arcus, K .C am pm an, and A .C .G os-sard, Science 283, 1905 (1999).
- [16] P.W .Brouwer, Phys.Rev.B 63, 121303 (2001).
- [17] J.M .Shilton, D .R .M ace, V .I.Talyanskii, Y .G alperin, M .Y .Sim m ons, M .Pepper, and D .A .R itchie, J.Phys.: Condens.M atter 8, L337 (1996).
- [18] V .I.Talyanskii, J.M .Shilton, M .Pepper, C .G .Sm ith, C .J.B .Ford, E .H .Lin eld, D .A .R itchie, and G .A .C .Jones, Phys.Rev.B 56, 15180 (1997).
- [19] N .E .Fletcher, J.Ebbecke, T .J.B .M .Janssen, F .J.Ahlers, M .Pepper, H .E .Beere, and D .A .R itchie, Phys.Rev.B 68, 245310 (2003).
- [20] A .A harony and O .Entin-W ohlm an, Phys.Rev.B 65, 241401 (2002).
- [21] Y .Levinson, O .Entin-W ohlm an, and P.W ole, Phys.Rev.Lett. 85, 634 (2000).
- [22] A .M .Robinson and C .H .W .Bames, Phys.Rev.B 63, 165418 (2001).
- [23] M .V .Berry, Proc.Roy.Soc.Lond. 392, 45 (1984).
- [24] Y .Levinson, O .Entin-W ohlm an, and P.W ole, Physica A 302, 335 (2001).
- [25] B .L .A ltshuler and L .I .G laz m an, Science 283, 1864 (1999).