

Polaronic signatures in the optical properties of $\text{Nd}_{2-x}\text{Ce}_x\text{CuO}_4$

E. Cappelluti^{1,2}, S. Ciuchi^{3,1}, and S. Fratini^{4*}

¹*SMC Research Center and ISC, INFN-CNR, v. dei Taurini 19, 00185 Rome, Italy*

²*Dipartimento di Fisica, Università "La Sapienza", P.le A. Moro 2, 00185 Rome, Italy*

³*CNISM and Dipartimento di Fisica, Università dell'Aquila, via Vetoio, I-67010 Coppito-L'Aquila, Italy and*

⁴*Institut Néel - CNRS & Université Joseph Fourier, BP 166, F-38042 Grenoble Cedex 9, France*

(Dated: February 9, 2022)

We investigate the temperature and doping dependence of the optical conductivity $\sigma(\omega)$ of $\text{Nd}_{2-x}\text{Ce}_x\text{CuO}_4$ in terms of magnetic/lattice polaron formation. We employ dynamical mean-field theory in the context of the Holstein- t - J model where an exact analytical solution is available in the limit of infinite connectivity. We show that the pseudogap features in the optical conductivity of this compound can be associated to the formation of lattice polarons assisted by the magnetic interaction.

Understanding the phase diagram of high- T_c superconductors still represents, twenty years after their discovery, one of the main challenges in this field. One of the reasons of such difficulties relies on the fact that different interactions are simultaneously operating, involving different degrees of freedom. On one hand, evidences are gathering, from different experimental techniques, about a relevant role of the electron-lattice interaction [1, 2, 3, 4, 5]. On the other hand, short-range antiferromagnetic (AF) correlations, ruled by the exchange coupling J , are still present in the normal state even when true long-range AF ordering is destroyed. The interplay between these two kinds of interactions has been recently pointed out in undoped and weakly doped cuprates, where angle-resolved photoemission spectroscopy (ARPES) revealed a broad high-energy peak well distinguished from the quasi-particle states with vanishingly small spectral weight [6, 7]. The broadness of such peak has been interpreted in terms of a multi-phonon Franck-Condon structure typical of a lattice polaron, superposed on the dynamics of a single hole in the t - J model [6, 7, 8, 9, 10]. The validity of this scenario at finite doping, and its relation with the pseudogap observed by means of different techniques is however not clear.

Among the different families of copper oxides, electron-doped cuprates represent the most suitable systems where to investigate the interplay between magnetic and lattice polarons. This is because, unlike hole-doped systems, the long-range AF ordering extends up to quite large doping levels $\delta \approx 0.14$, so that the relative importance of long-range *vs.* short-range magnetic correlations can be more clearly addressed. The optical conductivity (OC) of the electron-doped compound $\text{Nd}_{2-x}\text{Ce}_x\text{CuO}_4$ has been systematically analyzed as function of temperature and doping in Ref. 12. There, a mid-infrared (MIR) shoulder associated with a pseudogap state has been observed in the spectra at finite doping. Quite interestingly, they observed: *i*) a shift of the MIR peak towards lower frequencies upon increasing δ , corresponding to a pseudogap closing with doping; *ii*) a filling of the pseudogap

upon increasing the temperature; *iii*) the absence of any signature of the Néel temperature in the temperature evolution of the pseudogap spectral weight (defined as the spectral weight in the region between the MIR shoulder and a low-energy infrared cut-off $\omega_{\min} \simeq 0.12$ eV), whereas a remarkable non-monotonic kink is present at a higher temperature T^* . The latter feature suggests a prominent role of short-range correlations in governing the observed spectral properties.

A detailed theoretical study of the polaron features in the optical conductivity of one hole in the Holstein- t - J model, using dynamical mean-field theory (DMFT), has been recently reported in Ref. [11]. In this Letter, we apply such approach to analyze the optical data of electron-doped cuprates $\text{Nd}_{2-x}\text{Ce}_x\text{CuO}_4$ (NCCO), where exhaustive measurements as function of both temperature and doping are available [12]. We show that the optical conductivity in these compounds can be naturally interpreted in terms of spin/lattice polarons resulting from the joint positive cooperation between the electron-phonon (el-ph) and magnetic exchange interactions [11, 13]. In this framework we are able to explain the existence of a pseudogap in the optical spectra, as well as its evolution with doping and temperature. From the comparison between theory and experiments we estimate a value for the local el-ph coupling of the order $\lambda \approx 0.7$.

We now examine the above scenario in the light of the theoretical DMFT results. We consider the motion of one electron added to the half-filled antiferromagnetic background and interacting *à la* Holstein with local dispersionless phonons. Due to the particle-hole symmetry on the parent Hubbard-Holstein Hamiltonian, such problem is formally equivalent to consider one hole in the Holstein- t - J model. Using the linear spin-wave approximation, we can thus write the Hamiltonian as [11, 13]:

$$H = \frac{t}{2\sqrt{z}} \sum_{\langle ij \rangle} \left(h_j^\dagger h_i a_j + \text{h.c.} \right) + \frac{\tilde{J}}{2} \sum_i a_i^\dagger a_i + g \sum_i h_i^\dagger h_i \left(b_i + b_i^\dagger \right) + \omega_0 \sum_i b_i^\dagger b_i, \quad (1)$$

where z is the coordination number, a^\dagger and b^\dagger are the creation operators for boson spin defects and phonons respectively, and h^\dagger is the single spinless charge operator. A local el-ph coupling constant $\lambda = g^2/\omega_0 t$ can be defined as the polaron energy in units of the half-bandwidth t . The parameter \tilde{J} is an effective exchange interaction. It is linked to the microscopic J by the relation $\tilde{J} = Jm$, where m is the average on-site magnetization which, in the $z \gg 1$ limit, is governed by the Curie-Weiss equation $m = \tanh(\beta Jm/4)$ with Néel temperature $T_N = J/4$. The one-particle Hamiltonian (1) can be thought to be representative also for the finite doping case as far as we are in the dilute limit, namely as far as the interparticle distance d_{P-P} is larger than the spin polaron size L_p . For $\delta \lesssim 0.14$ this implies $L_p \lesssim 2.7$ in units of the lattice constant. We shall discuss later the validity of this condition. A further implication of the finite doping regime is that the effective exchange energy \tilde{J} should be considered as renormalized by finite charge density effects, and thus doping dependent $\tilde{J} = \tilde{J}(\delta)$.

The Holstein- t - J Hamiltonian (1) is the basis to discuss the physics of a spin/lattice polaron, namely a travelling charge carrying along an on-site phonon cloud and surrounded by a local destruction of the AF background of size L_p . Different properties of this object can be investigated and, as a general rule, the choice of a particular theoretical approach depends on which property is under examination and on its feasibility to investigate it. Quasi-particle dispersion, its relative spectral weight and effective mass, for instance, are intrinsically related to the coherent motion of the polaron *as a whole*. On the other hand, the internal local structure of the spin/lattice polaron, responsible for the optical absorption at finite frequency, is mainly related to incoherent processes which can be safely caught by the dynamical mean-field approach, where coherent motion is disregarded [11, 13].

One of the main intriguing characteristics of the spin/lattice polaron that can be captured by DMFT within the context of the Holstein- t - J model [14] is that the electron-phonon and the exchange interaction act in a cooperative way to reduce the local hopping amplitude, and hence to establish polaronic features [8, 11, 13, 15, 16, 17, 18]. An interesting consequence of this scenario is that lattice polaron features can be in principle switched on and off *by varying the magnetic exchange coupling \tilde{J} at given el-ph coupling λ* . Our analysis shows that this is precisely what occurs in NCCO. On the physical ground, the effective exchange coupling depends on the charge doping δ and on the temperature T , in such a way that increasing δ and T leads to a reduction of \tilde{J} and hence to an increase of the spin polaron size. In this context we interpret the pseudogap temperature T^* as the highest temperature where the spin polaron size L_p is smaller than the AF correlation length ξ_{AF} . For $T > T^*$ ($L_p > \xi_{AF}$) the charge motion does not probe anymore the AF environment and

δ	0.05	0.075	0.1	0.125
T^* (K)	440	340	300	200
J (meV)	152	117	103	69
L_p	0.14	0.19	0.27	1.01
d_{P-P}	4.5	3.7	3.2	2.8

TABLE I: Doping evolution of experimental data and theoretical parameters as function of doping δ . T^* is the pseudogap temperature taken from Ref. [12], J is the theoretical estimate of low temperature exchange coupling corresponding to T^* , L_p is the average number of spin defects, i.e. the spin polaron size in units of the lattice constant, and d_{P-P} is the average particle-particle distance given by $d_{P-P} = 1/\sqrt{\delta}$, also in units of the lattice constant.

a paramagnetic analysis with $\tilde{J} = m = 0$ is enforced. We can identify thus the experimental T^* with the Néel temperature T_N of the DMFT solution of the Holstein- t - J model, where the AF correlation length jumps from $\xi_{AF} = 0$ for $T > T_N$ to $\xi_{AF} = \infty$ for $T \leq T_N$ and the spin polaron size from $L_p = \infty$ for $T > T_N$ to a finite value for $T \leq T_N$. Along this perspective we can determine the (doping dependent) low temperature effective exchange energy $\tilde{J}(T = 0) = J$, where $m = 1$, from the experimental temperature $T^* = T_N = J/4$. The estimates so obtained as function of δ , in good agreement with experimental estimates [19], are collected in Table I along with other characteristic quantities. The temperature dependence of the magnetization can thus be evaluated from the Curie-Weiss relation. From photoemission spectroscopy we take a half-bandwidth value $t = 1$ eV for NCCO [20, 21, 22], and we set also $\omega_0 = 70$ meV, consistent with the energy window of the optical phonons in undoped cuprates. With these values, the only free adjustable parameter results to be the electron-phonon coupling constant λ . We are going to show that the overall experimental scenario [12] is naturally reproduced within the context of a spin/lattice polaron by assuming a doping-independent el-ph coupling $\lambda = 0.7$. We would stress that this does not rule out a possible weak dependence of λ on doping which would provide an even stronger agreement with the experimental data.

It should be stressed that an el-ph coupling $\lambda = 0.7$, at $\omega_0/t = 0.07$, is not sufficient to induce lattice polaron effects *in the absence* of exchange coupling since a critical value $\lambda_c = 0.91$ is needed to establish a lattice polaron state at $J = 0$ [23]. This means that lattice polaron features in these compounds can be found only in the presence of (short-range) AF correlations and they are effectively tuned by the doping dependent exchange coupling $J(\delta)$. In order to show and quantify this issue we plot in Fig. 1 the renormalized phonon probability distribution function $P(n)$ [$\sum_n P(n) = 1$] for different values of the exchange coupling spanning the experimen-

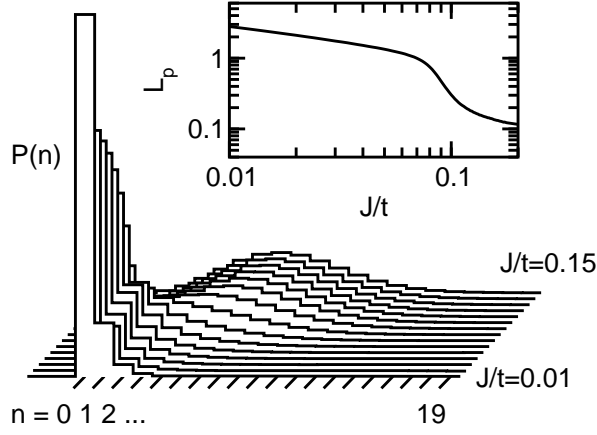


FIG. 1: Phonon distribution function $P(n)$ (main panel) and spin polaron size L_p (inset) as function of exchange coupling.

tal range of J (see Table I). The magnetic-induced lattice polaron crossover occurs for $J/t \simeq 0.083$ ($J = 83$ meV in energy units), where the $P(n)$ changes abruptly from a distribution peaked at $n = 0$ to a multiphonon broad structure at finite n , typical of a polaronic lattice distortion. The strong interplay between lattice and magnetic degrees of freedom is also witnessed by the dependence of the spin polaron size L_p on J at $T = 0$, obtained by the Hellmann-Feynman theorem[13], as shown in the inset of Fig. 1. Here the onset of the lattice polaron for $J/t \gtrsim 0.083$ leads to a further self-trapping localization of the charge and to an abrupt drop of L_p in the polaronic regime. Comparing the typical values of the exchange energy estimated from the experimental data reported in Table I, we can predict lattice polaron features, accompanied by a very small amount of spin defects, for dopings $\delta = 0.05, 0.075, 0.1$ while at the larger doping $\delta = 0.125$ spin/lattice polaron features are already remarkably reduced. It is also comforting to check that for all the dopings considered in the present analysis $\delta = 0.05 - 0.125$, both on the polaronic and on the non-polaronic side, the estimate of the spin polaron size L_p is always smaller than the average particle-particle distance d_{P-P} (see Table I), confirming the validity of the present one-particle analysis in the dilute limit.

Let us now discuss the effects of the magnetic induced lattice polaron formation on the optical conductivity. In Fig. 2 we plot $\sigma(\omega)$ evaluated for the different exchange couplings corresponding to different doping levels (see Table I). We should stress, once more, that, due to the local approximation enforced by the $z = \infty$ DMFT limit, only incoherent contributions to the OC are here taken into account, so that no Drude-like peak is present. Disregarding the coherent Drude peak, the resemblance with the experimental data of Ref. [12] is remarkable. In particular we observe at low temperature a broad incoherent shoulder in the MIR energy range which characterizes

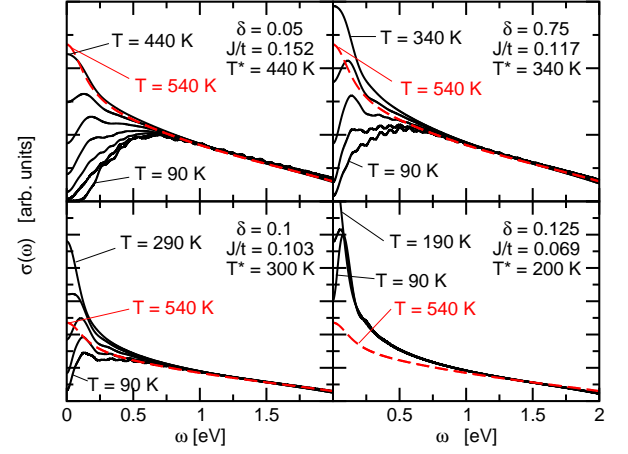


FIG. 2: (color online) Temperature evolution of the optical conductivity $\sigma(\omega)$ for different exchange couplings (dopings) and for $(T \leq T^*)$: $T = 90, 140, 190, 240, 290, 340, 390, 440$ K). Also shown is the optical conductivity at $T = 540$ K in the normal state (dashed red line).

the pseudogap regime. Such feature represents the natural counterpart, in the optical data, of the broad multiphonon structure responsible for the incoherent peak observed in ARPES, and is a natural signature of the onset of the lattice polaron. Consistent with this picture, the energy scale of such broad MIR band is reduced as polaronic features are weakened upon doping (Fig. 2), which causes a closing of the optical pseudogap. Also interesting is the role of temperature, also reported in Fig. 2. While the magnitude of the exchange coupling J rules the energy scale of the MIR band [11] at low temperature, and hence drives the *closing* of the pseudogap with δ , increasing the temperature for $T < T^*$ leads to a *filling* of the pseudogap itself (see in particular the upper panels in Fig. 2), in good agreement with Ref. [12]. Eventually for $T > T^*$ there is a considerable smoothing of the OC features with respect to the spectra at $T \approx T^*$.

Such temperature evolution can be nicely traced by evaluating the “MIR optical spectral weight” W_{MIR} , which was defined in Ref. [12] as the optical spectral weight between a low energy cut-off at $\omega_{\text{low}} = 0.12$ eV and a high-energy isosbestic point. Quite notably, the temperature evolution of such spectral weight does not show any signature of the AF long-range order at the Néel temperature T_N^{exp} , whereas a non-monotonic kink at a higher temperature T^* is clearly visible. This observation can be naturally explained within the present (local) polaronic approach, since the *local* polaron processes responsible for the incoherent shoulder in Fig. 2 cannot distinguish between a short-range and long-range AF ordering as long as $L_p < \xi_{\text{AF}}$. For the same reasons, anomalies in W_{MIR} could be expected at $T \gtrsim T^*$ ($T \gtrsim T_N$ in our analysis) where $L_p \gtrsim \xi_{\text{AF}}$ and the con-

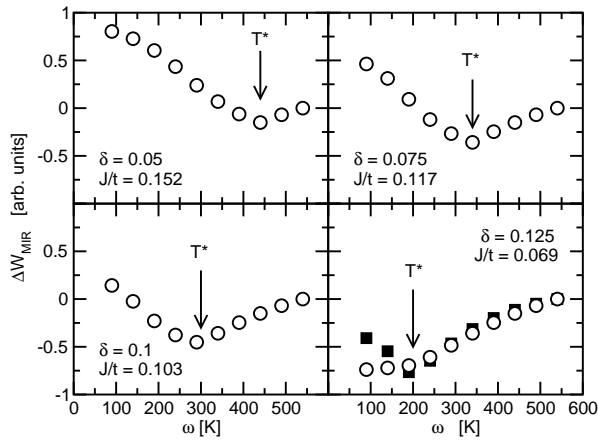


FIG. 3: Temperature dependence of ΔW_{MIR} for different exchange coupling corresponding to different doping levels. Empty circles and black squares are obtained by integrating $\sigma(\omega)$ in the $[0.12,1]$ eV and in the $[0,1]$ eV energy window, respectively.

cept itself of a spin polaron breaks down. In order to quantify this issue, in the absence of a corresponding isosbestic point in our data, we define W_{MIR} as the optical spectral weight between $\omega_{\text{low}} = 0.12$ eV and a fixed high-energy cut-off at $\omega_{\text{high}} = 1$ eV. We have checked that different choices of ω_{high} do not affect qualitatively our results for $\delta = 0.05, 0.075, 0.1$. The dependence on ω_{low} and ω_{high} for $\delta = 0.125$ is explicitly discussed later. The temperature evolution of W_{MIR} is shown in Fig. 3, where we plot $\Delta W_{\text{MIR}} = W_{\text{MIR}}(T = 540 \text{ K}) - W_{\text{MIR}}(T)$ to have a direct comparison with Ref. [12]. The resemblance with the experimental data is striking. For all dopings we find that the reduction of ΔW_{MIR} as function of T , which reflects the filling of the pseudogap, is accompanied by a change of behavior at T^* . We associate such different behaviors to two different regimes. In the high temperature regime $T > T^*$ polaronic effects are not operative: increasing the temperature leads to the usual smearing of the overall shape of the optical spectra, and thus to a depletion of the spectral weight in the MIR energy window (i.e. an increase of ΔW_{MIR}). In the polaronic regime at $T < T^*$ this effect is counteracted by the stronger temperature dependence of the polaronic effects. The latter leads to a filling of the pseudogap, and therefore to an increase of W_{MIR} (a decrease of ΔW_{MIR}) upon increasing the temperature. The competition between these two effects gives rise to a kink in the temperature evolution of ΔW_{MIR} . Such kink is not clearly visible at the highest doping $\delta = 0.125$ in Fig. 3. This is due to the fact that, in contrast to Ref. [12], in our data at $\delta = 0.125$ the weak polaronic MIR peak is at $\omega \approx 0.08$ eV, out of the range $[0.12:1]$ eV of the spectral weight integration. The agreement with Ref. [12] is recovered by extending the

integration of ΔW_{MIR} down to $\omega_{\text{low}} = 0$ (black squares in the last panel of Fig. 3).

In conclusion, in this paper we have analyzed the optical data of the electron-doped cuprate $\text{Nd}_{2-x}\text{Ce}_x\text{CuO}_4$ as function of doping and temperature by means of the DMFT results for one electron in the Holstein- t - J model. We have shown that the origin of the MIR band, the optical pseudogap as well as its doping and temperature dependence can be naturally explained in terms of a polaronic scenario resulting from the joint cooperation of the el-ph and exchange interactions. From our analysis we estimate an el-ph coupling of the order of $\lambda \simeq 0.7$. Our results illustrate the relevance of the positive interplay between lattice and spin degrees of freedom in electron-doped cuprates, where the AF ordering extends over a large doping window, making these compounds ideal systems where to investigate such effects.

We thank Y. Onose, Y. Tokura, A.S. Mishchenko, V. Cataudella and G. De Filippis for useful discussions. We also thank Y. Onose and Y. Tokura for having made available their experimental data. E.C. and S.C. acknowledge also financial support from the Research Program MIUR-PRIN 2005.

* On leave of absence at the ICMM-CSIC, Madrid, Spain.

- [1] A. Lanzara *et al.*, Nature —bf 412, 510 (2001).
- [2] G.-H. Gweon *et al.*, Nature **430**, 187 (2004).
- [3] R. Khasanov *et al.*, J. Phys.: Condens. Matter **16**, S4439 (2004).
- [4] R. Khasanov *et al.*, Phys. Rev. Lett. **92**, 057602 (2004).
- [5] J. Lee *et al.*, Nature **442**, 546 (2006).
- [6] K.M. Shen *et al.*, Phys. Rev. Lett. **93**, 267002 (2004).
- [7] K.M. Shen *et al.*, Phys. Rev. B **75**, 075115 (2007).
- [8] A.S. Mishchenko and N. Nagaosa, Phys. Rev. Lett. **93**, 036402 (2004).
- [9] A.S. Mishchenko and N. Nagaosa, Phys. Rev. B **73**, 092502 (2006).
- [10] V. Cataudella, G. De Filippis, A.S. Mishchenko, and N. Nagaosa, Phys. Rev. Lett. **99**, 226402 (2007).
- [11] E. Cappelluti, S. Ciuchi and S. Fratini, Phys. Rev. B **76**, 125111 (2007).
- [12] Y. Onose, Y. Taguchi, K. Ishizaka, and Y. Tokura, Phys. Rev. B **69**, 024504 (2004).
- [13] E. Cappelluti and S. Ciuchi, Phys. Rev. B **66**, 165102 (2002).
- [14] Things can be different when a second nearest hopping term t' is considered. See: G. De Filippis, V. Cataudella, A.S. Mishchenko, and N. Nagaosa, Phys. Rev. Lett. **99**, 146405 (2007).
- [15] J. Zhong and H.B. Schuttler, Phys. Rev. Lett. **69**, 1600 (1992).
- [16] A. Ramšak, P. Horsch, and P. Fulde, Phys. Rev. B **46**, 14305 (1992).
- [17] H. Fehske, H. Röder, G. Wellein, and A. Mitrionis, Phys. Rev. B **51**, 16582 (1995).
- [18] P. Prelovšek, R. Zeyher, and P. Horsch, Phys. Rev. Lett. **96**, 086402 (2006).

- [19] R.J. Birgenau and G. Shirane, in *Physical Properties of High Temperature Superconductors I*, ed. by D.M. Ginsberg (World Scientific, Singapore, 1989).
- [20] N.P. Armitage *et al.*, Phys. Rev. Lett. **88**, 257001 (2002); Phys. Rev. B **68**, 064517 (2003).
- [21] R.S. Markiewicz *et al.*, Phys. Rev. B **72**, 054519 (2005).
- [22] M. Ikeda *et al.*, J. Supercond. Nov. Mag. **20**, 563 (2007).
- [23] We define in an unambiguous way a lattice polaron instability, for generic λ and J , by the condition $P(n=0) \leq P(n \neq 0)$, where $P(n)$ is the phonon distribution function (see Ref. [13]).