

Gauge-invariant electromagnetic response of a chiral $p_x + ip_y$ superconductor

Roman M. Lutchyn,^{1,2} Pavel Nagornykh,¹ and Victor M. Yakovenko^{1,3}

¹*Joint Quantum Institute, Department of Physics,
University of Maryland, College Park, Maryland 20742-4111, USA*

²*Condensed Matter Theory Center, Department of Physics,
University of Maryland, College Park, Maryland 20742-4111, USA*

³*Center for Nanophysics and Advanced Materials, Department of Physics,
University of Maryland, College Park, Maryland 20742-4111, USA*

(Dated: version ZK, edited by PN 05/05/08, compiled October 8, 2018)

We present a gauge-invariant theory of the electromagnetic response of a chiral $p_x + ip_y$ superconductor in the clean limit. Due to the spontaneously broken time-reversal symmetry, the effective action of the system contains an anomalous term not present in conventional superconductors. As a result, the electromagnetic charge and current responses contain anomalous terms, which explicitly depend on the chirality of the superconducting order parameter. These terms lead to a number of unusual effects, such as coupling of the transverse currents to the collective plasma oscillations and a possibility of inducing the charge density by the magnetic field perpendicular to the conducting planes. We calculate the antisymmetric part of the conductivity tensor (the intrinsic Hall conductivity) and show that it depends on the wave vector of the electromagnetic field. We also show that the Mermin-Muzikar magnetization current and the Hall conductivity are strongly suppressed at high frequencies. Finally, we discuss the implications of the theory to the experiments in Sr_2RuO_4 .

PACS numbers: 74.70.Pq, 78.20.Ls, 74.25.Nf, 73.43.Cd

I. INTRODUCTION

Unconventional superconductors with spontaneously broken time-reversal-symmetry (TRS) recently attracted significant interest [1, 2]. The idea of a superconducting pairing violating additional symmetries of the normal phase (on top of the gauge symmetry) is intriguing, and there has been a lot of effort to find materials exhibiting such pairings. Considerable evidence indicates that Sr_2RuO_4 is an unconventional superconductor with broken TRS [3, 4, 5, 6]. The most convincing indication is the recent observation of the polar Kerr effect (PKE) in the superconducting state of Sr_2RuO_4 by Xia *et al.* [3]. In this experiment, a linearly polarized light, incident along the z direction perpendicular to the conducting planes of Sr_2RuO_4 , experiences normal reflection [7]. It was found in Ref. [3] that the polarization plane of the reflected light is rotated relative to the polarization plane of the incident light by the Kerr angle $\theta_K \sim 65$ nrad. The effect appears below the superconducting transition temperature $T_c = 1.5$ K. The Kerr rotation, which may be clockwise or counterclockwise, develops in the absence of an external magnetic field and is a clear signature of the spontaneous TRS breaking in the superconducting state. The experiment [3] used the Sagnac interferometer, where two counterpropagating laser beams retrace their paths, so that all effects, other than the TRS breaking in the sample, cancel out exactly. Although previous muon-spin-relaxation measurements [5, 6] gave an indirect evidence that the TRS is broken in Sr_2RuO_4 , the PKE experiment [3] provides much stronger evidence for this remarkable effect. Additional indication for the TRS breaking in Sr_2RuO_4 comes from the Josephson junction experiment in the presence of a magnetic field [4], which

was interpreted as the evidence for existence of domains with opposite chiralities. On the other hand, the scanning SQUID and Hall probe experiments [8, 9], designed to search for domains with opposite chiralities at the surface of Sr_2RuO_4 , did not find any evidence for the TRS breaking. These results show that macroscopic manifestations of the microscopic TRS breaking are not fully understood and require further theoretical investigation. In this paper, we study the electromagnetic properties of a chiral superconductor with the $p_x + ip_y$ pairing in the clean limit.

Sr_2RuO_4 is a layered perovskite material consisting of weakly coupled two-dimensional (2D) metallic sheets parallel to the (x, y) plane [10, 11]. It was proposed theoretically that the superconducting pairing in this material is spin-triplet [12] and has the chiral $p_x + ip_y$ or $p_x - ip_y$ symmetry [13]. In this state, Cooper pairs have the orbital angular momentum $L_z = +\hbar$ or $L_z = -\hbar$ normal to the layers. Such an order parameter breaks the TRS and is analogous to the 2D superfluid $^3\text{He-A}$ [14]. It should be emphasized that the questions of the spin symmetry (singlet vs triplet) and the orbital symmetry (chiral vs nonchiral) are separate issues. It is possible to construct chiral order parameters for both triplet and singlet pairing [15]. There is substantial experimental evidence in favor of the spin-triplet and odd orbital symmetry of pairing in Sr_2RuO_4 [10], which includes measurements of the spin susceptibility [16, 17, 18] and the Josephson effect [19]. However, there are also alternative interpretations [15] in terms of singlet pairing. We study the electromagnetic response of quasi-2D (Q2D) chiral superconductors, and our results are applicable (with minor modifications) for either spin symmetry. We do not pay special attention to the existence of nodal lines in the order parameter

of Sr₂RuO₄ (see, e.g., Ref. [20] for an interpretation of tunneling measurements). The nodal lines do not affect the chiral response qualitatively, so we concentrate on the simplest case of the $p_x + ip_y$ pairing.

Although the $p_x + ip_y$ superconducting pairing breaks the TRS and, in principle, permits a non-zero Kerr angle θ_K , an explicit theoretical calculation of θ_K is challenging. A textbook formula [21] expresses θ_K in terms of the ac Hall conductivity $\sigma_{xy}(\omega)$ at the optical frequency ω . A calculation of the intrinsic $\sigma_{xy}(\omega)$ for a chiral superconductor in the absence of an external magnetic field turns out to be quite nontrivial. It is customary for theoretical calculations to use the gauge where the scalar potential A_0 is set to zero and only the vector potential \mathbf{A} is considered. In this gauge, the calculations [22, 23] show that there are no chiral terms in the single-particle response of a $p_x + ip_y$ superconductor. Using this gauge and taking into account particle-hole asymmetry, Ref. [24] found a small chiral response from the collective flapping modes.

However, when calculations are performed in a general gauge, they do produce a non-trivial Chern-Simons-type (CS) term in the effective action of a Q2D $p_x + ip_y$ superconductor, which breaks the TRS:

$$S_{\text{CS}} = \Theta \int dt d^3r (A_0 + \partial_t \Phi / 2e) (\partial_y A_x - \partial_x A_y) / c. \quad (1)$$

Here, Φ is the phase of the superconducting order parameter; e and c are the electron charge and the speed of light, respectively. Equation (1) was first derived in Ref. [14] at $T = 0$, and the coefficient Θ was found to be $\Theta = \pm e^2 / 2hd$, where h and d are the Planck constant and the distance between the layers. The signs \pm correspond to the $p_x \pm ip_y$ pairing. The term (1) was then studied in Refs. [25, 26, 27, 28, 29, 30], either at $T = 0$ or at T close to T_c using the Ginzburg-Landau expansion. In a recent paper [31], S_{CS} was obtained for a finite frequency ω and arbitrary temperature T , in which case Eq. (1) should be written in the Fourier representation with the coefficient $\Theta(\omega)$ under the integral. Ref. [31] found that $\Theta(\omega)$ decreases as $(\Delta_0 / \hbar\omega)^2$ at high frequencies $\hbar\omega \gg \Delta_0$, where Δ_0 is the superconducting gap [see Eqs. (71)–(74)].

Equation (1) is the only term in the effective action of a $p_x + ip_y$ superconductor that breaks the TRS. Under the time-reversal operation, the variables in Eq. (1) transform as $\mathbf{A} \rightarrow -\mathbf{A}$, $A_0 \rightarrow A_0$, $\partial_t \rightarrow -\partial_t$, and $\Phi \rightarrow -\Phi$, so S_{CS} changes sign. The coefficient Θ in Eq. (1) explicitly depends on the chirality of the order parameter $p_x \pm ip_y$ and changes sign when the time-reversal operation is applied to the superconducting pairing itself. The action S_{CS} is similar to the standard Chern-Simons term, which has the structure $\eta_{\mu\nu\lambda} A_\mu \partial_\nu A_\lambda$, with $\eta_{\mu\nu\lambda}$ being the (2+1)D antisymmetric tensor and the indices μ , ν , and λ taking the values t , x , and y . Compared with the full, gauge-invariant Chern-Simons action, Eq. (1) misses the term $A_x \partial_t A_y - A_y \partial_t A_x$. In Eq. (1), the gauge invariance is ensured by the presence of the superconducting phase Φ , which changes upon a gauge transformation to compensate for the change of A_0 [14].

Taking a variation of the effective action with respect to \mathbf{A} , one obtains the electric current $\mathbf{j} = -c\delta S / \delta \mathbf{A}$. For a full Chern-Simons term, this would give the usual Hall effect $j_x = \sigma_{xy} E_y$. However, a variation of Eq. (1) gives the following (anomalous) current

$$\mathbf{j}^{(a)} = -\Theta \hat{\mathbf{z}} \times \nabla (A_0 + \partial_t \Phi / 2e), \quad (2)$$

where $\hat{\mathbf{z}}$ is a unit vector perpendicular to the conducting planes. It was shown in Ref. [29] that the current (2) can be expressed as a Mermin-Muzikar current [32]

$$\mathbf{j}^{(a)} = \frac{\hbar}{4m_e} \hat{\mathbf{z}} \times \nabla \rho, \quad (3)$$

where ρ is the electron charge density, and m_e is the electron mass. Equation (3) can be understood as the magnetization current $\mathbf{j} = \nabla \times \mathbf{M}$ originating from the magnetization $\mathbf{M} = -(\hbar\rho/4m_e)\hat{\mathbf{z}}$ associated with the angular momentum $\mathbf{L} = \hbar\hat{\mathbf{z}}$ of each Copper pair [29, 32]. While Eq. (3) is valid at low frequencies, our calculations show that at high frequencies it is suppressed by a factor $(\Delta_0 / \hbar\omega)^2$, see also Ref. [33]. Moreover, we show that, in addition to the magnetization current (3), there is also an anomalous electric polarization current, that gives a comparable contribution even at low frequencies.

Equation (2) is similar to the standard expression for the Hall conductivity, but its right-hand side does not contain the complete electric field $\mathbf{E} = -\nabla A_0 - \partial_t \mathbf{A} / c$ and includes the superconducting phase Φ . Equation (2) can be expressed in terms of \mathbf{E} as

$$\mathbf{j}^{(a)} = \Theta \hat{\mathbf{z}} \times \left(\mathbf{E} - \frac{\partial [\nabla \Phi - (2e/c)\mathbf{A}]}{2e \partial t} \right). \quad (4)$$

The second term in the brackets of Eq. (4) is proportional to the acceleration of the London supercurrent $\mathbf{j}_s = (\rho_s / 2m_e) [\nabla \Phi - (2e/c)\mathbf{A}]$, where ρ_s is the superfluid charge density. It was argued in Ref. [31] that this term in Eq. (4) becomes ineffective at high frequencies and may be neglected. Then, Eq. (4) reduces to the conventional Hall relation, and the coefficient Θ can be identified with the Hall conductivity $\sigma_{xy} = \Theta$ and used for a calculation of the Kerr angle θ_K [31, 33].

However, within the two-fluid model of superconductivity, one can argue that Newton's equation of motion for the supercurrent is $(m/e)\partial_t \mathbf{j}_s = \rho_s \mathbf{E}$, i.e., the supercurrent is accelerated by the electric force. Then, the right-hand side of Eq. (4) vanishes, and the chiral Hall current $\mathbf{j}^{(a)}$ is zero [34]. The reason for this cancellation is that the superconducting phase Φ has its own dynamics and compensates the electromagnetic field in Eq. (2) [35, 36, 37]. In general, Eq. (2) should be supplemented with an equation of motion for Φ , and then Φ should be eliminated, so that the current response is expressed in terms of the electromagnetic field only. In other words, one should derive the effective action $S(A_\mu, \Phi)$ for a $p_x + ip_y$ superconductor as a function of the electromagnetic field A_μ and the superconducting phase Φ , and then integrate out Φ and obtain a new

action $S(A_\mu)$ in terms of the electromagnetic field only. This procedure is well established for nonchiral superconductors [38, 39, 40, 41], and it was implemented for chiral superfluids in Refs. [25, 26, 28]. However, the calculations in Refs. [25, 26, 28] were performed only in the limit of low frequencies. As a result, some terms in the effective action were neglected, and the frequency dependence of the coefficients in the action was not considered. In our paper, we perform a detailed derivation of the effective action by taking into account dynamics of Φ and the internal Coulomb potential. Our results are applicable for all frequencies and exhibit non-trivial frequency dependence.

Our calculations show that the effective Hall conductivity depends not only on frequency, but also on the wave vector and is proportional to the square of the wave vector $q_{\parallel}^2 = q_x^2 + q_y^2$ parallel to the layers: $\sigma_{xy} \propto q_{\parallel}^2$. This conclusion agrees with Refs. [25, 26, 28]. By taking the limit of $\mathbf{q} \rightarrow 0$ at $\omega \neq 0$ [42], we find that the Hall conductivity for a spatially homogeneous system vanishes, i.e., the cancellation in Eq. (4) indeed takes place. This result is consistent with the general conclusion of Ref. [43], which argued that an electric field cannot produce a sideways motion of the electron gas without an external magnetic field, no matter what the internal interaction between electrons producing the p -wave pairing is. This argument is based on the Galilean invariance and is applicable to an infinite, spatially homogeneous, clean system without boundaries and impurities.

This conclusion does not contradict the results of the PKE experiment, because the setup used in Ref. [3] generates spatial inhomogeneities within the (x, y) plane of Sr_2RuO_4 . Indeed, as sketched in Fig. 1, Xia *et al.* [3] used a tightly focused Gaussian laser beam of the transverse size $l \sim 25 \mu\text{m}$, not an infinite uniform electromagnetic plane wave. (The beam size l is smaller than the sample size and the size of a domain with a given chirality.) In the Fourier representation, this means that the electromagnetic wave has non-zero in-plane Fourier components q_{\parallel} of the order of $1/l$. Because θ_K is proportional to $\sigma_{xy} \propto q_{\parallel}^2$, we conclude that the Kerr angle should be inversely proportional to l^2 ,

$$\theta_K \propto 1/l^2. \quad (5)$$

The theoretical prediction (5) can be checked experimentally. It is commonly assumed in literature that θ_K depends only on ω and on the properties of a material [21]. However, Eq. (5) shows the Kerr angle for a chiral superconductor also depends on the geometrical size of the laser spot.

Equation (3) shows that the chiral current of a $p_x + ip_y$ superconductor directly couples to charge response and plasma collective modes. The Chern-Simons-type term (1) couples the longitudinal and transverse electromagnetic fields and leads to a number of interesting effects, that are not present in nonchiral superconductors. By taking a variation of Eq. (1) with respect to

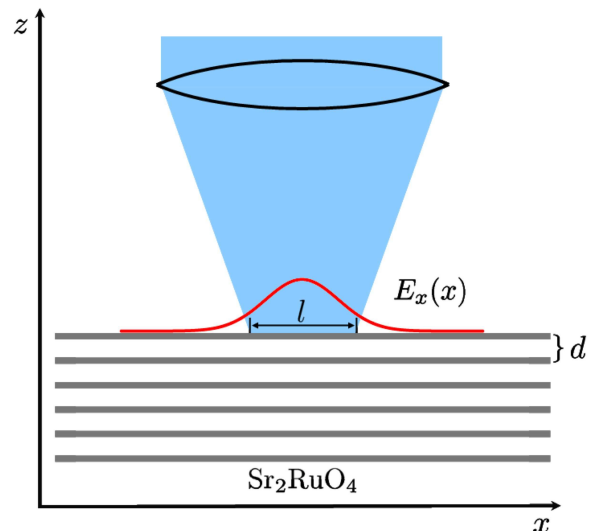


FIG. 1: (color online). Schematic picture of the experimental setup in Ref. [3]. The incoming laser beam is incident normally to the conducting planes of the layered superconductor Sr_2RuO_4 . The beam is focused by the lens to a spot of the diameter l at the surface of the sample. The solid (red) line shows the Gaussian profile of the polarized electric field E_x in the beam (Ref. [7]). The interlayer distance in Sr_2RuO_4 is d .

A_0 , we find an anomalous charge response to the transverse electromagnetic field: $\delta\rho^{(a)} \propto B_z$, i.e., the charge is induced by the magnetic field B_z along the z direction [27, 29]. In Sec. VII B, we propose an experimental setup to directly verify this relationship. We also calculate how the relationship between $\delta\rho^{(a)}$ and B_z is modified at high frequencies. By the continuity relation, the induced charge $\delta\rho^{(a)}$ produces an electric polarization current, which gives an additional contribution to the Hall effect of the same order as the magnetization current.

The paper is organized as follows. In Sec. II, we rigorously derive a general expression for the effective action of a Q2D $p_x + ip_y$ superconductor and obtain the gauge-invariant electromagnetic response. In Secs. III–V, we discuss the collective modes and the conventional and anomalous (chiral) electromagnetic responses. In Sec. VI, we obtain the symmetric and antisymmetric parts of the conductivity tensor of a chiral superconductor. In Sec. VII, we discuss the relationship of our results with the experimental studies of the chiral response of Sr_2RuO_4 . Finally, we summarize the results in Sec. VIII. Some technical details are relegated to the Appendixes. In particular, a simplified alternative derivation of the effective action is given in Appendix C.

II. EFFECTIVE ACTION FOR A CHIRAL QUASI-TWO-DIMENSIONAL $p_x + ip_y$ SUPERCONDUCTOR

A. Triplet $p_x + ip_y$ pairing

First, we briefly summarize basic information about the triplet p -wave pairing [44]. The Cooper pairing between electrons is described by the pairing potential $\Delta_{\alpha\beta}(\mathbf{r}, \mathbf{r}') \propto \langle \psi_\alpha(\mathbf{r})\psi_\beta(\mathbf{r}') \rangle$. Here, $\psi_\alpha(\mathbf{r})$ is the electron annihilation operator at the point \mathbf{r} with the spin projection $\alpha = \uparrow, \downarrow$. For a uniform, translationally-invariant system, the pairing potential depends only on the relative distance $\mathbf{r} - \mathbf{r}'$, so one can perform the Fourier transform and use the momentum representation $\Delta_{\alpha\beta}(\mathbf{p}) \propto \langle \psi_\alpha(\mathbf{p})\psi_\beta(-\mathbf{p}) \rangle$. The pairing tensor $\Delta_{\alpha\beta}(\mathbf{p}) = \Delta(\mathbf{p}) \mathbf{d}(\mathbf{p}) \cdot \boldsymbol{\sigma}_\alpha^\gamma \eta_{\gamma\beta}$ can be written in terms of the antisymmetric metric tensor $\eta_{\gamma\beta}$ and the Pauli matrices $\boldsymbol{\sigma}_\alpha^\gamma$, where the unit vector $\mathbf{d}(\mathbf{p})$ characterizes the spin polarization of the triplet state. The prefactor $\Delta(\mathbf{p})$ is a momentum-dependent pairing amplitude.

For Sr_2RuO_4 , we consider the case where the vector $\mathbf{d}(\mathbf{p}) = \hat{\mathbf{z}}$ has the uniform, momentum-independent orientation, which represents pairing between electrons with the opposite spins $\langle \psi_\uparrow(\mathbf{p})\psi_\downarrow(-\mathbf{p}) \rangle$. (It can be transformed into pairing with parallel spins by changing the spin quantization axis.) For the orbital symmetry, we consider the chiral pairing potential $\Delta(\mathbf{p}) = \Delta_0(p_x \pm ip_y)/p_F$, where p_F is the Fermi momentum, and Δ_0 is the superconducting gap. This order parameter corresponds to a vortex in the momentum space, because the phase of $\Delta(\mathbf{p})$ changes by $\pm 2\pi$ when \mathbf{p} goes around the Fermi surface. It is instructive to write the pairing potential in the form

$$\Delta(\mathbf{p}) = \Delta_x p_x + i\Delta_y p_y, \quad (6)$$

and set $\Delta_x = \pm\Delta_y = \Delta_0/p_F$ only at the end of the calculations. The sign of the product

$$s_{xy} \equiv \text{sign}(\Delta_x \Delta_y) \quad (7)$$

reflects the sign of the order-parameter chirality.

B. Theoretical model

Our goal is to derive an effective action for a chiral superconductor in a weak electromagnetic field. This approach is equivalent to a linear response calculation [45, 46, 47, 48, 49]. We use the Greek indices, e.g., μ and ν , to denote the space-time components of tensors in the Minkowski notation and the Roman indices, e.g., k and l , for the space components. To simplify intermediate steps of calculations, we set the Planck constant \hbar , the Boltzmann constant k_B , and the speed of light c to unity: $\hbar = k_B = c = 1$. The constants \hbar and k_B can be easily restored in the final equations by dimensionality. The speed of light can be restored by noting that it appears

only in the combination \mathbf{A}/c with the vector potential \mathbf{A} . To simplify presentation, we first study a purely 2D case, which corresponds to just one metallic layer in the (x, y) plane, and then generalize the calculation to the case of many coupled parallel metallic layers, as appropriate for Sr_2RuO_4 .

The Hamiltonian of interacting electrons, subject to an external electromagnetic field A^μ , is given by

$$\begin{aligned} \hat{H} = & \int d^2r \psi_\sigma^\dagger(\mathbf{r}) \left(\frac{[\hat{\mathbf{p}} - e\mathbf{A}(\mathbf{r})]^2}{2m_e} - \mu \right) \psi_\sigma(\mathbf{r}) \\ & + \int d^2r eA_0(\mathbf{r}) \delta n(\mathbf{r}) \\ & - \int d^2r d^2r' g(\mathbf{r} - \mathbf{r}') \psi_\uparrow^\dagger(\mathbf{r}) \psi_\downarrow^\dagger(\mathbf{r}') \psi_\downarrow(\mathbf{r}') \psi_\uparrow(\mathbf{r}) \\ & + \frac{e^2}{2} \int d^2r d^2r' \delta n(\mathbf{r}) V(\mathbf{r} - \mathbf{r}') \delta n(\mathbf{r}'). \end{aligned} \quad (8)$$

Here, m_e and μ are the electron mass and the chemical potential, $g(\mathbf{r} - \mathbf{r}')$ is an anisotropic interaction potential leading to a p -wave pairing, and $V(\mathbf{r} - \mathbf{r}') = 1/|\mathbf{r} - \mathbf{r}'|$ is the Coulomb interaction potential. The density fluctuation operator $\delta n(\mathbf{r})$ reads

$$\delta n(\mathbf{r}) = \psi_\sigma^\dagger(\mathbf{r}) \psi_\sigma(\mathbf{r}) - n_0, \quad (9)$$

with n_0 being the 2D background charge density. The summation over repeated indices is assumed everywhere.

The starting point for our calculation is the partition function Z , which can be expressed as a path integral over the anticommuting fermionic fields ψ and ψ^\dagger . We use the Hubbard-Stratonovich transformation to decouple the fermion interaction terms in Eq. (8) by introducing additional integrals over auxiliary bosonic fields Δ and φ [38, 39, 40, 50, 51]. The complex field $\Delta(\mathbf{r}, \mathbf{r}', \tau)$ is the superconducting pairing potential, and $\varphi(\mathbf{r}, \tau)$ is the internal electric potential produced by electrons. As a result, the partition function, written in the imaginary time τ , reads [52]

$$Z = \int \mathcal{D}\Delta^* \mathcal{D}\Delta \mathcal{D}\varphi e^{-S_{\text{bos}}} \int \mathcal{D}\psi^\dagger \mathcal{D}\psi e^{-S_{\text{el}}}, \quad (10)$$

where the bosonic action is

$$\begin{aligned} S_{\text{bos}} = & ie \int d\tau d^2r [\varphi(\mathbf{r}, \tau) + A_0(\mathbf{r}, \tau)] n_0 \\ & + \int d\tau d^2r d^2r' \left[\frac{|\Delta(\mathbf{r}, \mathbf{r}', \tau)|^2}{g(\mathbf{r} - \mathbf{r}')} + \frac{\varphi(\mathbf{r}, \tau)\varphi(\mathbf{r}', \tau)}{2V(\mathbf{r} - \mathbf{r}')} \right], \end{aligned} \quad (11)$$

and the electronic action is

$$\begin{aligned} S_{\text{el}} = & \int d\tau d^2r \psi_\sigma^\dagger(\mathbf{r}, \tau) \left(\frac{[\hat{\mathbf{p}} - e\mathbf{A}(\mathbf{r}, \tau)]^2}{2m_e} - \mu \right) \psi_\sigma(\mathbf{r}, \tau) \\ & + \int d\tau d^2r \psi_\sigma^\dagger(\mathbf{r}, \tau) \{ \partial_\tau - ie[\varphi(\mathbf{r}, \tau) + A_0(\mathbf{r}, \tau)] \} \psi_\sigma(\mathbf{r}, \tau) \\ & - \int d\tau d^2r d^2r' \left[\Delta(\mathbf{r}, \mathbf{r}', \tau) \psi_\uparrow^\dagger(\mathbf{r}, \tau) \psi_\downarrow^\dagger(\mathbf{r}', \tau) + \text{H.c.} \right]. \end{aligned} \quad (12)$$

The superconducting pairing potential in Eq. (12) can be written as a function of the relative coordinate $\mathbf{r} - \mathbf{r}'$ and the center-of-mass coordinate $\mathbf{R} = (\mathbf{r} + \mathbf{r}')/2$. For a uniform system, in the absence of electromagnetic field, the equilibrium saddle-point configuration of Δ_0 in the total action (10) does not depend on \mathbf{R} and τ , and is given by Eq. (6) in the Fourier representation with respect to $\mathbf{r} - \mathbf{r}'$. In the presence of an applied electromagnetic field, the saddle-point value of the complex superconducting pairing potential is shifted and can be written in the adiabatic Born-Oppenheimer approximation [40, 53] as

$$\Delta(\mathbf{p}, \mathbf{R}, \tau) = \frac{p_x + ip_y}{p_F} [\Delta_0 + \delta\Delta(\mathbf{R}, \tau)] e^{i\Phi(\mathbf{R}, \tau)}. \quad (13)$$

We assume here that the applied electromagnetic field is weak, and varies slowly in space and time, i.e., $\xi/\lambda \ll 1$ and $\omega \ll \omega_{\text{cutoff}} < \varepsilon_F$. Here, λ and ω are the wavelength and frequency of the electromagnetic field, $\xi = v_F/\Delta_0$ is the superconducting coherence length, ω_{cutoff} is the cutoff frequency of the interaction responsible for superconducting pairing, and ε_F is the Fermi energy. The field shifts the amplitude of the pairing potential by $\delta\Delta$ and gives a space-time dependence to the phase Φ of the order parameter. As in the s -wave superconductors, the amplitude variations $\delta\Delta$ are massive [47], and their contribution to the linear electromagnetic response is small in the parameter $(\Delta_0/\varepsilon_F)^2 \ll 1$ [46]. Therefore, we neglect the amplitude fluctuations in the rest of the paper and only consider the dynamics of the phase Φ . The p -wave order parameter also has other modes, such as the clapping modes, due to its internal orbital structure [24]. However, these modes are also massive, and we do not consider them.

The phase Φ of the order parameter is essential for ensuring the gauge invariance of the theory. By performing a unitary transformation of the fermion operators $\psi_\sigma(\mathbf{r}, \tau) \rightarrow e^{i\Phi(\mathbf{r}, \tau)/2} \psi_\sigma(\mathbf{r}, \tau)$, one can compensate the phase of the order parameter [40]. As a result, the electromagnetic field in Eq. (12) is replaced by the gauge-invariant combinations of electromagnetic potentials and the superconducting phase:

$$\tilde{A}_0 = A_0 - \partial_\tau \Phi/2e, \quad \tilde{\mathbf{A}} = \mathbf{A} - \nabla\Phi/2e. \quad (14)$$

In this way, one ensures that the gauge invariance is fulfilled at every step of the calculation.

After the phase transformation, the superconducting pairing potential in Eq. (12) has the equilibrium value given by Eq. (6). The electron Lagrangian (12) can be written in the momentum-frequency representation as a 2×2 Nambu matrix acting on the spinor $\psi(p) = [\psi_\uparrow(\mathbf{p}, \omega_m), \psi_\downarrow^\dagger(-\mathbf{p}, \omega_m)]$, where ω_m is the fermionic Matsubara frequency, and $p = (i\omega_m, p_x, p_y)$,

$$S_{\text{el}} = \sum_p \psi^\dagger(p) G^{-1}(p) \psi(p) + \sum_{p,q} \psi^\dagger(p+q) \Gamma_1(p,q) \psi(p) + \sum_{p,q} \psi^\dagger(p) \Gamma_2(p,q) \psi(p). \quad (15)$$

Here, \sum_p represents the integration over momenta as well as the summation over the Matsubara frequencies [54]. The terms G^{-1} , Γ_1 , and Γ_2 in the electron action (15) contain the zeroth, first, and second powers of the electromagnetic fields \tilde{A}^μ and φ ,

$$G^{-1}(p) = i\omega_m - \xi_{\mathbf{p}} \hat{\tau}_3 - p_x \Delta_x \hat{\tau}_1 + p_y \Delta_y \hat{\tau}_2, \quad (16)$$

$$\Gamma_1(p, q) = -ie[\tilde{A}_0(q) + \varphi(q)] \hat{\tau}_3 - e\mathbf{v}(\mathbf{p} + \mathbf{q}/2) \cdot \tilde{\mathbf{A}}(q) \quad (17)$$

$$\Gamma_2(p, q) = \frac{e^2}{2} \frac{\partial^2 \xi_{\mathbf{p}}}{\partial p_k \partial p_l} \tilde{A}_k(q) \tilde{A}_l(-q) \hat{\tau}_3. \quad (18)$$

Here, the wave vector \mathbf{q} of the electromagnetic field and its bosonic Matsubara frequency Ω_n are combined into $q = (i\Omega_n, \mathbf{q})$. The electron dispersion and velocity are $\xi_{\mathbf{p}} = \mathbf{p}^2/2m_e - \mu$ and $\mathbf{v}(\mathbf{p}) = \mathbf{p}/m_e$. Equations (16)–(18) are written in terms of the Pauli matrices $\hat{\tau}$ acting on the electron spinor ψ .

C. Integrating out fermions

Substituting the action (15) into Eq. (10) and taking the functional integral over ψ , we obtain the electron contribution $S_{\text{eff}}^{\text{el}}$ to the effective action up to the second order in the electromagnetic fields \tilde{A}^μ and φ ,

$$S_{\text{eff}}^{\text{el}}(\tilde{A}^\mu, \varphi) = -\text{Tr} \ln(G^{-1} + \Gamma_1 + \Gamma_2) = -\text{Tr} \ln G^{-1} - \text{Tr} G\Gamma_1 - \text{Tr} G\Gamma_2 + \frac{1}{2} \text{Tr} G\Gamma_1 G\Gamma_1. \quad (19)$$

Here, Tr denotes both the matrix trace and the sum over the internal frequencies and momenta.

The term $\text{Tr} \ln G^{-1}$ in Eq. (19) and the term proportional to $|\Delta|^2$ in Eq. (11) define the saddle point configuration (6) of the unperturbed system. The functional integral over the amplitude of Δ is taken by expansion in the vicinity of this saddle-point configuration. Combining the remaining terms in Eqs. (11) and (19), we obtain the effective phase-only action of the system

$$Z = \int \mathcal{D}\Phi \mathcal{D}\varphi \exp[-S_{\text{eff}}(\tilde{A}^\mu, \varphi)], \quad (20)$$

$$S_{\text{eff}}(\tilde{A}^\mu, \varphi) = \frac{1}{2} \sum_q \left[\frac{\varphi(q)\varphi(-q)}{V(\mathbf{q})} + \frac{e^2 n_0}{m} \tilde{\mathbf{A}}(q) \cdot \tilde{\mathbf{A}}(-q) \right] + \frac{1}{2} \text{Tr}[G\Gamma_1 G\Gamma_1]. \quad (21)$$

Here, $V(\mathbf{q})$ is the Fourier transform of the Coulomb potential, which in 2D is equal to $V(\mathbf{q}) = 2\pi/|\mathbf{q}|$.

Now we need to evaluate the trace in Eq. (21). This amounts to calculation of one-loop Feynman diagrams using the fermionic Green's function G from Eq. (16),

$$G = -\frac{i\omega_m + \xi_{\mathbf{p}} \hat{\tau}_3 + p_x \Delta_x \hat{\tau}_1 - p_y \Delta_y \hat{\tau}_2}{\omega_m^2 + \xi_{\mathbf{p}}^2 + p_x^2 \Delta_x^2 + p_y^2 \Delta_y^2}, \quad (22)$$

and the vertex Γ_1 (17), which represents interaction with the electromagnetic field. The final expression for the

effective action (21) can be written as

$$S_{\text{eff}}(\tilde{A}^\mu, \varphi) = \frac{1}{2} \sum_q \frac{\varphi(q)\varphi(-q)}{V(q)} \quad (23)$$

$$+ Q_{00} i[\tilde{A}_0(q) + \varphi(q)] i[\tilde{A}_0(-q) + \varphi(-q)] + Q_{kl} \tilde{A}_k(q) \tilde{A}_l(-q)$$

$$+ iQ_{0k} [\tilde{A}_0(q) + \varphi(q)] \tilde{A}_k(-q) + iQ_{k0} \tilde{A}_k(q) [\tilde{A}_0(-q) + \varphi(-q)].$$

Here, Q_{00} , Q_{kl} , and $Q_{0k}(q) = Q_{k0}(-q)$ are the corresponding correlation (polarization) functions.

The density-density polarization function $Q_{00} = e^2 \text{Tr}[\tau_3 G \tau_3 G]$ is

$$Q_{00} = \int \frac{d^2 p}{(2\pi)^2} \frac{2e^2}{\beta} \sum_{i\omega_m} \frac{i\omega_m(i\omega_m + i\Omega_n) + \xi_- \xi_+ - \Delta_+ \Delta_-}{[(\omega_m + \Omega_n)^2 + E_+^2][\omega_m^2 + E_-^2]}. \quad (24)$$

Here, $\beta = 1/T$, $\xi_\pm = \xi_{\mathbf{p} \pm \mathbf{q}/2}$, $\Delta_+ \Delta_- = \Delta_x^+ \Delta_x^- + \Delta_y^+ \Delta_y^-$, $E_\pm = \sqrt{\xi_\pm^2 + (\Delta_x^\pm)^2 + (\Delta_y^\pm)^2}$ with $\Delta_{x(y)}^\pm = (p_{x(y)} \pm q_{x(y)}/2)\Delta_{x(y)}$.

The current-current correlation function Q_{kl} consists of the diamagnetic $Q_{kl}^{(1)}$ and paramagnetic $Q_{kl}^{(2)} = e^2 \text{Tr}[v_k G v_l G]$ parts

$$Q_{kl} = Q_{kl}^{(1)} + Q_{kl}^{(2)}, \quad Q_{kl}^{(1)} = \frac{e^2 n_0}{m_e} \delta_{kl}, \quad (25)$$

$$Q_{kl}^{(2)} = \int \frac{d^2 p}{(2\pi)^2} \frac{2e^2 v_k v_l}{\beta} \sum_{i\omega_m} \frac{i\omega_m(i\omega_m + i\Omega_n) + \xi_- \xi_+ + \Delta_+ \Delta_-}{[(\omega_m + \Omega_n)^2 + E_+^2][\omega_m^2 + E_-^2]}, \quad (26)$$

with $\mathbf{v} = \partial \xi_{\mathbf{p}} / \partial \mathbf{p} = \mathbf{p} / m_e$ being the electron velocity.

The expressions (24), (25) and (26) for the density-density and current-current correlation functions are the same for chiral and nonchiral superconductors and contain nothing special. The only important difference between chiral and nonchiral superconductors appears in the structure of the current-density correlation function $Q_{k0} = e^2 \text{Tr}[v_k G \tau_3 G]$. This difference plays the crucial role for the results of our paper. In a $p_x + ip_y$ superconductor, Q_{k0} consists of the conventional, symmetric part $Q_{k0}^{(s)}$ and the anomalous, antisymmetric part $Q_{k0}^{(a)}$:

$$Q_{k0} = Q_{k0}^{(s)} + Q_{k0}^{(a)}, \quad (27)$$

$$Q_{k0}^{(s)} = - \int \frac{d^2 p}{(2\pi)^2} \frac{2e^2 v_k}{\beta} \sum_{i\omega_m} \frac{(i\omega_m + i\Omega_n) \xi_- + i\omega_m \xi_+}{[(\omega_m + \Omega_n)^2 + E_+^2][\omega_m^2 + E_-^2]}, \quad (28)$$

$$Q_{k0}^{(a)} = - \int \frac{d^2 p}{(2\pi)^2} \frac{2e^2 v_k}{\beta} \sum_{i\omega_m} \frac{[iq_x p_y - iq_y p_x] \Delta_x \Delta_y}{[(\omega_m + \Omega_n)^2 + E_+^2][\omega_m^2 + E_-^2]}. \quad (29)$$

The two terms have the following symmetries

$$Q_{k0}^{(s)}(-q) = Q_{k0}^{(s)}(q), \quad Q_{k0}^{(a)}(-q) = -Q_{k0}^{(a)}(q), \quad (30)$$

where the operation $q \rightarrow -q$ means changing the signs of both frequency and momentum. Equation (30) follows from an observation that $Q_{k0}^{(s)}$ is proportional to a

product of the frequency and momentum components of q , whereas $Q_{k0}^{(a)}$ is a linear function of the momentum components q_x and q_y only. One can also check using Eqs. (24), (25) and (26) that $Q_{00}(-q) = Q_{00}(q)$ and $Q_{kl}(-q) = Q_{kl}(q)$ are symmetric.

Equation (29) shows that the anomalous charge-current correlation function $Q_{k0}^{(a)}$ explicitly depends on the chirality (7) of the order parameter, whereas the other correlation functions do not depend on it. We demonstrate in the rest of the paper that all of the non-trivial, chiral response of a $p_x + ip_y$ superconductor originates from the anomalous term (29). The density-current correlator Q_{k0} (27) is rarely discussed in textbooks and literature. Non-chiral superconductors have only the symmetric term $Q_{k0}^{(s)}$ (28), which couples to the longitudinal degrees of freedom (see Sec. IV A), such as plasmon collective modes, but does not affect the transverse response, such as the London-Meissner current. Therefore, for the calculation of the transverse response, it is sufficient to consider a gauge with $\mathbf{A}^\perp \neq 0$ and $A_0 = 0$. However, in chiral superconductors, the antisymmetric term $Q_{k0}^{(a)}$ couples to the transverse response (see Sec. V A) and controls the TRS-breaking response of the system. In the technical language, when calculating the transverse response of the chiral superconductors, one has to include vertex corrections in order to obtain correct results. Without vertex corrections, calculations do not generate chiral terms in the electromagnetic response of a $p_x + ip_y$ superconductor [22, 23].

D. Integrating out the internal Coulomb potential

It is well-known that response functions of a charged superconductor, as opposed to a neutral superfluid such as ^3He , are strongly modified by the Coulomb interaction. In our approach, integrating out the internal electric potential φ is equivalent to taking into account the Coulomb interaction, because φ mediates the electrostatic interaction between electrons. The effective action $S_{\text{eff}}(\tilde{A}^\mu)$, obtained after taking the functional integral over φ in Eq. (20), is defined as follows:

$$Z = \int \mathcal{D}\Phi \mathcal{D}\varphi e^{-S_{\text{eff}}(\tilde{A}^\mu, \varphi)} = \int \mathcal{D}\Phi e^{-S_{\text{eff}}(\tilde{A}^\mu)}. \quad (31)$$

Substituting Eq. (23) into Eq. (31) and taking the Gaussian integral over φ , we find

$$S_{\text{eff}}(\tilde{A}^\mu) = \frac{1}{2} \sum_q \tilde{Q}_{00} i \tilde{A}_0(q) i \tilde{A}_0(-q) + \tilde{Q}_{kl} \tilde{A}_k(q) \tilde{A}_l(-q)$$

$$+ 2\tilde{Q}_{0k} i \tilde{A}_0(q) \tilde{A}_k(-q), \quad (32)$$

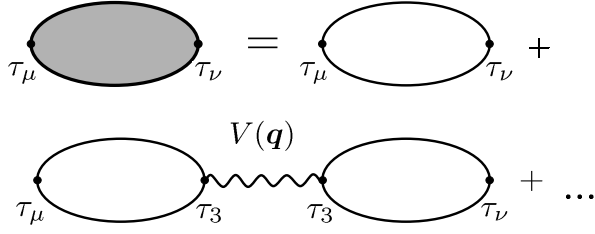


FIG. 2: Renormalization of the polarization functions (33) due to the Coulomb interaction $V(\mathbf{q})$ in the RPA. The wavy line denotes $V(\mathbf{q})$, which couples only to the charge vertices represented by the Pauli matrices τ_3 .

where the polarization functions are renormalized by the Coulomb interaction $V(\mathbf{q})$ as follows:

$$\begin{aligned}\tilde{Q}_{00} &= \frac{Q_{00}(\mathbf{q})}{1 - V(\mathbf{q})Q_{00}(\mathbf{q})}, & \tilde{Q}_{k0} &= \frac{Q_{k0}(\mathbf{q})}{1 - V(\mathbf{q})Q_{00}(\mathbf{q})}, \\ \tilde{Q}_{kl} &= Q_{kl} + \frac{Q_{k0}V(\mathbf{q})Q_{0l}}{1 - V(\mathbf{q})Q_{00}}.\end{aligned}\quad (33)$$

The renormalized polarization functions (33) can be equivalently obtained through the resummation of the most diverging diagrams due to the Coulomb interaction in the random phase approximation (RPA) as shown in Fig. 2.

E. Integrating out the superconducting phase

We integrate out the superconducting phase Φ to obtain the gauge-invariant effective action $S_{\text{eff}}(A^\mu)$ that depends only on the electromagnetic field A^μ as follows:

$$Z = e^{-S_{\text{eff}}(A^\mu)} = \int \mathcal{D}\Phi e^{-S_{\text{eff}}(\tilde{A}^\mu)}, \quad (34)$$

where the field \tilde{A}^μ is defined by Eq. (14) and contains Φ . Substituting Eq. (32) into Eq. (34) and taking the Gaussian integral over Φ , we finally obtain the effective action [55]

$$S_{\text{eff}}(A^\mu) = \frac{1}{2} \sum_q K_{\mu\nu}(q) A^\mu(q) A^\nu(-q), \quad (35)$$

$$K_{\mu\nu} = \tilde{Q}_{\mu\nu} - \frac{\tilde{Q}_{\mu\rho} q^\rho q^\sigma \tilde{Q}_{\sigma\nu}}{\tilde{Q}_{\alpha\beta} q^\alpha q^\beta}. \quad (36)$$

Notice that the kernel (36) satisfies the identity

$$q^\mu K_{\mu\nu} = K_{\mu\nu} q^\nu = 0, \quad (37)$$

which ensures that the effective action (35) is gauge-invariant. Indeed, in the momentum representation, the gauge transformation is $A^\mu \rightarrow A^\mu - iq^\mu \phi$, where ϕ is an arbitrary scalar function. Substituting this expression into Eq. (35) and taking into account the identities (37), we see that the additional terms $q^\mu \phi$ drop out and, thus, the effective action is gauge-invariant.

F. Generalization to the quasi-two-dimensional case

The derivation presented in the previous sections can be easily generalized to a Q2D system consisting of parallel superconducting layers separated by the distance d in the \hat{z} direction. The layers are coupled via the interlayer electron tunneling amplitude t_c . In the tight-binding approximation, the electron dispersion and velocity are

$$\xi_{\mathbf{p}} = \frac{p_x^2 + p_y^2}{2m_e} - t_c \cos(p_z d) - \mu, \quad \mathbf{v}(\mathbf{p}) = \frac{\partial \xi_{\mathbf{p}}}{\partial \mathbf{p}}, \quad (38)$$

where (p_x, p_y) and p_z are the in-plane and out-of-plane momenta, respectively. We assume that the interlayer tunneling amplitude is much smaller than the in-plane Fermi energy: $t_c \ll \varepsilon_F$. Then, the Fermi surface is a slightly warped cylinder extended in the p_z direction. Equation (38) should be substituted into Eqs. (24)–(29), where the integrals should be taken over a three-dimensional (3D) momentum \mathbf{p} , with p_z limited to the interval $[-\pi/d, \pi/d]$.

The diamagnetic term $Q_{kj}^{(1)}$ in Eq. (25) should be replaced by the expression following from Eq. (18) [40]

$$Q_{kl}^{(1)} = e^2 \int \frac{d^3 p}{(2\pi)^3} \left[1 - \frac{\xi_{\mathbf{p}}}{E_{\mathbf{p}}} \tanh\left(\frac{E_{\mathbf{p}}}{2T}\right) \right] \frac{\partial^2 \xi_{\mathbf{p}}}{\partial p_k \partial p_l}, \quad (39)$$

where $E_{\mathbf{p}} = \sqrt{\xi_{\mathbf{p}}^2 + |\Delta(\mathbf{p})|^2}$. The integrals (39) can easily be evaluated and give the following expression for the diamagnetic tensor of a Q2D superconductor:

$$Q_{kl}^{(1)} = \frac{e^2 n_0}{m_e d} \tilde{n}_{kl}, \quad \tilde{n} = \begin{pmatrix} 1 & 0 & 0 \\ 0 & 1 & 0 \\ 0 & 0 & \frac{t_c^2 m_e d^2}{2\varepsilon_F} \end{pmatrix}. \quad (40)$$

Here, $n_0 = p_F^2/2\pi$ is the 2D electron density, and p_F , v_F , and $\varepsilon_F = p_F^2/2m_e$ are the in-plane Fermi momentum, velocity, and energy. The dimensionless tensor \tilde{n} represents the anisotropy of the superfluid density.

In a layered Q2D system, the renormalized polarization functions $\tilde{Q}_{\mu\nu}$ are given by Eq. (33) with the appropriate form of the Coulomb interaction [49]:

$$V(\mathbf{q}) = \frac{2\pi d}{|\mathbf{q}_{\parallel}|} \frac{\sinh(|\mathbf{q}_{\parallel}|d)}{\cosh(|\mathbf{q}_{\parallel}|d) - \cos(q_z d)}, \quad (41)$$

where $\mathbf{q}_{\parallel} = (q_x, q_y)$. Equation (41) reduces to the 3D expression for the Coulomb potential $V_{3D}(\mathbf{q})$ at small momenta $|\mathbf{q}|d \ll 1$ and to the 2D Fourier transform of the Coulomb potential $V_{2D}(\mathbf{q}_{\parallel})$ in the limit $|\mathbf{q}_{\parallel}|d \gg 1$ as follows:

$$V_{3D}(\mathbf{q}) = \frac{4\pi}{q^2}, \quad V_{2D}(\mathbf{q}_{\parallel}) = \frac{2\pi d}{|\mathbf{q}_{\parallel}|}. \quad (42)$$

In the long-wavelength limit ($|\mathbf{q}|d \ll 1$) considered in the rest of our paper, the appropriate form of the Coulomb potential is $V_{3D}(\mathbf{q})$.

G. Linear response

By taking a variation of Eq. (35) with respect to A^μ , we obtain the gauge-invariant electromagnetic response of the system,

$$j_\mu(q) = K_{\mu\nu}(q)A^\nu(q). \quad (43)$$

Notice that the identities (37) ensure that the current (43) satisfies the continuity equation $q^\mu j_\mu = 0$.

To obtain physical results, we perform an analytical continuation from the Matsubara frequency to the real frequency $i\Omega_n \rightarrow \omega + i\delta$ [52]. After the continuation, the vector q becomes $q^\mu = (\omega, \mathbf{q})$, and Eq. (43) gives a causal response to the external electromagnetic field $A^\mu = (A_0, \mathbf{A})$ at a finite temperature T . The kernel $K_{\mu\nu}(q)$ is defined via Eqs. (33) and (36) in terms of the one-loop response functions (24)-(29). Their analytical continuations to the real frequency after summation over the fermionic Matsubara frequencies are given in Appendix A.

III. COLLECTIVE MODES

Under certain conditions, an infinitesimal external electromagnetic field can induce a large current or density response of the system, which indicates the existence of internal collective excitations in the superconductor. These resonances occur when the denominator in Eq. (36) goes to zero. Using Eq. (33), the denominator can be written as $\tilde{Q}_{\mu\nu}q^\mu q^\nu = \tilde{R}(\omega, \mathbf{q})/[1 - V(\mathbf{q})Q_{00}]$, where the function $\tilde{R}(\omega, \mathbf{q})$ is defined as

$$\begin{aligned} \tilde{R}(\omega, \mathbf{q}) = & Q_{kl}q_k q_l + 2\omega Q_{0l}^{(s)}q_l + \omega^2 Q_{00} \\ & + V(\mathbf{q})(Q_{0k}^{(s)}Q_{l0}^{(s)} - Q_{00}Q_{kl})q_k q_l. \end{aligned} \quad (44)$$

Notice that only the conventional tensor $Q_{l0}^{(s)}$ appears in Eq. (44). The anomalous tensor $Q_{k0}^{(a)}$ does not appear because it is transverse, as will be discussed in Sec. V A. The dispersion relation for the collective modes is determined by the equation $\tilde{R}(\omega, \mathbf{q}) = 0$.

In the limit of small $|\mathbf{q}|$, we can simplify Eq. (44) by keeping only the nonvanishing terms Q_{00} and Q_{kl} in the first and second lines of Eq. (44), whereas the terms $Q_{k0}^{(s)}$ and $Q_{kl}^{(2)}$ vanish in this limit. Using Eq. (40) for $Q_{kl}^{(1)}$, we find the dispersion relation for the collective modes at $T = 0$,

$$\omega^2 = V(\mathbf{q})\frac{e^2 n_0}{m_e d} \left(q_\parallel^2 + \frac{t_c^2 m_e d^2}{\varepsilon_F} q_z^2 \right). \quad (45)$$

In the case $|\mathbf{q}|d \ll 1$, it is appropriate to use the 3D limit $V_{3D}(\mathbf{q})$ from Eq. (42) for the Coulomb interaction in Eq. (45) and, thus, we find the following spectrum of collective modes [48, 49, 56]:

$$\omega^2 = \frac{\omega_{ab}^2 q_\parallel^2 + \omega_c^2 q_z^2}{q_\parallel^2 + q_z^2} = \omega_{ab}^2 \frac{\mathbf{q} \cdot \vec{n} \cdot \mathbf{q}}{q^2}. \quad (46)$$

Here, the tensor \vec{n} is defined in Eq. (40), and ω_{ab} and ω_c are the in-plane and out-of-plane plasma frequencies,

$$\omega_{ab}^2 = 4\pi \frac{e^2 n_0}{m_e d}, \quad \omega_c^2 = 2\pi \frac{e^2 t_c^2 d n_0}{\varepsilon_F}. \quad (47)$$

As shown in Appendix B, the collective mode (46) corresponds to coupled plasma oscillations of the internal electric potential and the superconducting phase Φ . The plasma mode frequency (46) depends on the ratio of the in-plane q_\parallel and out-of-plane q_z momenta [57]. Plasma oscillations are gapped in all directions, but are strongly anisotropic due to the smallness of the interlayer tunneling amplitude t_c . The experimental values of the plasma frequencies in Sr_2RuO_4 are $\omega_c = 0.32$ eV and $\omega_{ab} = 4.5$ eV [58, 59].

If one formally sets $t_c = 0$ and uses the 2D expression for the Coulomb potential from Eq. (42), then Eq. (45) gives the plasmon mode dispersion for a single 2D layer

$$\omega_{\mathbf{q}} = \sqrt{\frac{2\pi n_0 e^2}{m_e} |\mathbf{q}_\parallel|}. \quad (48)$$

However, this limit does not correspond to Sr_2RuO_4 .

At higher temperatures $T \rightarrow T_c$, there may be long-wavelength oscillations with the acoustic spectrum. These oscillations are neutral and consist of supercurrent oscillations compensated by oscillations of the normal current, as discovered by Carlson and Goldman [60]. However, at $T \ll T_c$ only the plasma mode survives, because the normal density is exponentially suppressed.

IV. CONVENTIONAL NONCHIRAL ELECTROMAGNETIC RESPONSE

A. Transverse and longitudinal tensors

First, we describe general properties of the tensors Q_{kl} and $Q_{k0}^{(s)}$. It is convenient to separate the symmetric tensor Q_{kl} into the longitudinal Q_{kl}^\parallel and transverse Q_{kl}^\perp parts defined by the following relations

$$Q_{kl} = Q_{kl}^\parallel + Q_{kl}^\perp, \quad (49)$$

$$q_k Q_{kl}^\parallel = q_k Q_{kl}, \quad Q_{kl}^\parallel q_l = Q_{kl} q_l, \quad (50)$$

$$q_k Q_{kl}^\perp = Q_{kl}^\perp q_l = 0. \quad (51)$$

Equations (50)-(51) have the following general solution

$$Q_{kl}^\parallel = \frac{Q_{kr}q_r q_s Q_{sl}}{q_u Q_{uv} q_v}, \quad Q_{kl}^\perp = Q_{kl} - Q_{kl}^\parallel. \quad (52)$$

In the dynamic limit, $\omega \neq 0$ and $\mathbf{q} \rightarrow 0$, which is relevant for optical measurements, the paramagnetic term $Q_{kl}^{(2)}$, defined in Eq. (A2), vanishes, and Q_{kl} is given by the

diamagnetic term (40). Then, the transverse and longitudinal parts of the tensor Q_{kl} are

$$Q_{kl}^\perp = \frac{\omega_{ab}^2}{4\pi} \left(\vec{n} - \frac{(\vec{n} \cdot \mathbf{q})(\mathbf{q} \cdot \vec{n})}{\mathbf{q} \cdot \vec{n} \cdot \mathbf{q}} \right)_{kl}, \quad (53)$$

$$Q_{kl}^\parallel = \frac{\omega_{ab}^2}{4\pi} \left(\frac{(\vec{n} \cdot \mathbf{q})(\mathbf{q} \cdot \vec{n})}{\mathbf{q} \cdot \vec{n} \cdot \mathbf{q}} \right)_{kl}. \quad (54)$$

The conventional current-density correlation function $Q_{k0}^{(s)}$, given by Eq. (A3), is an odd function of \mathbf{q} and ω . The term $Q_{k0}^{(s)}$ satisfies the following identity for small \mathbf{q} :

$$Q_{0k}^{(s)} = Q_{kl}^\parallel q_l \frac{q_u Q_{u0}}{q_r Q_{rs} q_s}. \quad (55)$$

To prove Eq. (55), we observe that the tensor structure of $Q_{kl} = \int v_k v_l \dots$ and $Q_{k0}^{(s)} = \int v_k \dots$ in Eqs. (39), (A2), and (A3) is determined by the electron velocities $\mathbf{v} = \partial \xi_{\mathbf{p}} / \partial \mathbf{p}$. Since the term $Q_{k0}^{(s)}$ vanishes at $\mathbf{q} = 0$, the leading-order expansion of the integrand is proportional to $v_k v_l q_l$, i.e., $Q_{k0}^{(s)} = \int v_k v_l q_l \dots$. Thus, in the long-wavelength limit, we have $Q_{k0}^{(s)} \propto Q_{kl}^\parallel q_l$, which leads to Eq. (55). Equation (A3) gives the following explicit expression for $Q_{k0}^{(s)}$ for small \mathbf{q} and finite ω at $T = 0$:

$$Q_{k0}^{(s)} = -\frac{\omega_{ab}^2 \omega (\vec{n} \cdot \mathbf{q})_k}{4\pi \Delta_0^2} \int_1^\infty \frac{dx}{x^2 \sqrt{x^2 - 1}} \quad (56)$$

$$\times \frac{1}{2x + (\omega + i\delta)/\Delta_0} \frac{1}{2x - (\omega + i\delta)/\Delta_0}.$$

We see that $Q_{k0}^{(s)}$ is proportional to the tensor \vec{n} multiplied by \mathbf{q} , which is consistent with Eq. (55).

B. Conventional nonchiral electromagnetic response

We now show that if we omit the anomalous chiral term (29) in Eqs. (33) and (36), we recover the conventional response of a superconductor to the electromagnetic field. Using Eqs. (33) and (49) and the identity (55), we obtain the following expression for the space-time components of the conventional response kernel $K_{\mu\nu}^{(c)}$ (36):

$$K_{kl}^{(c)} = Q_{kl}^\perp - \omega^2 \tilde{\kappa}_{kl}, \quad K_{00}^{(c)} = -q_k \tilde{\kappa}_{kl} q_l, \quad (57)$$

$$K_{l0}^{(c)} = K_{0l}^{(c)} = \omega q_k \tilde{\kappa}_{kl}.$$

In the long-wavelength limit assumed here, the transverse tensor Q_{kl}^\perp is given by Eq. (53), and the longitudinal tensor $\tilde{\kappa}_{kl}$ is defined as follows:

$$\tilde{\kappa}_{kl} = \frac{Q_{k0}^{(s)} Q_{0l}^{(s)} - Q_{kl}^\parallel Q_{00}}{\tilde{R}}, \quad (58)$$

with the function $\tilde{R}(\omega, \mathbf{q})$ given by Eq. (44). By using Eq. (57), the charge and current responses (43) can be

written in the following form:

$$\delta\rho = -i\mathbf{q} \cdot \mathbf{P}, \quad (59)$$

$$\mathbf{j} = -\vec{Q}^\perp \cdot \mathbf{A} - i\omega \mathbf{P}, \quad (60)$$

$$\mathbf{P} = \vec{\kappa} \cdot \mathbf{E}^{\text{ext}}. \quad (61)$$

Here $\delta\rho$ and \mathbf{j} are the induced charge and current densities, and \mathbf{P} is the polarization vector. In Eq. (60) we use the shorthand notation $[\vec{Q}^\perp]_{kl} \equiv Q_{kl}^\perp$ [see Eq. (53)].

Equation (61) expresses \mathbf{P} in terms of the *external* electric field $\mathbf{E}^{\text{ext}} = -i\mathbf{q}A_0 + i\omega \mathbf{A}$ (We remind the reader that the electromagnetic potential A^μ in our calculations represents the external field.) \mathbf{E}^{ext} is connected to the *total* electric field \mathbf{E}^{tot} , which includes the field created by other electrons in the system, by the standard relation

$$\mathbf{E}^{\text{ext}} = \mathbf{E}^{\text{tot}} + 4\pi \mathbf{P} = \vec{\epsilon} \cdot \mathbf{E}^{\text{tot}}, \quad (62)$$

where $\vec{\epsilon}$ is the tensor of dielectric permeability. If we expressed the polarization vector \mathbf{P} in Eq. (61) as a linear function of the total electric field \mathbf{E}^{tot} , then the corresponding proportionality tensor would be the dielectric susceptibility tensor κ_{kl} [61]. However, because Eq. (61) expresses \mathbf{P} as a function of the external field \mathbf{E}^{ext} , the corresponding tensor $\tilde{\kappa}_{kl}$ is the RPA-renormalized dielectric susceptibility tensor, which includes the effect of charge screening via the RPA diagrams shown in Fig. 2.

The tensor $\tilde{\kappa}_{kl}$ in Eq. (58) can be simplified in the limit of small \mathbf{q} . In this case, the terms involving $Q_{k0}^{(s)}$ in the numerator and denominator of Eq. (58) can be neglected relative to the other terms because $Q_{k0}^{(s)}$ vanishes at $\mathbf{q} \rightarrow 0$. Using this approximation and Eq. (44), we rewrite Eq. (58) in terms of the longitudinal tensor Q_{kl}^\parallel (54) as follows:

$$\vec{\kappa} = -\frac{\alpha(\omega, \mathbf{q})}{\omega_{ab}^2} \vec{Q}^\parallel, \quad (63)$$

$$\alpha(\omega, \mathbf{q}) = \frac{\omega_{ab}^2 Q_{00}}{\mathbf{q} \cdot \vec{Q} \cdot \mathbf{q} + \omega^2 Q_{00} - V(\mathbf{q}) Q_{00} \mathbf{q} \cdot \vec{Q} \cdot \mathbf{q}} \quad (64)$$

Here, the dimensionless function $\alpha(\omega, \mathbf{q})$ describes screening of charge in the static case and plasma oscillations in the dynamic case.

Indeed, in the static limit $\omega = 0$, the function Q_{00} , given by Eq. (A1), is proportional to the density of states

$$Q_{00}(\omega = 0) = -2e^2 N_0 / d, \quad N_0 = m_e / 2\pi, \quad (65)$$

where N_0 is the 2D density of states per spin. Then Eq. (64) for $\omega = 0$ reads

$$\alpha^{(s)}(\omega = 0, \mathbf{q}) = -\frac{1}{(\mathbf{q} \cdot \vec{n} \cdot \mathbf{q})} \frac{q_{TF}^2}{1 + q_{TF}^2 / q^2}, \quad (66)$$

where q_{TF} is the inverse Thomas-Fermi screening length

$$q_{TF}^2 = 8\pi e^2 N_0 / d. \quad (67)$$

Thus, Eq. (66) describes the electrostatic screening of charge in an anisotropic conductor.

In the dynamic case $\omega \gg v_F|\mathbf{q}|$, we neglect the first term in the denominator of Eq. (64) and obtain

$$\alpha^{(d)}(\omega, \mathbf{q}) = \frac{\omega_{ab}^2}{\omega^2 - [\omega_{ab}^2(\mathbf{q} \cdot \hat{\mathbf{n}} \cdot \mathbf{q})/\mathbf{q}^2]}. \quad (68)$$

Equation (68) exhibits a resonance, signifying a divergence of the charge response, when the frequency ω approaches to the plasma frequency defined in Eq. (46).

Equations (58)–(61) coincide with the results of Ref. [46] [Cf. with Eqs. (28) and (29) of Ref. [46], which were obtained using an exact solution for vertex functions]. Note that the transverse part of the current response in Eq. (60) is not affected by the collective modes [45], whereas the charge response Eq. (59) is strongly affected by the collective dynamics of the superconducting phase and the Coulomb interaction. Equations (59) and (60) satisfy the continuity equation $\omega \delta \rho = \mathbf{q} \cdot \mathbf{j}$ and are invariant with respect to gauge transformations of the electromagnetic field. In anisotropic superconductors, it is not practical to separate \mathbf{A} and \mathbf{E}^{ext} into longitudinal and transverse components, because such separation does not diagonalize the response equations (59) and (60), unlike in the isotropic case.

V. ANOMALOUS CHIRAL ELECTROMAGNETIC RESPONSE

A. Anomalous current-density correlation function

The chiral anomalous current-density correlation function $Q_{k0}^{(a)}$ is given by Eq. (A4). By separating the factors q_x and q_y , it can be written as

$$Q_{k0}^{(a)} = i\Theta \begin{pmatrix} q_y \\ -q_x \\ 0 \end{pmatrix}_k = i\Theta \eta_{kl} q_l = i\Theta \tilde{q}_k, \quad (69)$$

where $\eta_{xy} = -\eta_{yx} = 1$ is the 2D antisymmetric tensor, and \tilde{q}_k is the k th component of the vector

$$\tilde{\mathbf{q}} = \hat{\mathbf{z}} \times \mathbf{q}. \quad (70)$$

The anomalous term $Q_{k0}^{(a)}$ (69) is transverse: $q_k Q_{k0}^{(a)} = 0$, unlike the conventional term $Q_{k0}^{(s)}$ in Eqs. (55) and (56).

In the limit $\mathbf{q} \rightarrow 0$, we obtain the following expression for the function $\Theta(\omega)$ from Eq. (A4):

$$\Theta(\omega) = \frac{e^2 \Delta_x \Delta_y}{m_e} \int \frac{d^3 p}{(2\pi)^3} \frac{p_x^2 + p_y^2}{4E^2} [1 - 2f(E)] \times \left(\frac{1}{2E + \omega + i\delta} + \frac{1}{2E - \omega - i\delta} \right), \quad (71)$$

which was found before in Ref. [31]. Changing the variable of integration to $x = E/\Delta_0$ and taking into account

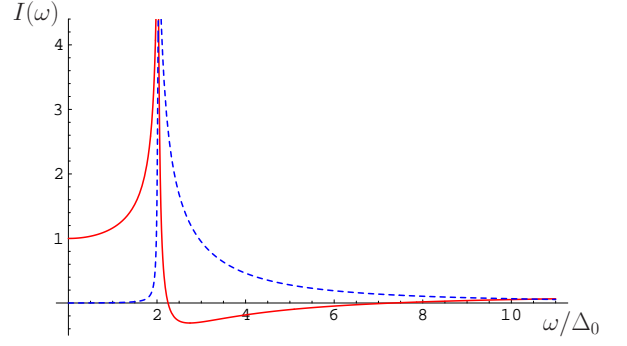


FIG. 3: (color online). Frequency dependence of the function $I(\omega)$ given by Eq. (73). This function determines the frequency dependence of the ac Hall conductivity (104) of a chiral $p_x + ip_y$ superconductor in the dynamic limit. The solid (red) and dashed (blue) lines show the real and imaginary parts of $I(\omega)$.

that the integral converges near the Fermi surface, we express Eq. (71) in the following form at $T = 0$:

$$\Theta(\omega) = s_{xy} \frac{e^2}{2hd} I(\omega), \quad I(0) = 1, \quad (72)$$

$$I(\omega) = \int_1^\infty \frac{dx}{\sqrt{x^2 - 1}} \frac{1}{x^2 - [(\omega + i\delta)/2\Delta_0]^2}. \quad (73)$$

We restored the dimensional constants in Eq. (72). The sign of Θ is determined by the chirality s_{xy} of the superconducting condensate. The function $I(\omega)$ has the following asymptotic behavior [62]:

$$I(\omega) \approx \begin{cases} -4 \left(\frac{\Delta_0}{\omega} \right)^2 \ln \left(\frac{\omega}{\Delta_0} \right) + 2\pi i \left(\frac{\Delta_0}{\omega} \right)^2, & \omega \gg \Delta_0 \\ 1, & \omega \ll \Delta_0. \end{cases} \quad (74)$$

The crossover between the two limiting cases occurs at $\omega \sim 2\Delta_0$, where the photon energy is equal to the binding energy between two electrons in a Cooper pair. The real and imaginary parts of $I(\omega)$ are shown in Fig. 3. The imaginary part is zero for $\omega < 2\Delta_0$ and diverges as $1/\sqrt{\omega - 2\Delta_0}$ when ω approaches $2\Delta_0$ from above. The real part is approximately constant at low frequencies and diverges as $1/\sqrt{2\Delta_0 - \omega}$ when ω approaches $2\Delta_0$ from below. Both real and imaginary parts go to zero at $\omega \rightarrow \infty$.

B. Anomalous chiral electromagnetic response

Now we collect the terms that contain the chiral anomalous correlator $Q_{k0}^{(a)}$ in the kernel $K_{\mu\nu}$ (36). First, we notice that $Q_{k0}^{(a)}$ does not appear in the denominator $\tilde{Q}_{\alpha\beta} q^\alpha q^\beta$ of Eq. (36), because the denominator is longitudinal, whereas $Q_{k0}^{(a)}$ is transverse. Then, Eq. (36) contains only the linear and quadratic terms in $Q_{k0}^{(a)}$.

The quadratic in $Q_{k0}^{(a)}$ term may be called the ‘‘double-anomalous.’’ Although this term has an anomalous origin, it is not chiral, i.e., it does not change sign under the time-reversal operation or when the chirality s_{xy} of the order parameter changes sign. This term turns out to be small in the relativistic parameter $(v_F/c)^2$ and is not particularly important. The discussion of this term is deferred to Appendix C.

In the rest of the paper, we concentrate on the linear in $Q_{k0}^{(a)}$ terms in the response. Using Eq. (36), one obtains the following expression for the space-time components of the anomalous chiral kernel $K_{\mu\nu}^{(a)}$:

$$K_{kl}^{(a)} = i\omega\Theta \frac{\check{q}_k W_l - W_k \check{q}_l}{\tilde{R}}, \quad K_{00}^{(a)} = 0, \quad (75)$$

$$K_{l0}^{(a)}(q) = -K_{0l}^{(a)}(q) = i\Theta \check{q}_l \frac{q_k W_k}{\tilde{R}}.$$

Here, \tilde{R} , Θ , and \check{q}_k are given by Eqs. (44), (69), and (70), and the vector \mathbf{W} is defined as

$$W_k = Q_{kl}^{\parallel} q_l + Q_{k0}^{(s)} \omega. \quad (76)$$

By using Eq. (75), the anomalous charge and current responses (43) can be written in the following form:

$$\delta\tilde{\rho}^{(a)} = -i\mathbf{q} \cdot \mathbf{P}^{(a)}, \quad (77)$$

$$\mathbf{j}^{(a)} = i\mathbf{q} \times \mathbf{M}^{(a)} - i\omega \mathbf{P}^{(a)}, \quad (78)$$

where $\mathbf{M}^{(a)}$ and $\mathbf{P}^{(a)}$ can be identified as the chiral magnetization and polarization [21, 61] and are given by

$$\mathbf{P}^{(a)} = -i\Theta \mathbf{W} \frac{[\mathbf{q} \times \mathbf{E}^{\text{ext}}] \cdot \hat{\mathbf{z}}}{\omega \tilde{R}} = -i\Theta \frac{\mathbf{W}}{\tilde{R}} B_z^{\text{ext}}, \quad (79)$$

$$\mathbf{M}^{(a)} = i\hat{\mathbf{z}} \Theta \frac{(\mathbf{W} \cdot \mathbf{E}^{\text{ext}})}{\tilde{R}}. \quad (80)$$

Here, B_z^{ext} is the z component of the external magnetic field \mathbf{B}^{ext} , which is related to \mathbf{E}^{ext} via Maxwell’s equation $\mathbf{q} \times \mathbf{E}^{\text{ext}} = \omega \mathbf{B}^{\text{ext}}$. Both $\mathbf{M}^{(a)}$ and $\mathbf{P}^{(a)}$ in Eqs. (79) and (80) are proportional to the chiral response function Θ (72) and, thus, change sign when the chirality s_{xy} of the order parameter changes sign. The peculiar feature of chiral superconductors is that the electric polarization $\mathbf{P}^{(a)}$ (79) is induced by the magnetic field B_z , whereas the magnetization $\mathbf{M}^{(a)}$ (80) couples to the longitudinal electric field. The first and second terms in Eq. (78) give the transverse and longitudinal components of the anomalous current, respectively.

In the limit of small $|\mathbf{q}|$, by using Eqs. (54) and (56) and the condition $I(0) = 1$, the vector \mathbf{W} in Eq. (76) can be written as

$$W_k = q_l Q_{lk}^{\parallel} + \omega Q_{0k}^{(s)} = I(\omega) \frac{\omega_{ab}^2}{4\pi} (\hat{\mathbf{n}} \cdot \mathbf{q})_k, \quad (81)$$

where $I(\omega)$ is given by Eq. (73). In the same limit, only the terms proportional to Q_{00} survive in the function \tilde{R} given by Eq. (44). Using Eq. (A1) at $\mathbf{q} \rightarrow 0$, we find that

$$Q_{00}(\omega) = -\frac{2e^2 N_0}{d} I(\omega), \quad (82)$$

where $I(\omega)$ again is given by Eq. (73). Then, with the help of Eqs. (81), (82), and (44), we find that

$$\frac{\mathbf{W}}{\tilde{R}} = -\frac{\alpha(\omega, \mathbf{q}) d}{4e^2 m_e} (\hat{\mathbf{n}} \cdot \mathbf{q}), \quad (83)$$

where the function $\alpha(\omega, \mathbf{q})$ is given by Eq. (64). Using Eq. (83), the expressions (79) and (80) for $\mathbf{P}^{(a)}$ and $\mathbf{M}^{(a)}$ can be written as

$$\mathbf{P}^{(a)} = i\Theta \frac{\alpha(\omega, \mathbf{q}) d}{4e^2 m_e} \frac{[\mathbf{q} \times \mathbf{E}^{\text{ext}}] \cdot \hat{\mathbf{z}}}{\omega} (\hat{\mathbf{n}} \cdot \mathbf{q}) \quad (84)$$

$$= i\Theta \frac{\alpha(\omega, \mathbf{q}) d}{4e^2 m_e} B_z^{\text{ext}} (\hat{\mathbf{n}} \cdot \mathbf{q}),$$

$$\mathbf{M}^{(a)} = -i\hat{\mathbf{z}} \Theta \frac{\alpha(\omega, \mathbf{q}) d}{4e^2 m_e} (\mathbf{q} \cdot \hat{\mathbf{n}} \cdot \mathbf{E}^{\text{ext}}). \quad (85)$$

The static and dynamic limits of Eqs. (84) and (85) can be obtained by taking appropriate limits (66) and (68) for the function $\alpha(\omega, \mathbf{q})$.

C. Discussion of the anomalous magnetization current

By comparing Eq. (85) for the anomalous magnetization with the expression for the induced conventional charge density from Eqs. (59), (61), (63), and (54), one can notice that $\mathbf{M}^{(a)}$ can be expressed in terms of $\delta\rho$

$$\mathbf{M}^{(a)} = -s_{xy} \hat{\mathbf{z}} \frac{I(\omega)}{4m_e} \delta\rho. \quad (86)$$

Then, the first term in Eq. (78), the magnetization current, can be written in real space as

$$\mathbf{j}_M^{(a)}(\omega, \mathbf{r}) = s_{xy} \frac{I(\omega)}{4m_e} [\hat{\mathbf{z}} \times \nabla \delta\rho(\omega, \mathbf{r})]. \quad (87)$$

At $\omega = 0$, Eq. (87) reduces to expression (3) for the Mermin-Muzikar current [32], which was discussed in Sec. I. However, at high frequencies, the anomalous magnetization current (87) is suppressed by the function $I(\omega) \propto (\Delta_0/\omega)^2$ [see Eq. (74)]. The general reason for this suppression is that physical manifestations of the low-energy Cooper pairing with the angular momentum $L_z = \hbar$ should fade away at high frequencies $\omega \gg \Delta_0$. Indeed, the electron states at high energies are essentially the same as in a normal metal, so the properties of the system should approach those of a normal metal at high frequencies. The suppression of the anomalous magnetization current at high frequencies is one of the reasons why the Kerr angle is so small [33]. Equation (87) gives an important generalization of the Mermin-Muzikar current to arbitrary frequencies.

In order to calculate the magnetization current correctly, it is very important to take into account the term $Q_{0k}^{(s)}$ in Eq. (81). This term vanishes at $\omega = 0$ and can be neglected at low frequencies, as was done in Refs.

[25, 26, 27, 28, 29]. However, at high frequencies, Eq. (56) shows that $Q_{0k}^{(s)} \propto -q_k/\omega$, and, in the leading order of approximation, the second term of the sum in Eq. (81) cancels the first term. The remaining difference gives the small factor $I(\omega) \propto (\Delta_0/\omega)^2$. The term Q_{00} is also proportional to $I(\omega)$ in Eq. (82), so the factors $I(\omega)$ in \mathbf{W} and \tilde{R} cancel out in Eq. (83), but $\Theta(\omega)$ produces the factors $I(\omega)$ in Eqs. (85), (86), and (87). If $Q_{0k}^{(s)}$ were neglected in Eq. (81), then \mathbf{W} would have a constant value at high frequencies, and one would incorrectly conclude that Eq. (3) is valid for arbitrarily high frequencies. The asymptotic cancellation of the two terms in the sum in Eq. (81) can also be shown using the Ward identities [46].

D. Discussion of the anomalous polarization current

The second term $\mathbf{j}_P^{(a)}$ in Eq. (78) is determined by the chiral polarization $\mathbf{P}^{(a)}$. Although $\mathbf{j}_P^{(a)}$ is formally proportional to ω , it contributes equally to the total current even at low frequencies. Indeed, Eqs. (79) and (84) show that the chiral polarization diverges at low frequencies as $1/\omega$. This divergence exactly cancels ω in Eq. (78), which results in a finite contribution from the chiral polarization to the current even at low frequencies. Both magnetization and polarization currents equally contribute to the Hall conductivity tensor, which is discussed below in Eqs. (100) and (103). The anomalous polarization current $\mathbf{j}_P^{(a)}$ was often omitted in the previous papers in the low frequency limit.

Equations (77), (79), and (84) show that the magnetic field B_z induces an anomalous electric charge, as mentioned in Sec. I. The polarization current $\mathbf{j}_P^{(a)}$ in Eq. (78) is necessary to satisfy the continuity equation for the anomalous charge in Eq. (77).

E. Anomalous chiral effective action

Substituting the components (75) of the anomalous tensor $K_{\mu\nu}^{(a)}$ into Eq. (35), we obtain the chiral part of the gauge-invariant effective action for the electromagnetic field as

$$\begin{aligned} \tilde{S}_{\text{eff}}^{(a)} &= -i \sum_q \Theta(q) \frac{\mathbf{W}(q) \cdot \mathbf{E}^{\text{ext}}(q)}{\tilde{R}(q)} B_z^{\text{ext}}(-q) \\ &\approx i \frac{s_{xy}}{8hm_e} \sum_q \alpha(\omega, \mathbf{q}) I(\omega) [\mathbf{q} \cdot \vec{n} \cdot \mathbf{E}^{\text{ext}}(q)] B_z^{\text{ext}}(-q) \end{aligned} \quad (88)$$

Given that Eq. (75) is written for the real frequency ω , we write Eq. (88) for the real frequency as well. The anomalous charge and current responses, given by Eqs. (77)–(80), can be obtained by taking the appropriate variations of Eq. (88). The causality of the response function should be properly addressed, as discussed in Ref. [50].

Unlike the conventional action for the electromagnetic field, the anomalous action (88) involves a product of the electric and magnetic fields. Thus, the anomalous action (105) breaks the TRS, because $\mathbf{E} \rightarrow \mathbf{E}$ and $\mathbf{B} \rightarrow -\mathbf{B}$ upon the time-reversal operation. Equation (105) is manifestly gauge-invariant and is a replacement for the Chern-Simons-type term (1) after integration out of the superconducting phase Φ . The calculation of this action is one of the central results of our paper. A simplified alternative derivation of the effective action is also given in Appendix C.

Anomalous effective actions of the forms similar to Eq. (88) were obtained for chiral superfluids in Refs. [25, 26, 28]. Coupling between the electric and magnetic fields was discussed in Ref. [63]. However, because these calculations were performed in the low-frequency limit, they did not obtain the factor $I(\omega)$, which suppresses the chiral effects at high frequencies, as discussed in Sec. V C. The factor \tilde{R} in the denominator of Eq. (88) represents the collective modes of the system. References [25, 26, 28] did not take into account the Coulomb interaction, which is appropriate for electrically neutral superfluids, such as ^3He . Thus, the collective modes in the denominator of the effective actions in these papers were the acoustic modes of the superconducting phase, which can be obtained by setting $V(\mathbf{q}) = 0$ in Eq. (44). However, in the case of a charged superconductor, the collective modes are the gapped plasmons represented by the function \tilde{R} in Eq. (88) (see also Ref. [28]). One should keep in mind that, because we have integrated out the internal Coulomb potential, the electromagnetic field in Eq. (88) is the external one. Depending on the physical context, it may also be useful to study the chiral response with respect to the total electromagnetic field, which includes both external and internal fields. This problem is discussed in Sec. VI.

VI. CONDUCTIVITY TENSOR OF A CHIRAL SUPERCONDUCTOR

A. Response to the external versus total electric field

In order to calculate the polar Kerr angle (see Appendix D) and other observable experimental quantities, one needs to know the conductivity tensor $\vec{\sigma}$ of a chiral superconductor, which is defined by the standard relation

$$\mathbf{j} = \vec{\sigma} \cdot \mathbf{E}^{\text{tot}}. \quad (89)$$

Here, \mathbf{E}^{tot} is the total electric field inside the superconductor. In principle, the tensor $\vec{\sigma}$ can be extracted from Eqs. (60) and (78) for the conventional and chiral currents. However, the polarization and magnetization vectors in these equations are expressed by Eqs. (61), (79), and (80) in terms of the external electric field \mathbf{E}^{ext} . These equations give the linear response relation in the form

$$\mathbf{j} = \vec{\sigma} \cdot \mathbf{E}^{\text{ext}} \quad (90)$$

with a different tensor $\overleftrightarrow{\sigma}$ [42], which includes the renormalization due to the RPA diagrams shown in Fig. 2.

The linear response relation in the form (90) is physically transparent, because it gives a direct response of the system to the external perturbation. However, in general, the response of the system to the external field depends on the geometry of the sample and the experimental apparatus. Only in the idealized case of an infinite uniform system can the problem be solved by the Fourier transform. To deal with this problem, the standard approach in the electrodynamics of continuous media [61] is to use the constituency relation (89), which expresses the response of the media to the total electromagnetic field in terms of the conductivity tensor characterizing the material. The constituency relations are substituted into Maxwell's equations as the source terms, and then Maxwell's equations are solved with the boundary conditions appropriate for the experimental setup. This is how, for example, one can take into account the Meissner screening, which was not included in the RPA-renormalized linear response given by Eq. (90).

In order to obtain the proper constituency relations, we need to transform the results of the paper to the form (89). This can easily be done by noticing that, in Eq. (12), the internal (induced) electric potential φ appears next to the external potential A_0 . Thus, the combined electric potential corresponds to the total electric field \mathbf{E}^{tot} inside the superconductor. Then, Eq. (23) gives the effective action for the total electromagnetic field. By taking a variational derivative with respect to the total electromagnetic field, one arrives at Eq. (89). Formally, this means that we do not integrate out the internal field φ and do not perform the RPA renormalization of the response kernels $Q_{\alpha\beta}$ in Eq. (33). Thus, the transition between Eqs. (90) and (89) can be accomplished by setting $V(\mathbf{q}) = 0$ and replacing \mathbf{E}^{ext} with \mathbf{E}^{tot} in the electromagnetic response. The Coulomb potential $V(\mathbf{q})$ appears explicitly only in the function $\tilde{R}(\omega, \mathbf{q})$ defined in Eq. (44). Therefore, one should replace this function with the bare one [64],

$$R(\omega, \mathbf{q}) = Q_{kl}q_kq_l + 2\omega Q_{0k}^{(s)}q_k + \omega^2 Q_{00}. \quad (91)$$

Using this prescription and Eqs. (60) and (78), one can easily obtain the conductivity tensor

$$\overleftrightarrow{\sigma} = \overleftrightarrow{\sigma}^{(c)} + \overleftrightarrow{\sigma}^{(a)}, \quad (92)$$

which consists of the conventional (nonchiral) $\overleftrightarrow{\sigma}^{(c)}$ and the anomalous (chiral) $\overleftrightarrow{\sigma}^{(a)}$ contributions, as discussed below.

B. Conventional nonchiral conductivity tensor

Following the prescription of Sec. VIA and using Eqs. (58), (60) and (61), we obtain the conventional part

of the conductivity tensor as follows:

$$\overleftrightarrow{\sigma}^{(c)} = \overleftrightarrow{\sigma}^{(1)} + \overleftrightarrow{\sigma}^{(2)}, \quad (93)$$

$$\overleftrightarrow{\sigma}_{kl}^{(1)} = -\frac{1}{i\omega} Q_{kl}^{\perp}, \quad (94)$$

$$\overleftrightarrow{\sigma}_{kl}^{(2)} = -i\omega \frac{(Q_{k0}^{(s)}Q_{0l}^{(s)} - Q_{kl}^{\parallel}Q_{00})}{R}, \quad (95)$$

where the function $R(\omega, \mathbf{q})$ is given by Eq. (91).

In the dynamic limit $\omega \neq 0$ and $\mathbf{q} \rightarrow 0$, the terms $Q_{k0}^{(s)}$ in the numerator of Eq. (95) and the terms proportional to \mathbf{q} in Eq. (91) vanish. As a result, the expression for the conductivity tensor is simplified

$$\overleftrightarrow{\sigma}_{kl}^{(1)} = -\frac{1}{i\omega} Q_{kl}^{\perp}, \quad \overleftrightarrow{\sigma}_{kl}^{(2)} = -\frac{1}{i\omega} Q_{kl}^{\parallel}. \quad (96)$$

From Eq. (96), we find the total conductivity tensor in the long wavelength limit as follows:

$$\overleftrightarrow{\sigma}_{kl}^{(c)} = -\frac{Q_{kl}^{(1)}}{i\omega} = -\frac{1}{4\pi i\omega} \begin{pmatrix} \omega_{ab}^2 & 0 & 0 \\ 0 & \omega_{ab}^2 & 0 \\ 0 & 0 & \omega_c^2 \end{pmatrix}, \quad (97)$$

where we used Eq. (40) for $Q_{kl}^{(1)}$.

Combining Eq. (97) with the standard formula for the dielectric permeability tensor $\overleftrightarrow{\epsilon}$,

$$\overleftrightarrow{\epsilon} = \overleftrightarrow{1} + \frac{4\pi i}{\omega} \overleftrightarrow{\sigma}, \quad (98)$$

we obtain

$$\overleftrightarrow{\epsilon}(\omega) = \begin{pmatrix} 1 - \frac{\omega_{ab}^2}{\omega^2} & 0 & 0 \\ 0 & 1 - \frac{\omega_{ab}^2}{\omega^2} & 0 \\ 0 & 0 & 1 - \frac{\omega_c^2}{\omega^2} \end{pmatrix}. \quad (99)$$

Equations (97) and (99) represent the standard Drude response of an anisotropic conductor.

C. Anomalous chiral conductivity tensor

The anomalous chiral response of the system to the total electric field is obtained from Eqs. (77)–(80) by replacing $\tilde{R} \rightarrow R$, where the function $R(\omega, \mathbf{q})$ is given by Eq. (91). From Eqs. (78)–(80) for the current response, we obtain the anomalous chiral conductivity tensor

$$\overleftrightarrow{\sigma}_{kl}^{(a)} = \Theta \frac{\check{q}_k W_l - W_k \check{q}_l}{R}, \quad (100)$$

where $\check{\mathbf{q}}$ and W_k are given by Eqs. (70) and (76). Notice that the anomalous conductivity tensor is antisymmetric $\sigma_{kl}^{(a)}(\mathbf{q}) = -\sigma_{lk}^{(a)}(\mathbf{q})$ and represents the intrinsic Hall conductivity of a chiral superconductor.

Using Eq. (81), we can rewrite the anomalous conductivity tensor (100) as

$$\hat{\sigma}^{(a)} = \frac{\omega_{ab}^2 \Theta(\omega) I(\omega)}{4\pi R(\omega, \mathbf{q})} [\hat{\mathbf{q}}(\mathbf{q} \cdot \hat{\mathbf{n}}) - (\hat{\mathbf{n}} \cdot \mathbf{q}) \hat{\mathbf{q}}] \quad (101)$$

$$= \frac{\omega_{ab}^2 \Theta I}{4\pi R} \begin{pmatrix} 0 & -(q_x^2 + q_y^2) & -\zeta q_y q_z \\ q_x^2 + q_y^2 & 0 & \zeta q_x q_z \\ \zeta q_y q_z & -\zeta q_x q_z & 0 \end{pmatrix}, \quad (102)$$

where $\zeta = \omega_c^2/\omega_{ab}^2$ is a small parameter representing anisotropy of the band dispersion in a Q2D metal. The tensor components $\sigma_{zx}^{(a)}$ and $\sigma_{zy}^{(a)}$ in Eq. (102) are small, unless $q_z^2 \gg \zeta^2(q_x^2 + q_y^2)$.

Now we concentrate on the $\sigma_{xy}^{(a)}$ component of the anomalous conductivity tensor (102)

$$\sigma_{xy}^{(a)} = -\Theta(\omega) \frac{\omega_{ab}^2 I(\omega)}{4\pi R(\omega, \mathbf{q})} q_{\parallel}^2, \quad q_{\parallel}^2 = q_x^2 + q_y^2. \quad (103)$$

It was argued in Refs. [31, 33] that the Hall conductivity of a chiral superconductor can be obtained by omitting the last term in the brackets of Eq. (4), which gives $\sigma_{xy}^{(a)} = \Theta(\omega)$. However, Eq. (103) shows that the systematic integration out of the superconducting phase Φ produces a different expression for $\sigma_{xy}^{(a)}$, which differs from $\Theta(\omega)$ by the additional factor proportional to q_{\parallel}^2 . This factor involves the in-plane wave vector of the electromagnetic field and, in the appropriate limit, makes $\sigma_{xy}^{(a)}$ vanish when $q_{\parallel}^2 \rightarrow 0$. This fact reflects the cancellation of the Hall effect [34] for a uniform (in the plane) system discussed in Sec. I. Equation (103) is the central result of our paper and will be used in Sec. VII to estimate the observable Kerr effect. At low frequencies $\omega \ll \Delta_0$, where $I \approx 1$, Eq. (103) agrees with the corresponding results of Refs. [25, 28]. However, at higher frequencies $\omega \geq \Delta_0$, the function $I(\omega)$ exhibits the non-trivial frequency dependence shown in Fig. 3. This behavior originates from the tendency to cancel between the current-current Q_{kl} and current-density $Q_{k0}^{(s)}$ polarization functions in Eq. (81). Thus, it is essential to take $Q_{k0}^{(s)}$ into account at high frequencies (see discussion in Sec. V C).

Let us discuss Eq. (103) in different limits. First, we consider the static limit $\omega = 0$, set $q_z = 0$, and then take $q_{\parallel} \rightarrow 0$. Using Eqs. (72) and (91), we see that q_{\parallel}^2 cancels out, and we find that $\sigma_{xy}^{(a)} = e^2/2hd$, which is reminiscent of the quantum Hall effect [14, 31, 33]. However, this formally calculated value does not correspond to an observable dc Hall effect. The static limit describes the system in thermodynamic equilibrium, where an applied electric field causes an inhomogeneous equilibrium redistribution of the electron density. As a result of the nonzero Cooper-pair angular momentum, the inhomogeneous electron density produces the equilibrium magnetization current Eq. (87). However, the total magnetization current flowing through any cross section of

the sample, including the bulk and the edges, is zero, because the current is solenoidal. Therefore, the total current measured by an ammeter is zero. Thus, the formally calculated $\sigma_{xy}^{(a)}$ does not represent a measurable Hall effect [65].

The experimentally relevant limit is the dynamic limit with $\omega \neq 0$ and small \mathbf{q} . Taking this limit in Eq. (103) and using Eqs. (91) and (82), we find

$$\sigma_{xy}^{(a)} = \Theta(\omega) \frac{v_F^2 q_{\parallel}^2}{2\omega^2}, \quad (104)$$

where v_F is the in-plane Fermi velocity. Equation (104) gives the ac Hall conductivity, where the frequency dependence of $\Theta(\omega)$ is given by Eqs. (72) and (73). Equation (104) differs from the expression $\sigma_{xy}^{(a)} = \Theta(\omega)$ obtained in the previous papers [31, 33] by the small factor $v_F^2 q_{\parallel}^2/2\omega^2$.

D. Anomalous effective action and charge response

Equation (88) gives the anomalous effective action as a function of the external electromagnetic field. Transformation of this action to the total field is straightforward by replacing $\tilde{R} \rightarrow R$ [64],

$$\begin{aligned} S_{\text{eff}}^{(a)} &= -i \sum_q \Theta(q) \frac{\mathbf{W}(q) \cdot \mathbf{E}^{\text{tot}}(q)}{R(q)} B_z^{\text{tot}}(-q) \\ &\approx i \frac{v_F^2}{2} \sum_q \Theta(\omega) \frac{[\mathbf{q} \cdot \hat{\mathbf{n}} \cdot \mathbf{E}^{\text{tot}}(q)] B_z^{\text{tot}}(-q)}{\omega^2 - v_F^2 (\mathbf{q} \cdot \hat{\mathbf{n}} \cdot \mathbf{q})/2}. \end{aligned} \quad (105)$$

The difference between Eqs. (88) and (105) is that the former involves the gapped plasmon modes represented by \tilde{R} (44) in the denominator, whereas the latter involves the acoustic modes of the superconducting phase represented by R (91). This difference occurs because the two effective actions are written using the screened and unscreened electric fields, whereas the magnetic field is not screened by the internal Coulomb potential. For small \mathbf{q} and high ω , this difference amounts to using $R \approx Q_{00}\omega^2$ vs $\tilde{R} \approx Q_{00}[\omega^2 - \omega_{ab}^2 (\mathbf{q} \cdot \hat{\mathbf{n}} \cdot \mathbf{q})/q^2]$, where the last term represents the momentum-dependent plasma frequency. The effective action is also discussed in Appendix C.

By taking a variational derivative of the action (105) with respect to the total field A_0^{tot} , we find the anomalous electric charge induced by the magnetic field [66],

$$\delta\rho^{(a)} = -\frac{\omega_{ab}^2}{4\pi} \frac{\Theta I}{R} (\mathbf{q} \cdot \hat{\mathbf{n}} \cdot \mathbf{q}) B_z^{\text{tot}}. \quad (106)$$

In the static limit, Eq. (106) reads

$$\delta\rho^{(a)} = -s_{xy} \frac{e^2}{2hdc} B_z^{\text{tot}}. \quad (107)$$

Equation (107) was derived earlier in Refs. [27, 29] and was mentioned in Sec. I. It is reminiscent of the Štreda

formula for the quantum Hall effect [67]. However, at high frequencies, Eq. (106) shows that the induced electric charge is significantly reduced relative to the static limit (107)

$$\delta\rho^{(a)} = s_{xy} \frac{e^2}{2hdc} I(\omega) \frac{v_F^2 (\mathbf{q} \cdot \hat{\mathbf{n}} \cdot \mathbf{q})}{2\omega^2} B_z^{\text{tot}}. \quad (108)$$

It is instructive to calculate how much electric charge would be induced by the static magnetic field of one superconducting vortex. If we take an integral $\int dx dy$ of Eq. (107), the left-hand side gives us the total induced electric charge, and the right-hand side gives the total magnetic flux. Taking the latter to be one superconducting flux quantum $\phi_0 = hc/2e$, we find that the total induced electric charge in a vortex δQ_{vortex} is

$$\delta Q_{\text{vortex}} = -s_{xy} \frac{e}{4} \quad (109)$$

per layer, i.e., the superconducting vortex has a fractional electric charge. Equation (109) was obtained by Goryo [27], who also pointed out that a vortex has a fractional angular momentum. However, the anomalous induced charge (109) would be screened by the conventional screening mechanism [66], and its experimental measurement may be challenging. It should be emphasized that the charge density (107) is not concentrated in the vortex core at the coherence length, but extends to the London penetration length, where the magnetic field is present. A possible experiment for detection of the anomalous induced electric charge is discussed in Sec. VII B.

VII. EXPERIMENTAL IMPLICATIONS

A. Polar Kerr effect experiment

In this section, we apply the derived theoretical results to the interpretation of the Kerr effect measurements [3]. We use the relationship between the Hall conductivity σ_{xy} and the Kerr angle θ_K as presented in Appendix D.

First, we briefly discuss the estimates of the polar Kerr angle in the previous literature [31, 33], where the formula $\sigma_{xy}^{(a)} = \Theta(\omega)$ was used without the additional factor appearing in Eq. (104). To estimate the Kerr angle, Ref. [31] implicitly assumed that the refraction coefficient n is real by using the value $n(n^2 - 1) = 3$ quoted in Ref. [3] and expressed θ_K in terms of σ_{xy}'' via Eq. (D2). The theoretical estimate given in Ref. [31] is $\theta_K \approx 230$ nrad, which is of the same order of magnitude as the experimental value of 65 nrad [3]. In Ref. [33], a more detailed estimate was presented, using Eq. (D4) for the refraction coefficient n and discussing different limits $\omega > \omega_p$ and $\omega < \omega_p$. However, the factor ϵ_∞ was overlooked in Ref. [33] as well as the presence of the real part $\sigma_{xy}'(\omega)$, which gives the primary contribution to θ_K for $\omega < \omega_p$ (see Appendix D). Overall, the numerical estimate of θ_K given in Ref. [33] is of the same order of magnitude as in Ref. [31].

However, as discussed in Sec. I, Refs. [31] and [33] did not take into account the self-consistent dynamics of the superconducting phase Φ and, thus, missed the additional factor in Eq. (104), which makes the Hall conductivity dependent on the wave vector q_{\parallel} . In this case, strictly speaking, one cannot use the equations for θ_K presented in Appendix D, because they were derived for the normally-incident infinite plane wave with $q_{\parallel} = 0$. However, as shown in Fig. 1, the experiment [3] was performed with a tightly focused Gaussian laser beam, which has nonzero Fourier components with $q_{\parallel} \neq 0$. Solving the boundary value problem for a reflection of a finite-size Gaussian beam from a chiral superconductor and determining the Kerr angle for polarization rotation is a complicated problem, that is beyond the scope of this paper. Nevertheless, to make a crude estimate of the Kerr angle, we can use the equations from Appendix D and the Hall conductivity given by Eq. (104) with the replacement $q_{\parallel} \rightarrow 1/l$, where l is the typical transverse size of the Gaussian beam (see Fig. 1). Taking into account that $\omega = c|\mathbf{q}|$, where the wave vector $|\mathbf{q}| = 2\pi/\lambda$ is related to the wavelength of light λ , we can roughly estimate the Hall conductivity in Eq. (104) as

$$\sigma_{xy} \sim \Theta(\omega) \left(\frac{v_F}{c}\right)^2 \left(\frac{\lambda}{l}\right)^2. \quad (110)$$

Using the values $v_F = 5.5 \times 10^4$ m/s for the γ sheet of the Fermi surface [10], $c = 3 \times 10^8$ m/s, $\lambda = 1.55 \mu\text{m}$, $l \sim 25 \mu\text{m}$ [3], and $\Delta_0 = 0.8$ meV [20] in Eqs. (D7) and (110), we estimate the Kerr angle to be $\theta_K \sim 10^{-14}$ rad. This estimate for θ_K is about 6 orders of magnitude smaller than the experimental value of 65 nrad. The strong suppression of the Kerr angle relative to the previous estimate originates primarily from the small relativistic factor $(v_F/c)^2$ in Eq. (110).

In the rest of this section, we speculate about possible ways of resolving the discrepancy between the theory and experiment. As discussed in Sec. I, the general arguments of Ref. [43] show that the intrinsic Hall conductivity should vanish for a spatially homogeneous uniform system. One way to break the translational symmetry is by taking into account the finite size l of the laser beam. Then, inevitably, the Kerr angle acquires a dependence on l as shown in Eq. (5), which is a very robust theoretical result. This proportionality relation should be checked experimentally.

Although the dependence on l introduces a small factor, there may be mechanisms for enhancement of the response of the system, which may compensate for this additional smallness. One possibility is a resonance with the plasma modes. Equation (87) shows that the magnetization current is produced by the gradients of electron density. Therefore, the problem of the chiral current calculation reduces to how much electron charge is induced on the surface of a crystal by the inhomogeneous laser beam. The continuity of the electric field lines in a Gaussian beam in vacuum requires that the electric field components E_z must be present at the periphery of the

beam, even though the electric field is nominally polarized along E_x at the center of the beam. This is well known for the fiber-optics modes, which have similarities with the Gaussian mode in vacuum [68]. When the Gaussian beam hits the sample (see Fig. 1), the E_z components induce electric charges of opposite signs on the two sides of the beam in the x direction, which induce the electric current $j_y \propto q_x E_z$ according to Eq. (87). The induced electric current j_y generates a magnetic field B_x and a reflected electromagnetic wave with the E_y polarization. Taking into account that $E_z \propto (q_{||}/|q|)E_x$, we obtain the same result as in Eq. (104). However, because the external electric field E_z directly couples to the induced electron charge, the response of the system would be enhanced by the factor $\alpha^{(d)}(\omega, \mathbf{q})$ in Eq. (68) when the frequency of light ω is in resonance with one of the plasma modes. As discussed in Appendix D, the experimental frequency ω is in between the upper and lower plasma frequencies $\omega_{ab} > \omega > \omega_c$ and, thus, ω can be in resonance with one of the plasma modes (46) for some vector \mathbf{q} . Besides, because of the boundary at $z = 0$ between the sample and vacuum, it may be necessary to solve for the plasma modes more accurately by taking into account the surface plasmons as well.

Another reason for the discrepancy in the magnitude of the Kerr effect may be the idealization of our theoretical model. Indeed, we considered the electromagnetic response of a clean superconductor in the presence of particle-hole symmetry. Within this model, Eqs. (A1)–(A4) for the response kernels are written assuming momentum conservation for the electrons. A more realistic model has to take into account the effect of impurities, in which case the momentum conservation does not hold. Indeed, one of the reasons for smallness of θ_K within our model can be traced back to the cancellation of the two terms in Eq. (81) at high frequencies. As a result, the right-hand side of Eq. (81) is small in the parameter $(\Delta_0/\hbar\omega)^2 \sim 10^{-6}$. If we take into account impurities, the complete cancellation in Eq. (81) might not hold, and the estimate for θ_K would be significantly larger. Indeed, in the derivation of this equation, we assumed that the paramagnetic kernel $Q_{kl}^{(2)}$ given in Eq. (A2) vanishes in the dynamic limit ($\omega \neq 0$ and $\mathbf{q} \rightarrow 0$). However, it is well known from the classic paper by Mattis and Bardeen [69] that $Q_{kl}^{(2)}$ does not vanish when impurity scattering is taken into account. This term plays a significant role by taking away some spectral weight from the London-Meissner supercurrent, which makes the superconducting gap visible in optical measurements. For Sr_2RuO_4 , this fact was experimentally confirmed in Ref. [70], which found that the superfluid density at $T = 0$ is reduced by 22%. Therefore, the cancellation in Eq. (81) in the presence of disorder should be investigated in a future theoretical work.

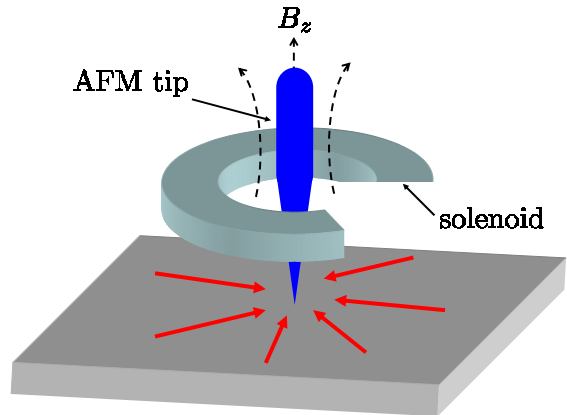


FIG. 4: (color online). Schematic setup of a proposed experiment to measure the electric charge induced by a magnetic field perpendicular to the layers in Sr_2RuO_4 , as given by Eq. (107). A current in the solenoid or the coil produces a magnetic field B_z inducing an electric charge at the center, which is carried by the radial currents shown by the arrows. The induced charge is detected by the AFM tip.

B. Proposed experiments

As discussed in Sec. VID, the magnetic field component B_z applied perpendicular to the conducting planes of Sr_2RuO_4 is expected to induce an electric charge. The effect is stronger in the static limit than in the dynamic limit. In this section, we propose a conceptual experiment to verify this effect. The schematic experimental setup is shown in Fig. 4. A miniature solenoid or a coil carrying electric current creates a magnetic field with the B_z component. The current and the magnetic field are modulated at a low frequency (a few kilohertz), so that the quasistatic formula (107) is applicable [71], but the lock-in measurements are enabled. The slowly alternating magnetic field B_z induces an alternating electric charge near the center of the coil, which is produced by the radial alternating currents, shown by the arrows in Fig. 4. The induced electric charge is detected by a sensitive atomic force microscope (AFM) tip, shown as the pointed vertical object in Fig. 4. The AFM tip should be made from a nonmagnetic but highly electrical polarizable material to reduce the response to magnetic fields and enhance the response to the electric charge. To increase sensitivity, measurements should be performed at the lock-in frequency of the current in the coil. The difference of the signals above and below the superconducting transition temperature should be taken in order to subtract the background effects. A noticeable increase of the signal below T_c would signify the observation of the effect. Then, the measurements can be performed at different locations on the sample. If a superconducting domain of the opposite chirality is found, the effect would change sign, i.e., the sign of the induced electric

charge would change vs the sign of the applied magnetic field. It may be possible to map out the chiral domain boundaries in this way, assuming that the domains are sufficiently static and do not fluctuate in time too fast.

VIII. CONCLUSIONS

In this paper, we studied the electromagnetic response of a Q2D chiral $p_x + ip_y$ superconductor, such as Sr_2RuO_4 . By integrating out the superconducting phase Φ , we obtained the gauge-invariant effective action of the system in an electromagnetic field. Besides the well-known conventional terms, this action also contains an anomalous chiral term, which breaks the time-reversal symmetry. Instead of the Chern-Simons-type term (1), discussed in the earlier literature [14, 30, 31], the gauge-invariant anomalous effective action (105) contains a product of the electric and magnetic fields. This is rather unusual situation, and the modified Chern-Simons-type term (105) leads to a number of interesting effects.

By taking variations of the anomalous effective action with respect to the electromagnetic potentials A^μ , we obtained the anomalous charge and current responses of the system. We found that the transverse chiral response couples to the collective plasma modes, while the anomalous charge response manifests itself as the electric charge induced by the magnetic field B_z perpendicular to the conducting layers of Sr_2RuO_4 . In Sec. VII B, we proposed an experiment for the detection of this charge. The effect is stronger in the static case than at high frequencies.

The anomalous current response manifests itself as the intrinsic Hall effect, i.e., the existence of the antisymmetric Hall conductivity $\sigma_{xy} = -\sigma_{yx}$ in the absence of an external magnetic field. In the static case, it is a formal consequence of the magnetization current $\mathbf{j} = \nabla \times \mathbf{M}$ (the Mermin-Muzikar current [32]) in the presence of an inhomogeneous electron density induced by an electric field. Because the Cooper pairing takes place with the angular momentum $L_z = \pm\hbar$, the variation of electron density causes a variation of magnetization. However, the equilibrium magnetization currents, obtained in the static limit, are solenoidal and cannot be directly measured in the transport experiments. In the dynamic limit, our calculations show that the magnetization current is greatly reduced by the parameter $(\Delta_0/\omega)^2$. In addition to the magnetization current, there is also an anomalous polarization current, which originates from the motion of the electric charges induced by the magnetic field B_z . Both the magnetization and polarization currents are of the same order and are suppressed at high frequencies.

We found that the calculated Hall conductivity is proportional to q_{\parallel}^2 , where q_{\parallel} is the in-plane wave vector of the electromagnetic wave. This is an interesting result, which follows from the cancelation of the electric field by the supercurrent. The latter was not taken into account in the previous papers [31, 33]. As a result, we found that the Kerr angle θ_K should depend on the transverse size l of the laser beam (see Fig. 1) according to Eq. (5). Within the considered model here (a clean superconductor in the presence of particle-hole symmetry), we found that the overall magnitude of the Kerr angle is much smaller than experimentally observed in Ref. [3]. We pointed out two possible reasons for this discrepancy: coupling to the plasma resonances and the effect of impurity scattering. In the presence of impurities, the quasi-particle momentum is not conserved, and the results of our calculations would change significantly. We conclude that, in order to understand the experiment [3], it is necessary to take into account the effect of disorder.

Note added. Recently, a preprint by Roy and Kallin (Ref. [72]) appeared, in which similar results were found using a somewhat different approach.

Acknowledgments

This work was supported by the Joint Quantum Institute Postdoctoral Fellowship (RML) and Graduate Assistantship (PN). The authors (RML and VMY) acknowledge the hospitality of the Kavli Institute for Theoretical Physics, Santa Barbara (supported by the National Science Foundation under Grant No. PHY05-51164), where a part of this work was done during the Miniprogram “ Sr_2RuO_4 and Chiral p -wave Superconductivity.” We would like to thank A. Kapitulnik, C. Kallin, S. Das Sarma, H. D. Drew, V. P. Mineev, A. Goldman, C. Nayak, M. Stone, R. Roy, L. Cywinski, E. Hwang, E. Rossi, S. Tewari, and J. Xia for stimulating discussions.

APPENDIX A: POLARIZATION FUNCTIONS

In this appendix, we present analytical expressions for the correlation functions given by Eqs. (24)–(29) and generalized to the 3D case as explained in Sec. II F. After calculating the Matsubara sums and performing the analytical continuation to the real frequency, we find the following expressions for the finite-temperature causal polarization functions

$$Q_{00} = -\frac{e^2}{2} \int \frac{d^3p}{(2\pi)^3} \left[\left(1 + \frac{\xi_+ \xi_- - \Delta_+ \Delta_-}{E_+ E_-} \right) \left(\frac{1}{E_+ - E_- + \omega + i\delta} + \frac{1}{E_+ - E_- - \omega - i\delta} \right) [f(E_-) - f(E_+)] \right. \\ \left. + \left(1 - \frac{\xi_+ \xi_- - \Delta_+ \Delta_-}{E_+ E_-} \right) \left(\frac{1}{E_+ + E_- + \omega + i\delta} + \frac{1}{E_+ + E_- - \omega - i\delta} \right) [1 - f(E_-) - f(E_+)] \right], \quad (\text{A1})$$

$$Q_{kl}^{(2)} = -\frac{e^2}{2} \int \frac{d^3p}{(2\pi)^3} v_k v_l \left[\left(1 + \frac{\xi_+ \xi_- + \Delta_+ \Delta_-}{E_+ E_-} \right) \left(\frac{1}{E_+ - E_- + \omega + i\delta} + \frac{1}{E_+ - E_- - \omega - i\delta} \right) [f(E_-) - f(E_+)] \right. \\ \left. + \left(1 - \frac{\xi_+ \xi_- + \Delta_+ \Delta_-}{E_+ E_-} \right) \left(\frac{1}{E_+ + E_- + \omega + i\delta} + \frac{1}{E_+ + E_- - \omega - i\delta} \right) [1 - f(E_-) - f(E_+)] \right], \quad (\text{A2})$$

$$Q_{k0}^{(s)} = -\frac{e^2}{2} \int \frac{d^3p}{(2\pi)^3} v_k \left[\left(\frac{\xi_+}{E_+} - \frac{\xi_-}{E_-} \right) \left[\frac{1}{E_+ + E_- + \omega + i\delta} - \frac{1}{E_+ + E_- - \omega - i\delta} \right] [1 - f(E_-) - f(E_+)] \right. \\ \left. + \left(\frac{\xi_+}{E_+} + \frac{\xi_-}{E_-} \right) \left(\frac{1}{E_+ - E_- + \omega + i\delta} - \frac{1}{E_+ - E_- - \omega - i\delta} \right) [f(E_-) - f(E_+)] \right], \quad (\text{A3})$$

$$Q_{k0}^{(a)} = \frac{ie^2}{2} \int \frac{d^3p}{(2\pi)^3} v_k \frac{(p_x q_y - p_y q_x) \Delta_x \Delta_y}{E_+ E_-} \left[\left(\frac{1}{E_+ + E_- + \omega + i\delta} + \frac{1}{E_+ + E_- - \omega - i\delta} \right) [1 - f(E_-) - f(E_+)] \right. \\ \left. - \left(\frac{1}{E_+ - E_- + \omega + i\delta} + \frac{1}{E_+ - E_- - \omega - i\delta} \right) [f(E_-) - f(E_+)] \right]. \quad (\text{A4})$$

The notation is explained after Eq. (24), and the integration over p_z runs from $-\pi/d$ to π/d . Here, $f(E)$ is the Fermi distribution function. The diamagnetic term $Q_{kj}^{(1)}$ is given by Eq. (39).

Dispersion of this mode is determined by setting the determinant of the matrix M to zero,

$$\text{Det}(M) = M_{11}M_{22} - M_{21}M_{12} = 0. \quad (\text{B3})$$

APPENDIX B: COLLECTIVE MODES

An alternative way of deriving the collective modes [40] is to set $A^\mu = 0$ in Eq. (23) and study the dynamics of the internal scalar potential $\varphi(q)$ coupled with the superconducting phase $\Phi(q)$. After an analytical continuation to the real frequencies, the effective action becomes

$$S_{\text{eff}}(\Phi, \varphi) = \frac{1}{2} \sum_q \left(\frac{1}{2e} \Phi(q), \varphi(q) \right) \begin{pmatrix} M_{11} & M_{12} \\ M_{21} & M_{22} \end{pmatrix} \begin{pmatrix} \frac{1}{2e} \Phi(-q) \\ \varphi(-q) \end{pmatrix}. \quad (\text{B1})$$

Here, the matrix elements are

$$M_{11} = Q_{kl} q_k q_l + Q_{00} \omega^2 + (Q_{0k} + Q_{k0}) \omega q_k, \quad (\text{B2}) \\ M_{22} = V(\mathbf{q})^{-1} - Q_{00}, \quad M_{12} = -M_{21} = -[Q_{00} \omega + Q_{k0} q_k].$$

This equation is the same as the equation $\tilde{R} = 0$ with \tilde{R} given by Eq. (44).

APPENDIX C: ALTERNATIVE DERIVATION OF THE EFFECTIVE ACTION

In this appendix, we give a simplified alternative derivation of the effective action for a chiral superconductor after elimination of the superconducting phase Φ . This derivation is more transparent and easier to compare with the effective actions discussed in Refs. [14, 25, 26, 28, 29].

The starting point is the effective action (23), which is explicitly written below in the tensor components

$$S = \frac{1}{2} \sum_q Q_{00} \left(A_0 - \frac{i\omega}{2e} \Phi \right) \left(A_0 + \frac{i\omega}{2e} \Phi \right) + Q_{kl} \left(A_k - \frac{iq_k}{2e} \Phi \right) \left(A_l + \frac{iq_l}{2e} \Phi \right) + 2Q_{k0} \left(A_0 - \frac{i\omega}{2e} \Phi \right) \left(A_k + \frac{iq_k}{2e} \Phi \right). \quad (\text{C1})$$

Here, in the spirit of Sec. VIA, we take the electromag-

netic potentials A^μ to represent the total electromagnetic

field, without separating into the external and internal parts, so we drop the terms with the internal scalar potential φ from Eq. (23). To shorten notation, it is implied in each term of Eq. (C1) that the first dynamical variable has the argument q , e.g., $A_0(q)$, and the second variable has the argument $-q$, e.g., $A_0(-q)$, as in Eq. (23). The effective action (C1) is written using the real frequency ω , as discussed in Sec. V E.

The superconducting phase Φ in Eq. (C1) is the dynamical variable, which should be eliminated by minimizing S with respect to Φ and integrating it out. Before doing so, we shift the variable Φ by introducing a different variable ϕ ,

$$\Phi(q) = \phi(q) + \frac{2e}{i\omega} A_0(q). \quad (\text{C2})$$

Substituting Eq. (C2) into Eq. (C1) and sorting out the obtained terms, we find

$$S = \frac{1}{2} \sum_q Q_{kl} \frac{E_k E_l}{\omega^2} + R \frac{\phi\phi}{(2e)^2} + 2W_k \frac{\phi}{2e} \frac{E_k}{\omega} + 2\Theta \frac{\phi}{2e} i\omega B_z, \quad (\text{C3})$$

where E_k and B_z are the electric and magnetic fields. The first term in Eq. (C3) corresponds to the Drude response of a metal at high frequencies, as in Eq. (97). The second term in Eq. (C3) represents the effective action for the collective variable ϕ , where the function R is given by Eq. (91). The last two terms in Eq. (C3) represent the interaction between the collective variable ϕ and the electromagnetic field. The third term is the conventional one, where the function W_k is given by Eq. (76). The last term corresponds to the anomalous Chern-Simons-type term (1) with the function Θ being given by Eq. (72). Equation (C3) is manifestly gauge-invariant, because it contains only the electric and magnetic fields, rather than the scalar and vector potentials.

The effective action (C3) is quadratic with respect to ϕ . After the elimination of ϕ , we obtain the final result

$$S = \frac{1}{2} \sum_q \left(Q_{kl} - \frac{W_k W_l}{R} \right) \frac{E_k(q) E_l(-q)}{\omega^2} - 2i \frac{\Theta W_k}{R} E_k(q) B_z(-q) - \frac{\omega^2 \Theta^2}{R} B_z(q) B_z(-q). \quad (\text{C4})$$

The first term in Eq. (C4) represents the conventional contribution to the effective action discussed in Sec. VIB. The second term is the chiral anomalous term (105) representing the modification of the Chern-Simons-type term due to the dynamics of the collective variable ϕ . The third term in Eq. (C4) is the double-anomalous nonchiral term, which was briefly mentioned at the beginning of Sec. VB. These terms are discussed in more detail below.

The effective actions similar to Eq. (C4) were obtained for chiral superconductors after integration out of the superconducting phase in Refs. [25, 26, 28]. However, the focus in these papers was on the low-frequency limit, and some terms in the effective action were omitted in this

limit. The high-frequency limit of the effective action, which is relevant for the experiment [3], was not discussed in literature before, except for Ref. [31]. It is remarkable that, in the high-frequency limit, all three different functions Θ , \mathbf{W} , and $R \approx Q_{00}\omega^2$ are proportional to the same function $I(\omega)$,

$$\Theta(\omega), \mathbf{W}(\omega), Q_{00}(\omega) \propto I(\omega) \propto \frac{\Delta_0^2}{\omega^2}, \quad (\text{C5})$$

as follows from Eqs. (72), (81), (82), and (74). As a consequence of Eq. (C5), the last terms in Eqs. (C4) are proportional to $I(\omega)$ and tend to zero as $(\Delta_0/\omega)^2$ at high frequencies. Only the very first term in Eq. (C4) survives, which represents the Drude response of free electrons at high frequencies. The suppression of the last terms in Eq. (C4) at high frequencies should be expected, because they represent the effect of the chiral superconducting state. In the limit $\Delta_0/\omega \rightarrow 0$, the superconducting effects should vanish, because the low-energy gap Δ_0 cannot affect the high-energy behavior, as discussed in Sec. V C.

By using Eq. (C5), the last double-anomalous term in Eq. (C4) can be written as

$$S^{(aa)} = \frac{e^2}{2\pi d m_e c^2} \sum_q I \frac{B_z(q) B_z(-q)}{8\pi}, \quad (\text{C6})$$

where we restored the dimensional units. Comparing with the action of a free magnetic field in vacuum $\sum_q \mathbf{B}(q) \cdot \mathbf{B}(-q)/8\pi$, we see that Eq. (C6) gives an orbital paramagnetic contribution to the magnetic susceptibility of the system. This contribution is small because of the relativistic factor $e^2/dm_e c^2 \ll 1$ in Eq. (C6). Given that this term is nonchiral and small, we do not pay much attention to the double-anomalous term in the paper.

The first term in Eq. (C4), which involves the product $E_k E_l$, represents the dielectric susceptibility of the system. For small \mathbf{q} , the term proportional to $W_k W_l$ can be omitted. The remaining term proportional to Q_{kl} , when combined with the action of a free electric field in vacuum $-\sum_q \mathbf{E}(q) \cdot \mathbf{E}(-q)/8\pi$, gives the the conventional effective action for the electric field in the medium

$$S_E^{(c)} = -\frac{1}{8\pi} \sum_q \mathbf{E}(q) \cdot \overset{\leftrightarrow}{\epsilon} \cdot \mathbf{E}(-q), \quad (\text{C7})$$

where the dielectric permeability tensor $\overset{\leftrightarrow}{\epsilon}$ is given by Eq. (99). If we substitute the internal electric field in the form $\mathbf{E}^{\text{int}} = i\mathbf{q}\varphi$ into Eq. (C7), then we can obtain the equation $\mathbf{q} \cdot \overset{\leftrightarrow}{\epsilon} \cdot \mathbf{q} = 0$ for the spectrum of the collective plasma modes, which is the same as Eq. (46).

The effective action (C4) is manifestly gauge invariant, and the charge and current response functions, discussed in the rest of the paper, can be obtained by taking a variation of this action. The function R (91) in the denominators of Eq. (C4) has zeros at the frequencies of the collective modes of Φ [64]. If it is desirable to directly include the internal Coulomb interaction in the effective action (rather than by using Maxwell's equations), the kernels Q should be replaced by the kernels \tilde{Q} (33) in Eq. (C1) and R should be replaced by \tilde{R} in Eq. (C4).

APPENDIX D: RELATIONSHIP BETWEEN THE POLAR KERR ANGLE AND AC HALL CONDUCTIVITY

In this appendix, we obtain the equations expressing the polar Kerr angle in terms of the ac Hall conductivity (see also Ref. [33]). To simplify the notation, we drop the index (a) from $\sigma_{xy}^{(a)}$.

Let us consider the normal reflection of a linearly polarized electromagnetic plane wave, propagating in the z direction, from the (x, y) surface of a Q2D chiral superconductor. The reflection coefficient $|r|$ and the polar Kerr angle θ_K are given by the following equations [21]

$$|r| = \frac{|n - 1|}{|n + 1|}, \quad (\text{D1})$$

$$\theta_K = \frac{4\pi}{\omega} \text{Im} \frac{\sigma_{xy}}{n(n^2 - 1)}, \quad (\text{D2})$$

where n is the complex refraction coefficient. The refraction coefficient is obtained from the dielectric susceptibility tensor, which has the general form

$$\overleftrightarrow{\epsilon} = \overleftrightarrow{\epsilon}^{(\infty)} + \frac{4\pi i}{\omega} \overleftrightarrow{\sigma}. \quad (\text{D3})$$

Here, the conductivity tensor $\overleftrightarrow{\sigma}$ is given by Eq. (97), and $\overleftrightarrow{\epsilon}^{(\infty)}$ is the background dielectric tensor, which originates from the polarizability of the other, nonconducting bands in the material. For a plane wave with the electric field polarized in the x direction, the appropriate component of the conductivity tensor is σ_{xx} . Then, the corresponding refraction coefficient in Eqs. (D1) and (D2) is

$$n^2 = \epsilon_{xx} = \epsilon_\infty - \frac{\omega_{ab}^2}{\omega^2}, \quad \epsilon_\infty \equiv \epsilon_{xx}^{(\infty)} \geq 1, \quad (\text{D4})$$

where we introduced a shorthand notation ϵ_∞ . Equation (97), derived for an ideal clean superconductor, gives only the reactive imaginary part σ_{xx}'' of conductivity and does not contain the dissipative, real part σ_{xx}' . To keep the presentation simple, here we discuss only the ideal case with $\sigma_{xx}' = 0$, but the consideration can be generalized to include $\sigma_{xx}' \neq 0$. Notice also that Eq. (D2) was derived assuming that the off-diagonal component σ_{xy} of the conductivity tensor is much smaller than the diagonal component σ_{xx} .

The refraction coefficient n in Eq. (D4) vanishes at $\omega = \omega_p$, where ω_p is the so-called plasma edge frequency

$$\omega_p = \omega_{ab} / \sqrt{\epsilon_\infty}. \quad (\text{D5})$$

Equations (D1), (D2), and (D4) have different forms for the frequencies above and below the plasma edge. For

$\omega > \omega_p$, the refraction coefficient n in Eq. (D4) is real, so the reflection coefficient (D1) is $0 < |r| < 1$, i.e., the electromagnetic wave is partially reflected and partially transmitted through the crystal. The polar Kerr angle (D2) is given by the following expression in this case

$$\theta_K = \frac{4\pi\omega^2 \sigma_{xy}''}{\sqrt{\epsilon_\infty\omega^2 - \omega_{ab}^2} [(\epsilon_\infty - 1)\omega^2 - \omega_{ab}^2]}, \quad \omega > \omega_p. \quad (\text{D6})$$

For frequencies $\omega < \omega_p$ below the plasma edge, the refraction coefficient n (D4) is imaginary. In this case, the electromagnetic wave is completely reflected ($|r| = 1$), and the polar Kerr angle (D2) is

$$\theta_K = -\frac{4\pi\omega^2 \sigma_{xy}'}{\sqrt{\omega_{ab}^2 - \epsilon_\infty\omega^2} [(\epsilon_\infty - 1)\omega^2 - \omega_{ab}^2]}, \quad \omega < \omega_p. \quad (\text{D7})$$

Equations (D6) and (D7) show that the Kerr angle is determined by the imaginary part σ_{xy}'' for $\omega > \omega_p$ and by the real part σ_{xy}' for $\omega < \omega_p$. This statement becomes approximate when the dissipative component σ_{xx}' is taken into account, and both the real and imaginary parts of σ_{xy} start to contribute simultaneously to θ_K . In our theory, σ_{xy}' and σ_{xy}'' are proportional to the real and imaginary parts of the function $I(\omega)$ defined in Eqs. (72) and (73). The plots of the real and imaginary parts of $I(\omega)$ are shown in Fig. 3, and their asymptotic expressions are given by Eq. (74) [62].

One can notice that the denominators of Eqs. (D6) and (D7) vanish at certain frequencies, providing resonance enhancement of the Kerr angle θ_K . At the plasma edge frequency $\omega = \omega_p$, the square roots in the denominators of Eqs. (D6) and (D7) vanish. At the frequency $\omega = \omega_{ab} / \sqrt{\epsilon_\infty - 1} > \omega_p$, the denominator of (D6) vanishes, and θ_K changes sign. At this frequency, the reflection coefficient (D1) vanishes because $n = 1$ in Eq. (D4). Of course, in the presence of σ_{xx}' , these singularities will be smeared out.

The optical properties of Sr_2RuO_4 in the normal state were measured in Refs. [58, 59]; however, the main interest was in the electric field polarization along the \mathbf{c} axis. The plasma frequencies $\omega_{ab} = 4.5$ eV and $\omega_c = 0.32$ eV were obtained from the fits of the data, as well as the relaxation rate $\gamma \sim 0.5$ eV. The value $\epsilon_\infty = 10$ was quoted, but for $\mathbf{E} \parallel \mathbf{c}$. In the Kerr effect measurements [3], the frequency of the incoming light was $\omega = 0.8$ eV. This frequency is clearly below the in-plane plasma frequency ω_{ab} and probably lower than ω_p , even for $\epsilon_\infty = 10$. In this limit, the Kerr angle is given by Eq. (D7). However, the effect of the relaxation rate γ , which is comparable with ω , should also be taken into account.

[1] M. Rice, Science **314**, 1248 (2006).

[2] C. Day, Phys. Today **59(12)**, 23 (2006).

- [3] J. Xia, Y. Maeno, P.T. Beyersdorf, M.M. Fejer, and A. Kapitulnik, Phys. Rev. Lett. **97**, 167002 (2006).
- [4] F. Kidwingira, J.D. Strand, D.J. Van Harlingen, and Y. Maeno, Science **314**, 1267 (2006).
- [5] G.M. Luke, Y. Fudamoto, K.M. Kojima, M.I. Larkin, J. Merrin, B. Nachumi, Y.J. Uemura, Y. Maeno, Z.Q. Mao, Y. Mori, H. Nakamura, and M. Sigrist, Nature (London) **394**, 558 (1998).
- [6] G.M. Luke, Y. Fudamoto, K.M. Kojima, M.I. Larkin, B. Nachumi, Y.J. Uemura, J.E. Sonier, Y. Maeno, Z.Q. Mao, Y. Mori, and D.F. Agterberg, Physica B **289–290**, 373 (2000).
- [7] Technically, the experiment [3] also included a quarter-wave plate, which converted the linear polarization into the circular one and back to linear after reflection. This is not essential for our theoretical consideration, because the electromagnetic response can be studied in any polarization basis (linear or circular) and then an appropriate superposition can be taken.
- [8] P.G. Bjornsson, Y. Maeno, M.E. Huber, and K.A. Moler, Phys. Rev. B **72**, 012504 (2005).
- [9] J.R. Kirtley, C. Kallin, C.W. Hicks, E.-A. Kim, Y. Liu, K.A. Moler, Y. Maeno, and K.D. Nelson, Phys. Rev. B **76**, 014526 (2007).
- [10] A. P. Mackenzie and Y. Maeno, Rev. Mod. Phys. **75**, 657 (2003).
- [11] C. Bergemann, A.P. Mackenzie, S.R. Julian, D. Forsythe, and E. Ohmichi, Adv. Phys. **52**, 639 (2003).
- [12] G. Baskaran, Physica B **223–224**, 490 (1996).
- [13] T.M. Rice and M. Sigrist, J. Phys. Condens. Matter **7**, L643 (1995).
- [14] G.E. Volovik, Sov. Phys. JETP **67**, 1804 (1988).
- [15] I. Žutić and I. Mazin, Phys. Rev. Lett. **95**, 217004 (2005).
- [16] K. Ishida, H. Mukuda, Y. Kitaoka, K. Asayama, Z.Q. Mao, Y. Mori, and Y. Maeno, Nature (London) **396**, 658 (1998).
- [17] K. Ishida, H. Mukuda, Y. Kitaoka, Z.Q. Mao, H. Fukazawa, and Y. Maeno, Phys. Rev. B **63**, 060507(R) (2001).
- [18] H. Murakawa, K. Ishida, K. Kitagawa, Z.Q. Mao, and Y. Maeno, Phys. Rev. Lett. **93**, 167004 (2004).
- [19] K. D. Nelson, Z. Q. Mao, Y. Maeno, and Y. Liu, Science **306**, 1151 (2004).
- [20] K. Sengupta, H.-J. Kwon, and V.M. Yakovenko, Phys. Rev. B **65**, 104504 (2002).
- [21] R.M. White and T.H. Geballe, *Long Range Order in Solids* (Academic, New York, 1979), pp. 317, 321.
- [22] Q.P. Li and R. Joynt, Phys. Rev. B **44**, 4720 (1991).
- [23] W. Kim et al. [arXiv:0711.0208 (unpublished)] studied the case where the p_x and p_y components of the superconducting order parameter are mixed with an arbitrary relative phase. They found that σ_{xy} is maximal for the real order parameter $p_x \pm p_y$ and vanishes for the chiral one $p_x \pm ip_y$. However, their calculated conductivity tensor is symmetric $\sigma_{xy} = \sigma_{yx}$, so it does not represent the antisymmetric Hall conductivity ($\sigma_{xy} = -\sigma_{yx}$). The real order parameter $p_x + p_y$ does not break the TRS, but breaks rotational symmetry and creates a preferred direction $\hat{x} + \hat{y}$. The conductivity tensor becomes anisotropic and acquires symmetric off-diagonal components $\sigma_{xy} = \sigma_{yx}$, which, however, does not contribute to the PKE in the experiment (Ref. [3]).
- [24] S.K. Yip and J.A. Sauls, J. Low Temp. Phys. **86**, 257 (1992).
- [25] J. Goryo and K. Ishikawa, Phys. Lett. A **246**, 549 (1998).
- [26] J. Goryo and K. Ishikawa, Phys. Lett. A **260**, 294 (1999).
- [27] J. Goryo, Phys. Rev. B **61**, 4222 (2000).
- [28] B. Horovitz and A. Golub, Phys. Rev. B **68**, 214503 (2003).
- [29] M. Stone and R. Roy, Phys. Rev. B **69**, 184511 (2004).
- [30] A. Furusaki, M. Matsumoto, and M. Sigrist, Phys. Rev. B **64**, 054514 (2001).
- [31] V.M. Yakovenko, Phys. Rev. Lett. **98**, 087003 (2007).
- [32] N.D. Mermin and P. Muzikar, Phys. Rev. B **21**, 980 (1980).
- [33] V.P. Mineev, Phys. Rev. B **76**, 212501 (2007).
- [34] C. Kallin (private communication).
- [35] A similar cancellation happens for the quantum Hall effect (QHE) in the magnetic-field-induced spin-density-wave (FISDW) state in quasi-one-dimensional conductors (Ref. [36] and [37]). When FISDW is pinned and acts as a static potential, it produces the QHE. However, if the FISDW is depinned and is free to slide along the chains, its motion cancels out the QHE. The difference between the FISDW and superconductivity is that the FISDW phase (which represents its translational position) is normally pinned, whereas the superconducting phase Φ is not pinned.
- [36] V.M. Yakovenko and H.-S. Goan, J. Phys. I (France) **6**, 1917 (1996); V.M. Yakovenko, arXiv:cond-mat/0605750 (unpublished).
- [37] V.M. Yakovenko and H.-S. Goan, Phys. Rev. B **58**, 10648 (1998).
- [38] U. Eckern, G. Schön, and V. Ambegaokar, Phys. Rev. B **30**, 6419 (1984).
- [39] A. van Otterlo, D.S. Golubev, A.D. Zaikin, and G. Blatter, Eur. Phys. J. B **10**, 131 (1998).
- [40] S.G. Sharapov, H. Beck, and V.M. Loktev, Phys. Rev. B **64**, 134519 (2001).
- [41] A. Paramekanti, M. Randeria, T.V. Ramakrishnan, and S.S. Mandal, Phys. Rev. B **62**, 6786 (2000).
- [42] G.D. Mahan, *Many-Particle Physics*, 2nd ed. (Plenum, New York, 1990).
- [43] N. Read and D. Green, Phys. Rev. B **61**, 10267 (2000).
- [44] A.J. Leggett, Rev. Mod. Phys. **47**, 331 (1975); **48**, 357 (1976).
- [45] J.R. Schrieffer, *Theory of Superconductivity* (Perseus, Reading, MA, 1999).
- [46] P.I. Arseev, S.O. Loiko, and N.K. Fedorov, Phys. Usp. **49**, 1 (2006).
- [47] I.O. Kulik, O. Entin-Wohlman, and R. Orbach, J. Low Temp. Phys. **43**, 591 (1981).
- [48] Y. Zha, K. Levin, and D.Z. Liu, Phys. Rev. B **51**, 6602 (1995).
- [49] H.A. Fertig and S. Das Sarma, Phys. Rev. Lett. **65**, 1482 (1990); E.H. Hwang and S. Das Sarma, Phys. Rev. B **52**, R7010 (1995).
- [50] J.W. Negele and H. Orland, *Quantum Many-Particle Systems* (Perseus, Reading, MA, 1998).
- [51] A.V. Svidzinskii, *Space-Inhomogeneous Problems of Superconductivity* (Nauka, Moscow, 1982).
- [52] The Euclidean structure of the imaginary-time action (10) suggests the substitution $A_0(t, \mathbf{r}) \rightarrow iA_0(\tau, \mathbf{r})$ for the time-like component of the electromagnetic field in Eqs. (11) and (12). As a consequence, the electric field is transformed as $\mathbf{E}(t, \mathbf{r}) \rightarrow i\mathbf{E}(\tau, \mathbf{r})$, whereas the magnetic field \mathbf{B} does not change. After the evaluation of

- the functional integrals and analytical continuation from the Matsubara to real frequencies, we transform A_0 and \mathbf{E} back. As a result, the factors i in Eqs. (23) and (32) disappear.
- [53] P. Ao, D.J. Thouless, and X.-M. Zhu, *Mod. Phys. Lett. B* **9**, 755 (1995).
- [54] Strictly speaking, the last term in Eq. (15) acquires the shown momentum structure only after averaging over ψ . The momentum structure of this term should be understood symbolically.
- [55] I. Kosztin, Q. Chen, Y.-J. Kao, and K. Levin, *Phys. Rev. B* **61**, 11662 (2000).
- [56] P.J. Hirschfeld and D. Einzel, *Phys. Rev. B* **47**, 8837 (1993).
- [57] E. Hwang and S. Das Sarma, *Int. J. Mod. Phys. B* **12**, 2769 (1998).
- [58] T. Katsufuji, M. Kasai, and Y. Tokura, *Phys. Rev. Lett.* **76**, 126 (1996).
- [59] M.G. Hildebrand, M. Reedyk, T. Katsufuji, and Y. Tokura, *Phys. Rev. Lett.* **87**, 227002 (2001).
- [60] R.V. Carlson and A.M. Goldman, *Phys. Rev. Lett.* **31**, 880 (1973).
- [61] L.D. Landau and E.M. Lifshitz, *Electrodynamics of Continuous Media*, 2nd ed. (Pergamon, Oxford, 1984).
- [62] The asymptotic expressions (74) for the real and imaginary parts of $\Theta(\omega)$ are the same as obtained in Eqs. (21) and (23) of Ref. [31]. The first line of the latter equation gives the real part of $\Theta(\omega)$ when the relaxation rate is set to zero: $\gamma \rightarrow 0$.
- [63] J. Goryo and K. Ishikawa, *J. Phys. Soc. Jpn.* **67**, 3006 (1998).
- [64] The equation $R(\omega, \mathbf{q}) = 0$ gives the acoustic dispersion relation for the collective modes of the superconducting phase Φ without taking into account the internal Coulomb interaction. Indeed, in the limit of small \mathbf{q} and small ω , using Eqs. (65) and (40) and neglecting $Q_{kl}^{(2)}$ and $Q_{0k}^{(s)}$, we find that $R(\omega, \mathbf{q}) \propto [\omega^2 - (v_F^2/2)(\mathbf{q} \cdot \hat{\mathbf{n}} \cdot \mathbf{q})]$.
- [65] A careful calculation using the chiral Ginzburg-Landau theory (Ref. [30]) for the bulk and for the edges shows that there may be a very small non-zero dc Hall effect in a $p_x + ip_y$ superconductor.
- [66] The anomalous induced charge $\delta\rho^{(a)}$ in Eq. (106) is different from the anomalous induced charge $\delta\tilde{\rho}^{(a)}$ in Eqs. (77) and (79). The latter was obtained by taking a variation with respect to A_0^{ext} , as opposed to A_0^{tot} . The charge $\delta\rho^{(a)}$ is the unscreened charge that appears as a source in the right-hand side of Maxwell's equations, whereas the charge $\delta\tilde{\rho}^{(a)}$ is the screened anomalous charge, which takes into account the conventional screening mechanism.
- [67] P. Štreda, *J. Phys. C* **15**, L717 (1982).
- [68] D. Meschede, *Optics, Light and Lasers*, 2nd ed. (Wiley, Weinheim, 1990).
- [69] D.C. Mattis and J. Bardeen, *Phys. Rev.* **111**, 412 (1958).
- [70] R.J. Ormeno, M.A. Hein, T.L. Barraclough, A. Sibley, C.E. Gough, Z.Q. Mao, S. Nishizaki, and Y. Maeno, *Phys. Rev. B* **74**, 092504 (2006).
- [71] Expression (107) does not include the effects of electrostatic screening. Therefore, it should be understood as an upper limit for the charge estimate. However, at the surface of a superconductor electrostatic screening is less effective than in the bulk, and this estimate should provide a reasonable magnitude for the effect.
- [72] R. Roy and C. Kallin, arXiv.org:0802.3693 (unpublished).