

Observer dependence of the quasi-local energy and momentum in Schwarzschild space-time

P. P. Yu and R. R. Caldwell

Dartmouth College, Hanover, NH 03755 USA
(Dated: June 22, 2022)

The observer dependence of the quasi-local energy (QLE) and momentum in the Schwarzschild geometry is illustrated. Using the Brown-York prescription, the QLE is obtained for families of non-geodesic and geodesic observers penetrating the event horizon. The QLE measured by a static observer at a radius outside the horizon radius is interpreted in terms of a work required to construct the Schwarzschild geometry, whereas the QLE for a radially geodesic observer field freely-falling from infinity is shown to vanish. Results are compared to the Liu-Yau quasi-local energy in the same settings. Finally, a simple relation for the dynamics of the quasi-local momentum density for a geodesic observer field is noted.

I. INTRODUCTION

There has been rising interest in studying the quasi-local energy (QLE) inside the event horizon of the Schwarzschild geometry [1, 2]. However, the absence of physical, static observers on the interior, as exist on the exterior, has prevented a simple passage of QLE across the horizon. The alternative is then to identify families of non-static, non-geodesic and geodesic observers that can actually penetrate the horizon smoothly and measure the QLE. This is the main focus of the present work. It is hoped that this note can bring to the ongoing discussion a somewhat different perspective.

It is well-known that the quasi-local energy is observer dependent [3]. Take the Brown-York QLE for example, a family of prescribed observers { interchangeably referred to as an observer field { on the closed, orientable, space-like 2-surface, S , as embedded in a space-like hypersurface in the space-time manifold M . To measure the quasi-local energy E associated with S , set up their frame fields and evaluate the trace of the mean curvature of S as embedded in M at their respective locations. Among a sea of available observers in a space-time, the most physically meaningful ones are the observer fields that are static and those that are geodesic. In the Schwarzschild space-time, no static observer fields can enter the event horizon; on the other hand, there do exist geodesic observer fields that can cross the event horizon. Hence, to use one observer field as a probe to measure the quasi-local energy in the Schwarzschild space-time, the best candidates would be a non-static, observer field that penetrates the horizon or a geodesic observer field.

The Brown-York quasi-local energy measured by the above two kinds of observer fields in the Schwarzschild geometry are examined in this article. Generalizations to other spherically symmetric space-times should be straightforward. A simple observation regarding the dy-

namics of the relative quasi-local momentum density in a geodesic observer field is also presented.

The Liu-Yau quasi-local energy [4] in the Schwarzschild space-time is also considered. Since the construction of the physical part of the Liu-Yau QLE employs a codimension 2 embedding of S , it is independent, in the exterior of the horizon, of the choice of observer field. However, the Liu-Yau QLE becomes invalid in the interior since the mean curvature vector of S in M becomes time-like, violating one of its defining hypotheses.

The structure of this article is as follows. An expeditious review of the fundamentals of the Schwarzschild and Kruskal space-times is given in Sec. II. Static and non-static, non-geodesic observer fields are used in the study in Sec. III, whereas the case of a geodesic observer field is presented in Sec. IV. Physical interpretations of the results are summarized in Sec. V.

II. A REVIEW OF DEFINITIONS

Collected here are some necessary definitions and facts that are frequently referred to throughout the article. Hence, notations and terminology are unified in a consistent fashion, at the outset. Details can be found in Ref. [5], for example.

Given the warped product $W = P \times_r S^2$, where $P = \mathbb{R}^1 \times (\mathbb{R}^+ \text{ pt})$, on which the Schwarzschild co-ordinate functions $p = (t; r) \in F(P; \mathbb{R}^1 \times \mathbb{R}^+)$ are defined, and S^2 is the unit 2-sphere, W is Ricci flat and asymptotically Minkowski if and only if P is furnished a metric, in the co-ordinate system $(p; p)$, $g_p = h(r)dt^2 + dr^2 = h(r)$, where $h(r) = 1 - 2M/r$, with $M \in \mathbb{R}$ an arbitrary constant. The Schwarzschild space-time, for $M > 0$, contains two connected components, namely its exterior $N = P_I \times_r S^2$, where $P_I = p^{-1}(\mathbb{R}^1 \times (2M; +\infty))$, and its interior $B = P_{II} \times_r S^2$, where $P_{II} = p^{-1}(\mathbb{R}^1 \times (0; 2M))$, each equipped with the metric g_p . The Schwarzschild spherical co-ordinate system $x = p \circ s$ on $N \cup B$ consists of the product of p on P and $s = (\#; ')$ on S^2 , with the understanding that the poles are not covered.

The Schwarzschild space-time is denoted as the ordered triple $(M; g; D)$, where $M = N \cup B$, $g = g_B + r^2 g_S$, with g_S the standard metric on S^2 , and D is the Levi-Civita connection of g .

It is also quoted here, for reference, some basics of the Kruskal space-time that are useful in the following section. The Kruskal plane Q is obtained by joining the two connected components P_I and P_{II} via a diffeomorphism $f: \mathbb{R}^+ \rightarrow (2M - \epsilon; +1)$ by $f(r) = (r - 2M)e^{\frac{r}{2M} - 1}$, $M > 0$. In terms of the Kruskal null co-ordinate functions $k = (u; v) \in F(\mathbb{R}^2; \mathbb{R})$ on the $u-v$ plane, $Q = k^{-1} f(u; v) \in \mathbb{R}^2 : uv > 2M - \epsilon$. The Schwarzschild co-ordinate functions $p = (t; r)$ on Q become $t(u; v) = 2M \log v = u \log Q - Q \log H$, where $Q_H = k^{-1}(f(u; v) \in k(Q) : uv = 0g)$, and $r(u; v) = f^{-1}(uv)$ on Q . Thus, the metric on Q reads $g_Q = F(r)(du^2 + dv^2)$, where $F(r) = \frac{8M^2}{r} e^{1 - \frac{r}{2M}}$, $8r \in \mathbb{R}^+$. The Kruskal space-time, which is inextendible and incomplete, is the warped product $K = Q \times S^2$, equipped with the metric $g_K = g_Q + r^2 g_S$. The four connected components, fQ_j , $j=I, II, III, IV$, of $Q \times Q_H$ consisting of four open quadrants in the Kruskal plane, when lifted to K , yield $K_{III} \cup K_I \cup N$ and $K_{IV} \cup K_{II} \cup B$, by virtue of the isometries that preserve the Schwarzschild functions p . It is therefore sufficient to consider half of the Kruskal space-time.

The notions of a family of observers and an observer field (aka a reference frame) are used interchangeably throughout, the definition of which is adopted from Ref. [5]. Namely, an observer field Q on a space-time M is a vector field each of whose integral curves is an observer, where an observer is a future-directed time-like curve $\gamma: \mathbb{R} \rightarrow M$ with unit speed.

III. MEASUREMENT BY NON-GEODESIC OBSERVERS

A. Static observer field

The Schwarzschild exterior N , oriented by a nowhere-vanishing volume form and time-oriented by defining the time-like Killing vector field $\frac{\partial}{\partial t}$ to be future-directed, is static with respect to the Schwarzschild observer field $U = \frac{1}{h(r)} \frac{\partial}{\partial t}$, where $h(r) \in (0; 1)$ on N . Since

$D_U U = \frac{M}{r^2} \frac{\partial}{\partial r}$, U is not geodesic. The Schwarzschild interior B , however, is not static with respect to any observer field. Hence, Schwarzschild observers, i.e., integral curves of U , exist only in N , as U becomes space-like in B . What inhabits B , nonetheless, is a geodesic observer field $V = \frac{1}{h(r)} \frac{\partial}{\partial r}$, which is proper-time synchronizable since the dual frame field is $\gamma^V = dg$, where $g(r) = \frac{1}{r^2} \frac{dr^2}{h(r^2)}$, for some $r_0 \in \mathbb{R}^+$.

The Brown-York quasi-local energy measured by the

Schwarzschild observers in N is [3]

$$Q_{LE}(r) = r \left(1 - \frac{1}{h(r)} \right) \quad (1)$$

In the weak-field limit, the Q_{LE} is coincident with the gravitational mass plus the Newtonian binding energy of a spherical star, $Q_{LE} = M + \frac{M^2}{2r}$, as has been pointed out in [3]. Further insight into the physical interpretation of the Q_{LE} may be obtained by considering a hypothetical quasi-equilibrium procedure of constructing a spherical shell.

The work done by the static Schwarzschild observer field U to build up a spherically symmetric shell of gravitational mass M can be evaluated via the following highly idealized process. Initially, no mass distribution is present. The Schwarzschild observer field U starts moving from infinity, in a precisely spherically symmetric manner, a dust-shell of gravitational mass dm and of zero width to a fixed radius r which is outside of the horizon radius. It is assumed that each step is within quasi-equilibrium in the sense that staticity of the space-time is not sabotaged. It appears also legitimate to require that dm be small enough so that the influence of the dust shell on N is negligible. Moreover, the accumulation of mass on the shell at radius r does not incur an expansion in its radius. Hence, no mechanism is provided to sustain the shell at rest; eventually, the shell of total mass M serves as an equivalent for the spherically symmetric relativistic star of total gravitational mass M and radius r . More precisely, each of the instantaneous observers at $z \in N$ with co-ordinates $x(z) = (t; r; \theta; \phi)$, carrying in $T_z N$ an orthonormal frame $X = fU; X_2; X_3; X_4$, is referred to as $(z; X)$. The comoving dust-shell now is modeled by its energy stress [5] $T = \rho U \otimes U$, where the mass surface density measured by $(z; X)$ takes the form, in the Schwarzschild spherical co-ordinate system x , $\rho = \frac{1}{4r^2} \frac{dm}{h(r; m)}$ ($x^1 = r$) and U is the dual of U .

Here, a more explicit notation $h(r; m) = 1 - \frac{2m}{r}$ is employed purely to emphasize the mass dependence. The use of the Dirac measure in the co-ordinate representation of ρ is but to indicate that $\text{supp}(\rho)$ is the shell of radius r with zero width. The density consists exclusively of the contribution from dust elements since $(x)_j^i = \delta^i_j$ ($4 - r^2$) = dV , where $dV = (U \wedge X_2 \wedge X_3 \wedge X_4)$ is known as the "proper" volume measure of the hypersurface $\Sigma = f z \in N : x^0(z) = \text{const.}$ and $\rho = \frac{dm}{4r^2 dr}$ being the gravitational mass density of the shell should it have a width of dr . Thus, ρ is indeed the mass surface density of the shell in the zero width limit. Before carrying out the computations, it seems worthwhile clarifying here the meaning of "work". The absence of a globally defined inertial reference frame in N prohibits any definition of work in the Newtonian fashion. However, the comoving feature of the dust-shell described above facilitates the evaluation of the work done by the observer field U locally. Suppose there exists already a spherical shell of mass m at radius r . In the instantaneous inertial frame of each $(z; X)$, with $x^1(z) = r > r$, the mea-

sured density $\rho = T(U;U)$ gets measured at the acceleration $A = D_U U = \frac{1}{r^2} \frac{dm}{dh(r)} X_2$ by an infinitesimal "proper" radial distance $dh(r) = \frac{dr}{h(r)}$. The infinitesimal work done in each such step amounts, in the continuous limit, to the total work done by the observer field U throughout the entire moving process:

$$W_U = \int_0^M \int_{S^2} \int_0^r (X_2)_j g(A; X_2) S^2(\cdot) = \frac{M}{r_s} \left(1 - \frac{r_s}{r}\right);$$

where S^2 is the standard volume form on S^2 and $h(r) = 1 - \frac{2M}{r}$ (0;1). Comparison with Eq.(1) indicates that the QLE measured by U at radius r in N is the gravitational mass M plus W_U , which is still interpreted as the gravitational binding energy. A word of caution is in order. It is well known that the difference, in the interior of a spherically symmetric star, between the mass contribution from local fluid elements and the total gravitational mass of the star is the positive binding energy, which is the negative of the gravitational potential energy. However, such a relation does not apply to the present situation in the exterior. The relationship between the QLE and the binding energy analyzed here is hoped to be complementary to the treatment of a relevant but different scenario considered in Refs. [6, 7].

The geometry of the exterior of a spherically symmetric relativistic star is known to be modeled by the Schwarzschild exterior $(N;g)$, provided that the horizon is frozen inside the surface of the star. As another example, the QLE of a spherically symmetric star is easily computed. For a mass density $\rho(r)$, the gravitational mass contained within a radius r is $m(r) = 4\pi \int_0^r \rho(r') r'^2 dr'$. Equation (1) indicates that the slope of the QLE is discontinuous across the surface of the star. Furthermore, based on the positivity of the mass density, the QLE is a maximum at the surface of the star. Specifically, consider the case ρ/r^2 such that $h(r)$ is a constant throughout the star. For a star of radius r_s and mass M , with Schwarzschild radius $r_s = 2M < r$, the QLE is

$$QLE = 2M \frac{r}{r_s} \frac{1}{1 - \frac{r_s}{r}} \frac{r_s}{(r_s - r)} \frac{r_s}{r} (r - r_s) \quad (2)$$

where Θ is the Heaviside function. The QLE grows linearly inside the star from the center to the surface, whereupon it decays to M at infinity. Note that in the limit $r \rightarrow r_s$, whereby $h \rightarrow 0$ throughout the star, the QLE is merely proportional to r from the center out to the surface, where the discontinuity in the slope persists (see Figure 1).

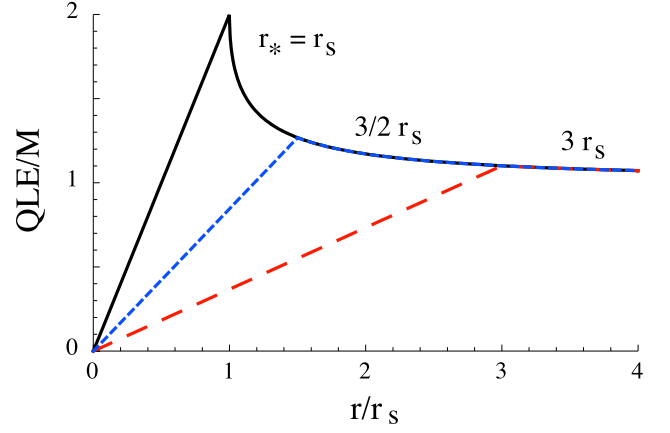


FIG. 1: The BY QLE for stationary, non-geodesic observers outside a star of mass M and radius r_s is shown. The mass density inside the star is ρ/r^2 so that $m(r)=r$ is a constant, where $m(r)$ is the mass contained within a radius r , and $M = m(r_s)$. Three cases are shown corresponding to $r_* = r_s = 1; 3/2; 3$ (solid, short-dashed, long-dashed lines) where $r_s = 2M$ is the Schwarzschild radius of the star. In all cases, the slope of the QLE is discontinuous at the surface of the star.

B. Non-static observer field

It is natural to seek the QLE inside the horizon, in B as well. The investigation has been carried out recently in Ref. [1], wherein an attempt has been made to continue the family of static, non-geodesic Schwarzschild observers from N into B . The result is that the unit normal of S^2 as embedded in the space-like hypersurface is chosen to be time-like in B (c.f. Eq.(16) in [1]), thereby forcing the observer field to be space-like in B . This unphysical choice for the observers seems incompatible with the construction of the Brown-York quasi-local energy. The result in [1], for Schwarzschild space-time, is invoked in [2] to establish the relationship between the Brown-York quasi-local energy measured by the radial geodesic observers in N [B and the effective potential of the radial time-like geodesics. However, the observers used in [1] are not geodesic and are valid in N only, which makes the analysis in [2] less justified. If instead the geodesic observer field V is employed in B , then the resulting QLE is simply $QLE = r$, which matches equation (1) at the black hole horizon. Coincidentally, upon taking the limit $r \rightarrow r_s$, equation (2) matches the QLE for observers U in N , and observers V in B . Similar calculations in more general settings have been carried out in [8], where the "non-orthogonal" boundaries are taken into account. The non-orthogonality comes about by flowing the 2-dimensional closed orientable space-like surface S along an observer field T that differs from the unit time-like vector field U that is orthogonal to the 3-dimensional space-like hypersurface into which S is isometrically embedded. Such scenarios are of physical interest when the so called "boosted" observer fields are considered. As a

consequence, a generalized reference embedding scheme has to be devised to adapt the foliation of S along the flow of T . In particular, for the Schwarzschild space-time $N[B]$, a natural choice of U in N is the Schwarzschild static observer field, with respect to which the observer field T can be put in the form such as Eq.(30) in Ref. [8]. The different time orientation in B , however, spoils the foliation by the privileged static observer field and thus invalidates the choice of T for N . Additional comparison with the results in Ref. [8] for the geodesic observer field in Schwarzschild geometry is given in Sec. IV. In addition, so far as measurements are concerned, it is always possible to associate to the observer field 2-dimensional closed orientable and space-like surfaces in the orthogonal fashion as shown in what follows.

The crux of the matter is an observer field that can penetrate the Schwarzschild horizon $r_s = 2M$. Such observer fields do exist. It is perhaps more convenient to use the Kruskal space-time K . Note that the radius function r is well defined on all of K , whereas the time function t is defined only on $K \setminus H$, where H is the lift of Q_H and represents the event horizon. By construction, $Y = \frac{1}{4M} (v \frac{\partial}{\partial v} - u \frac{\partial}{\partial u})$ is a Killing vector field on K and equals $\frac{\partial}{\partial t}$ on $K \setminus H$, but $\frac{\partial}{\partial t}$ can be uniquely extended as a Killing field over all of K . Hence, the Kruskal space-time can be time-oriented, in accord with the physical interpretations on N , by requiring that $\frac{\partial}{\partial t}$ be future-directed on K_I .

Clearly, the observer field of interest here cannot be Y , which changes its chronological signature in K_{II} . It is, however, chosen, among others, to be $X_1 = \frac{1}{2F(r)} (\frac{\partial}{\partial u} + \frac{\partial}{\partial v})$, with its dual $\omega^1 = \frac{F(r)}{2} du$, where $u = u + v$. Hence, X_1 is synchronizable, i.e., there exists, by Frobenius' theorem, a unique space-like hypersurface of M , the distribution on which is annihilated by ω^1 , and thus completely integrable. Furthermore, the co-ordinate function $u = \text{const.}$, where $u : M \rightarrow \mathbb{R}$. Given X_1 , there exists $X_2 = \frac{1}{2F(r)} (\frac{\partial}{\partial u} - \frac{\partial}{\partial v})$, with its dual $\omega^2 = \frac{F(r)}{2} dv$, where $v = u + v$, such that X_2 is space-like and $\omega^1(X_2) = 0$. Consequently, $X_2 = X_2$ and in K_{II} , there exists, again by Frobenius' theorem, a unique space-like hypersurface S of K , the distribution on which is annihilated by ω^2 and thus completely integrable. Similarly, the co-ordinate function $v = \text{const.}$, where $v : S \rightarrow \mathbb{R}$. Thus, on S , $\omega^1 = 0$ and $\omega^2 = 0$, and correspondingly, $t = t(0; 0) = \text{const.}$ and $r = r(0; 0) = \text{const.}$, which implies that $(\cdot)g = r^2 g_S$. That is, $S = S^2$. To complete the frame field for the observer field, pick the usual orthonormal frame on S^2 , namely, $X_3 = \frac{1}{r} \frac{\partial}{\partial \theta}$ and $X_4 = \frac{1}{r \sin \theta} \frac{\partial}{\partial \phi}$, with their duals $\omega^3 = r d\theta$ and $\omega^4 = r \sin \theta d\phi$, respectively.

The core of the calculation in Brown-York quasi-local energy is the mean curvature of S^2 as embedded in K . However, substantial simplifications are readily available in the current setting. Since $X_2 \perp T$, the induced

connection \mathcal{D} of D on S^2 coincides with the Levi-Civita connection D of K , thus, the second fundamental form of S^2 as embedded in K with its normal X_2 is given by

$$\begin{aligned} \Pi(X_1; X_1) &= g(\mathcal{D}_{X_1} X_2; X_1) \\ &= g(D_{X_1} X_2; X_1) \\ &= -2(D_{X_1} X_1); \end{aligned}$$

for $l = 3, 4$. Standard Cartan calculus shows that $\Pi(X_3; X_3) = \Pi(X_4; X_4) = \frac{1}{3} \text{tr}(\Pi) = \frac{2F(r)}{8M r} (u + v)$, where tr is the connection 1-form on M . Hence, the trace of the mean curvature is $k = \text{tr} \Pi = \frac{2F(r)}{4M r} (u + v)$. On the other hand, the flat-space reference embedding $\omega^0 : S^2 \hookrightarrow \mathbb{R}^3$ yields $k^0 = \text{tr} \Pi^0 = \frac{2}{r}$. Therefore, the Brown-York quasi-local energy is given by

$$\begin{aligned} QLE(t; r) &= \frac{1}{8} \int_{S^2} (k - k^0) \omega^1 \omega^2 \omega^3 \omega^4 \\ &= \frac{1}{8} \int_{S^2} \frac{2F(r)}{4M r} (u + v) \omega^1 \omega^2 \omega^3 \omega^4 \\ &= \frac{1}{8} \int_{S^2} \frac{2F(r)}{4M r} \cosh\left(\frac{t}{4M}\right) \omega^1 \omega^2 \omega^3 \omega^4; \end{aligned}$$

where $\omega^1 \omega^2 \omega^3 \omega^4$ is the volume form of S^2 and $\omega^1 = 1$ on K_I and $\omega^2 = 1$ on K_{II} .

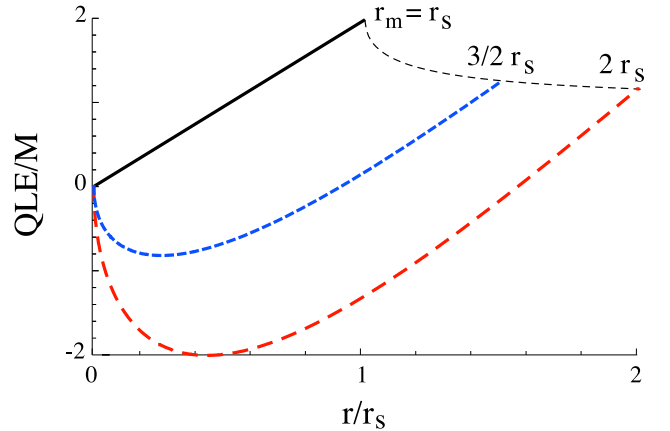


FIG. 2: The Brown-York QLE for non-geodesic observers, X_1 , outside a black hole of mass M is shown. Three cases are shown, corresponding to maximum radius given by $r_{\max} = r_s$ (solid, short-dashed, long-dashed lines). Note that QLE decreases smoothly as the observer crosses the horizon. The locus of points for the QLE at r_{\max} , shown by the thin dashed line, corresponds to the $r = r_s = 1$ case in Figure 1.

The quasi-local energy measured by the observers X_1 on S^2 depends on both Schwarzschild functions t and r , subject to the conditions $u = \text{const.}$ and $v = \text{const.}$. This result differs from that measured by the Schwarzschild observers U in N because X_1 and U produce different foliations of the space-time manifold. The key difference, though, is that X_1 is an observer field over all of K , while U is defined on $N \setminus K_I$ only. The QLE is illustrated in Fig. 2. On the contrary to the case of

the static observer field, $D_{X_1} X_1 = \frac{1}{16M} (u+v) \left(\frac{1}{r(u,v)} + \frac{1}{2M} \right) \frac{1}{2F} X_2$, the work done by X_1 to build up the spherically symmetric shell of gravitating mass M and radius r is negative for $r \geq 2QLE^{-1}(\mathbb{R})$.

IV. MEASUREMENT BY GEODESIC OBSERVERS

A different type of observer field of physical interest is the geodesic observer field in $N[B]$, which crosses the event horizon. The isometries of S^2 admit a system of the Schwarzschild spherical co-ordinates with respect to which each of the geodesic observers, $\gamma: \mathcal{E} \rightarrow M$, is initially equatorial, i.e., $\dot{\gamma} = \frac{1}{2} \frac{\partial}{\partial t}$, and thus, $X_1 = -\frac{E}{h(r)} \frac{\partial}{\partial t} + \frac{1}{E^2} \frac{\partial}{\partial r} + \frac{L}{r^2} \frac{\partial}{\partial \theta}$, depending upon whether the geodesic is ingoing ($\epsilon = -1$) or outgoing ($\epsilon = +1$). Here the constants L , the angular momentum per unit mass of the observer, and E , the energy per unit mass at infinity, are related via the energy equation $E^2 = \left(\frac{d}{dt} (r - \epsilon) \right)^2 + V(r)$, with $V(r) = (1 + \frac{L^2}{r^2}) h(r)$ being the effective potential. Of course, X_1 , as a unit vector, is not defined on the horizon H , in the Schwarzschild spherical co-ordinates, as usual; the energy equation, nonetheless, holds by continuity.

For simplicity, only radial geodesics ($L = 0$) are considered, in which case two kinds of ordinary orbits are available: (1) the crash orbit ($E^2 \geq 0; 1$)), where ingoing observers crash directly into the singularity at $r = 0$ and outgoing observers shoot out to a turning point r_{max} ($E^2 = h(r_{\text{max}})$) and then back into crash; (2) the crash/escape orbit ($E^2 \geq 1; +1$)), where ingoing observers crash while outgoing observers escape to infinity. In $N[B]$, the radial geodesic observer field $X_1 = \frac{\partial}{\partial t}$ is proper time synchronizable since the dual frame $e^1 = dt$, where $\theta = \int_{r^0=r_0}^R \frac{E^2 h(r^0)}{h(r^0)} dr^0$. The rest of the construction follows the same lines as in Sec. III. There exists a space-like $X_2 = \frac{1}{E^2 h(r)} \frac{\partial}{\partial r}$ chosen to be consistent with the positive orientation of \mathbb{P} as embedded in M . X_2 is synchronizable since $\theta^2 = \frac{1}{E^2 h(r)} dr$, where $\theta = t + \int_{r^0=r_0}^R \frac{r^0 dr^0}{h(r^0) E^2 h(r^0)}$. Hence, there exists a co-dimension 1 embedding $\gamma: S = S^2 \hookrightarrow M$ such that $\gamma^* \theta = 0$ (const.). The mean curvature of S^2 as embedded in M with the unit normal $X_2 = X_2$ is given by $k = \text{tr} \Pi = \frac{2E}{r}$, where $r = r(0; 0)$, with the reference part intact. Therefore, the Brown-York quasi-local energy measured by the geodesic observer field in $N[B]$, for crashing orbits, is $QLE(r) = r(1 - E)$, where $r \geq 0; r_{\text{max}}$. Note that $E(r)$ remains valid at $r = 2M$ by continuity.

In contrast to the analysis in [2], the quasi-local energy measured by the geodesic observer field does not seem to be related to the effective potential in a non-trivial fashion. It is, however, simply linear in the radius function r .

At the turning point r_{max} for crash orbits, $QLE(r_{\text{max}}) = \frac{2M}{1+E}$. At the event horizon, $QLE(r)$ remains valid by continuity, and $QLE(r = 2M) = 2M(1 - E)$. A critical situation is when $E^2 = 1$ and each observer in this geodesic observer field starts at rest from infinity. In the course of freely falling towards the singularity, the quasi-local energy measured by this family of geodesic observers vanishes identically. Interestingly, when $E^2 > 1$, the quasi-local energy becomes negative. This result follows from the definition of the Brown-York QLE , whose sign is determined by that of the sectional curvature of the 3-dimensional space-like hypersurface into which the 2-dimensional consistently oriented, closed, space-like surface S is isometrically embedded. For the geodesic observer field X_1 , the sectional curvature of S is $K(\gamma) = \frac{1}{r^2} E^2$, which is positive ($E^2 \geq 0; 1$)), zero ($E^2 = 1$), or negative ($E^2 \geq 1; +1$)). When compared to the reference term evaluated in \mathbb{R}^3 , the Brown-York QLE becomes positive, zero, or negative, respectively. In Figure 3, different QLE measurements are plotted for illustrative purposes.

These results are different from those measured by the radially infalling observers with $E = 1$ considered in Ref. [8]. As explained in Sec. III, the discrepancy arises from the generalized embedding scheme (c.f. Eq.(40)) in [8], in accord with the non-orthogonal boundaries. Should an S^2 that is orthogonal to T be used in [8], the same QLE as given here follows immediately.

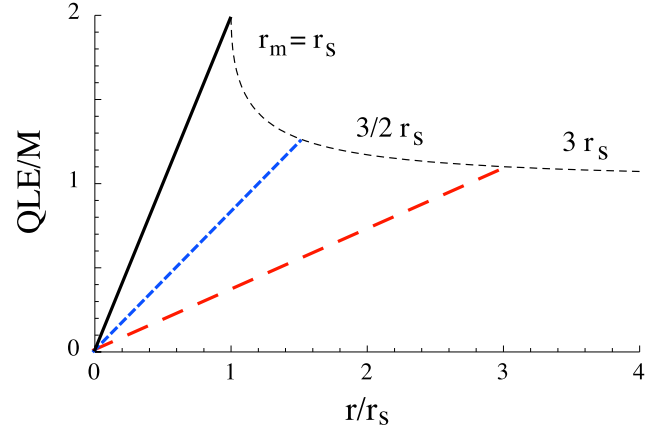


FIG. 3: The Brown-York QLE for geodesic observers outside a black hole of mass M is shown. Three cases are shown, corresponding to bound trajectories with energy per unit mass $E = \sqrt{h(r_{\text{max}})}$ starting at a maximum radius given by $r_{\text{max}} = r_s = 1; 3/2; 3$ (solid, short-dashed, long-dashed lines). Note that QLE decreases smoothly as the observer crosses the horizon. In the case of an observer starting at $r_{\text{max}} = r_s = 1$, the QLE is zero. The locus of points for the QLE at $r_{\text{max}} = r_s = 1$, shown by the thin dashed line, corresponds to the $r = r_s = 1$ case in Figure 1.

For completeness, the rest of this section is devoted to a discussion of the measurement of the quasi-local momentum by a family of geodesic observers. Similar analysis can be carried out, though more complicated, for

non-geodesic observers, as well.

Consider an orthonormal frame field $\{X_i\}_{i=1}^4$, in which X_1 is time-like geodesic and (locally) synchronizable. $8p \in M$, $T_p M = \mathbb{R}X_1 + \mathbb{R}_p M$, where $\mathbb{R}_p M = \text{span}_{\mathbb{R}} \{X_i\}_{i=2}^4$. The Brown-York quasi-local momentum density $\mathcal{J} \in \mathbb{R}M$ is defined by $\mathcal{J}(Y_p) = \frac{1}{8} g(Y_p; X_2) - \Pi^{X_1}(Y_p; X_2)$, $8(p; Y_p) \in \mathbb{R}M$, where $\theta = \text{div} X_1$ is the expansion of the (local) flow of X_1 and $\iota : \mathbb{R}M \rightarrow \mathbb{R}M$ is the (local) embedding induced by X_1 . When restricted to the 2-dimensional orientable closed space-like surface S embedded in M , whenever θ is completely integrable, \mathcal{J} is the quasi-local momentum surface density j , as originally given in [3]. It is clear from the definition that the reference term for the quasi-local momentum vanishes identically when the flat-space reference is employed. Hence, only the physical part is considered in what follows.

Given a one-parameter family of time-like geodesics $x : \mathcal{E} \rightarrow M$ ($\mathcal{E} \subset \mathbb{R} \times M$) around the base, $\mathcal{E} \rightarrow M$ given by $u = x(u; 0)$, where $\frac{d}{du} = X_1$, the Fermi-Walker connection [5] coincides with the induced connection ∇ over \mathcal{E} . For economy of notation, there is no differentiation among various connections whenever the context is clear. Recall that a neighbor of the base is given by a Jacobi field, $J \in \mathcal{E} \rightarrow \mathbb{R}M$, over \mathcal{E} , as those Jacobi fields that are tangent to \mathcal{E} are of scant importance. It is then convenient to introduce the following natural decomposition: $J = J^? + J^>$, where $J^? = \nabla^2(J)$ and $J^> = J - J^?$. Accordingly, the 3-relative quasi-local momentum density measured by a neighboring observer with respect to the base is $\mathcal{J}(J) = \mathcal{J}(J^?) + j(J^>)$. Thus, the Brown-York quasi-local momentum surface density $j(J^>)$ measured by the neighbor is the component that is tangent to S , the orthogonal complement being the normal stretch $\mathcal{J}(J^?)$.

The relative quasi-local momentum density in the family of geodesic observers is obtained with the help of the Raychaudhuri equation for time-like geodesics. Further simplifications emerge as the space-time of interest is Ricci-flat. Since X_1 is (locally) synchronizable, hence irrotational [5], the Raychaudhuri equation becomes $\frac{d}{du} \theta = -\frac{1}{3} \theta^2 - \text{tr}(\sigma^2)$, where σ is the shear of x . Hence, $\frac{d}{du} \mathcal{J}(J) = -\frac{1}{8} \theta \mathcal{J}(J) - (\theta^2 + \Pi^{X_1} \mathcal{J}(J)) g(J; X_2) - g(R_{JX_1} X_1; X_2)$, where $\Pi^{X_1} \mathcal{J}(J) = \mathcal{J}^4 \mathcal{J}^4 \Pi^{X_1}(\mathcal{J}; \mathcal{J}) \Pi^{X_1}(X_i; X_j)$. When restricted to S , it yields

$$8 \frac{d}{du} j(J^>) + j(J^>) = g(R_{J^> X_1} X_1; X_2);$$

where $g(R_{J^> X_1} X_1; X_2)$ is the tidal force exerted on the neighbor tangent to S in the X_2 -direction.

It is hoped that the above analysis provides a slightly

different perspective towards understanding the dynamics of the quasi-local momentum measured by the family of geodesic observers.

V. SUMMARY AND DISCUSSION

The measurements of the Brown-York QLE in Schwarzschild space-time by a non-static, non-geodesic observer field that penetrate the event horizon and by a geodesic observer field have been computed. It has been shown that due to a different space-time foliation induced by the observer field, the measurement of QLE by the non-static, non-geodesic observer field depends on both the radius function r and the time function t . The QLE measured by a geodesic observer field is, however, linear in the radius function r , and can be positive, zero, or negative, depending upon the energy parameter of the geodesic observer field. These results differ significantly from the measurement by a static observer field in the Schwarzschild exterior N , which is previously known. On the other hand, the Liu-Yau QLE is independent of the choice of observer field in N and coincides with the Brown-York QLE measured by the static observer field in N . However, the Liu-Yau QLE is not defined in Schwarzschild interior B because the mean curvature vector of the co-dimension 2 isometric embedding of S into M becomes time-like.

To explore more about the physical nature of QLE, a hypothetical process of building a spherically symmetric massive shell by a static observer field has been considered. The QLE of such a shell is the sum of the gravitational mass of the shell and the binding energy. The result holds for both the Brown-York and the Liu-Yau QLE since they coincide in N for the static observer field. With a specially prescribed equation of state, the QLE of a spherically symmetric star is also calculated. It seems to provide certain physical justification for QLE as a viable measure of the gravitational energy.

For a geodesic observer field in the Schwarzschild geometry, a dynamic relation of the Brown-York quasi-local momentum density is noted. It is valid for any Ricci-flat space-time. When a family of geodesic observers are assigned on S to carry out physical measurements, this relation is expected to describe their relative dynamics. Generalization to more realistic Fermi-Walker observer fields is straightforward but more complicated.

Acknowledgments

PPY wishes to thank Professor C. Sutton for useful discussions. RRC was supported in part by NSF AST-0349213.

-
- [1] A. P. Lundgren, B. S. Schm ekel and J. W . York, Phys. Rev. D 75, 084026 (2007) [[arX iv:gr-qc/0610088](#)].
 - [2] M . Blau and B. Rollier, [arX iv:0708.0321 \[gr-qc\]](#).
 - [3] J. D . Brown and J. W . York, Phys. Rev. D 47, 1407 (1993).
 - [4] C .C. M . Liu and S.-T . Yau, Phys. Rev. Lett. 90, 231102 (2003).
 - [5] R. K . Sachs and H . H . W u, \General Relativity for M ath-
em aticians" (Springer-Verlag, New York: 1977).
 - [6] P. B izon, E. M alec, and N . O 'M urchadha, C lass. Q uant. Grav. 7, 1953 (1990).
 - [7] N . O 'M urchadha, [arX iv:0706.1166 \[gr-qc\]](#).
 - [8] I. S. Booth and R . B . M ann, Phys. Rev. D 59, 064021 (1999) [[arX iv:gr-qc/9810009](#)].