

Path Integral Ground State study of 2D solid ^4He

E. Vitali, M. Rossi, F. Tramonto, D.E. Galli, and L. Reatto

Dipartimento di Fisica, Università degli Studi di Milano, via Celoria 16, 20133 Milano, Italy

(Dated: February 20, 2024)

We have studied a two-dimensional triangular commensurate crystal of ^4He with the exact $T = 0\text{ K}$ Path Integral Ground State (PIGS) Monte Carlo method. We have projected onto the true ground state both a Jastrow-Nosanow wave function, in which equilibrium positions are explicitly given and no Bose-Einstein (BEC) is present, and a translationally invariant shadow wave function, in which the solid phase emerges through a spontaneously broken symmetry process and it has BEC. We find a remarkable convergence to the same properties, both the diagonal ones as well as the off-diagonal ones (body density matrix ρ_1). This supplies a strong evidence that no variational bias is present in the PIGS method. We find no BEC in the commensurate 2D ^4He crystal at $T = 0\text{ K}$, ρ_1 shows an exponential decay in the large distance range. The structure found in ρ_1 is due to virtual vacancy-interstitial pairs and this shows up in the momentum distribution.

PACS numbers: 67.80.-s

Quantum Monte Carlo methods have provided a very powerful tool in exploring the physics of strongly interacting many-body quantum systems. As far as the properties of Bose fluids and solids are concerned, Path Integral Monte Carlo (PIMC) methods have been proved to evaluate "exact" and "unbiased" expectation values on the thermal equilibrium state at finite temperature [1]; "exact" means that the obtained results are the true expectation values within the statistical error, while "unbiased" means that the only required input is the interatomic potential. At zero temperature, different "exact" techniques are available, as the Green's function Monte Carlo [2] (GFMC), the Diffusion Monte Carlo [3] (DMC), the Reptation Monte Carlo [4] or the Path Integral Ground State [5] (PIGS) methods. All such methods, though "exact" in suitable limits, rely on variational models for the ground state wave function (wf) of the system. These variational models play a relevant role in the importance sampling employed by these methods; although, in principle, the final results should not be affected by the particular choice of the trial wf, in practice, the possibility that some bias could survive, especially in systems with complex broken symmetries like in the solid phase, has not been established. In this paper we will show the robustness of the results given by the PIGS method with respect to the choice of the variational wf by studying a model for ^4He in two dimensions in the solid phase. In fact, we find the same physical properties of the system, within the statistical noise, starting from two radically different wfs. One, a Jastrow-Nosanow [6] wf (JNWF), has built in the crystal lattice via Gaussian localization factors, it is not Bose-symmetric and has no Bose-Einstein condensation (BEC). The other, a shadow [7] wf (SWF), is translationally invariant, with crystalline order arising as spontaneous broken symmetry, and it has BEC [8, 9, 10]. We have chosen to study this model in 2D for different reasons. The reduced dimensionality allows us to study correlations to much larger distances than in 3D, even more than 20 lattice

parameters. Fluctuations are expected to be stronger in 2D so this is a more stringent test for convergence given the different symmetry properties of the starting variational wfs. Finally, the 2D system is a model which is relevant for adsorbed ^4He atoms on a smooth substrate like graphite.

With the present study we address also the important question of the supersolid state of matter [11, 12, 13, 14, 15, 16]. PIMC computations give strong evidence that in a 3D commensurate solid ^4He (number of atoms equal to the number of lattice sites) there is no superfluid response and no BEC [17, 18]. The PIMC computations are at finite temperature and the lowest T is of order 0.1 K which is above the experimental transition temperature of crystals of good quality [12]. By computing the density matrix $\rho_1(\mathbf{r}; \mathbf{r}^0)$ of crystalline ^4He at $T = 0\text{ K}$, we find that there is no BEC in a 2D crystal. Preliminary results indicate that this is true also in 3D.

Dealing with low temperature properties, ^4He atoms are described as structureless zero-spin bosons, interacting through a realistic two-body potential, that we assume to be the HFDHE2 Aziz potential [19]. The aim of the PIGS method is to improve a variationally optimized trial wf by constructing a path in the Hilbert space of the system which connects the given wf to the true ground state of the system; during this "path", the correct correlations among the particles arise through the "imaginary time evolution operator" $e^{-\hat{H}\tau}$, where \hat{H} is the Hamiltonian operator. Being a trial wf with non-zero overlap with the exact ground state ψ_0 , this ψ_0 is obtained as the $\lim_{\tau \rightarrow \infty} \psi(\tau) = e^{-\hat{H}\tau} \psi_0$ suitably normalized. This can be written analytically by discretizing the path in imaginary time and exploiting the factorization property $e^{-(\tau_1 + \tau_2)\hat{H}} = e^{-\tau_1\hat{H}} e^{-\tau_2\hat{H}}$. In this way, $\psi(\tau)$ turns out to be expressed in terms of convolution integrals which involve the "imaginary time propagator" $K(\mathbf{r}_i, \mathbf{r}_{i-1}; \tau_i)$ for a τ_i , that can be small enough such that very accurate approximants are known [1, 20]. This maps the quan-

tum system into a classical system of open polymers [5]. An appealing feature peculiar to the PIGS method is that, in β , the variational ansatz acts only as a starting point, while the full path in imaginary time is governed by $e^{-\beta H}$, which depends only on the Hamiltonian operator.

As a trial w.f., we used both a JNWF and a SWF. The JNWF is written as the product of two-body correlations and of Gaussian one-body terms which localize the particles around the assumed lattice positions [6]. In the SWF, beyond the explicit two-body factors, additional correlations are introduced via auxiliary (shadow) variables which are integrated out [7]. Nowadays, SWF gives the best variational description of solid and liquid ^4He [21]. In both the cases, the variational parameters have been chosen to minimize the expectation value of the Hamiltonian operator. In what follows, we will refer to PIGS when we deal with the projection of the JNWF, and to SPIGS [22] (Shadow Path Integral Ground State) when we project the SWF.

Because of the Bose statistics obeyed by the atoms, when using ψ_0 as an approximation of the true ground state ψ_0 , one has, in principle, also to account for permutations in the propagator $\langle \psi_0 | e^{-\beta H} | \psi_0 \rangle$ [1, 5]. Permutation moves are necessary when the JNWF, which is not Bose-symmetric, is used. On the other hand permutation moves are not necessary whenever the trial w.f. in β is already Bose-symmetric, as the SWF. However, also for SPIGS, adding permutation moves turns out to be useful in improving the efficiency and the ergodicity of the sampling, mainly in reaching the large-distance range of β . In our algorithm we have introduced two different permutation samplings: cycles of inter-particles exchanges and swap moves. The first, which may involve an arbitrary number of particles, are described in detail in Ref. 24. In a PIGS or SPIGS calculation of $\langle \psi_0 | \psi_0 \rangle$, the efficiency can be further improved by introducing particular two-particles permutations cycles involving always one of the two positions \mathbf{r} and \mathbf{r}^0 : the swap moves [18]. These moves improve very much the efficiency of the computation of $\langle \psi_0 | \psi_0 \rangle$ and their acceptance rate is remarkably high: in the present 2D system, by using a staging [25] method to sample the free (kinetic) part of the imaginary time propagator, we have found an acceptance rate for this swap move which is nearly 15% in the liquid phase and in the solid phase at densities close to the melting.

The 2D ^4He system phase diagram is known from accurate finite temperature PIMC simulations [26]; at zero temperature both DMC [27] and GPMC [28] have been used to investigate its properties mainly for the liquid phase. We have performed SPIGS and PIGS simulations of a 2D ^4He commensurate triangular crystal at $\rho = 0.0765 \text{ \AA}^{-2}$, slightly above the melting density. In order to control the reliability of our results we have tested their dependence on both the "projection time" and the

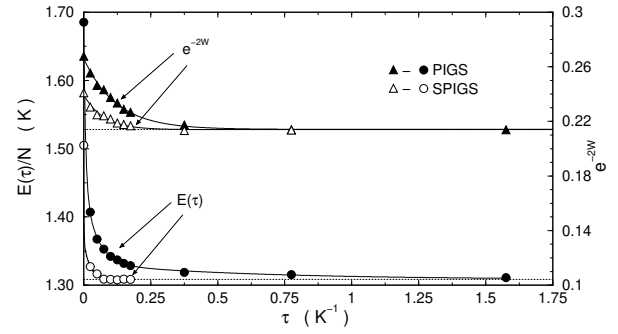


Figure 1: Energy per particle E/N and Debye-Waller factor e^{-2W} as functions of the projection time β obtained from PIGS and SPIGS for a commensurate 2D ^4He crystal with $N = 120$ particles at $\rho = 0.0765 \text{ \AA}^{-2}$. Error bars are smaller than the used symbols. The dotted lines indicate the convergence values $E_0 = 1.308 \pm 0.002 \text{ K}$ and $e^{-2W}_0 = 0.214 \pm 0.002$, solid lines are exponential fits to guide the eye.

"time step". For a fixed value of $\rho = 0.075 \text{ K}^{-1}$, we have done calculations with $\beta = 1, 40, 80, 160$ and 320 K^{-1} and we have used the pair-product approximation [1] for the imaginary time propagator. Reducing β below $1=40 \text{ K}^{-1}$ affects only marginally the results; for example, by using $1=320 \text{ K}^{-1}$, the obtained energy is only 1% lower than the one with $1=40 \text{ K}^{-1}$. So we have adopted in most of the computations $\beta = 1=40 \text{ K}^{-1}$ as a reasonable compromise between accuracy and computational effort. These tests provide also a robust check of the ergodicity of the sampling algorithm since a lower value of β for given ρ means a bigger number of small time projections (convolution integrals) so that one is dealing with polymers of increasing length. We have then increased β till convergence in the results has been achieved.

Diagonal properties, like the energy, have been computed in a box which hosts $N = 120$ particles with periodic boundary conditions. In Fig. 1 we give the energy per particle as a function of β both for SPIGS and PIGS: at $\rho = 0.075 \text{ K}^{-1}$ the SPIGS result is already converged to the value $E/N = 1.309 \pm 0.002 \text{ K}$, while with the PIGS one reaches convergence at $\beta = 1.575 \text{ K}^{-1}$, where the energy takes the value $E/N = 1.311 \pm 0.002 \text{ K}$. The potential energy values are respectively $11.053 \pm 0.004 \text{ K}$ and $11.048 \pm 0.006 \text{ K}$. From Fig. 1, it is evident that the true ground state value is reached much more quickly (i.e. with a lower number of small-time projections) with SPIGS. The overlap between the trial w.f. and the true ground state plays a crucial role in the convergence: a large overlap ensures that ψ_0 is a good approximation even for not too large β . It has been shown [29] that $\langle \psi_0 | \psi_0 \rangle = (e^{-\beta E_0})^N$ where E_0 corresponds to the area of the region between $E(\beta)/N$ and its convergence value E_0 . From our results, $e^{-\beta E_0}$ turns out to be 99.8% for the SWF and 97.9% for the JNWF. From the peaks in the static

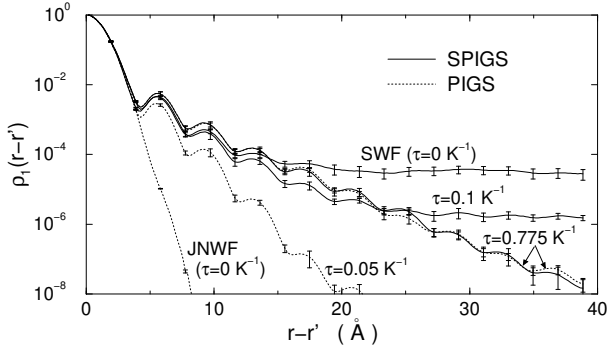


Figure 2: Onebody density matrix $\rho(\mathbf{r};\mathbf{r}^0)$ computed along the nearest{neighbor direction in a 2D commensurate ^4He crystal at the density $\rho = 0.0765 \text{ \AA}^{-2}$ for different values. Notice the completely different behavior for the two initial wfs and the convergence to the same ρ .

structure factor we have extracted the Debye-Waller factor; we have found that both SPIGS and PIGS converge to the same value $e^{2W} = 0.214 \pm 0.002$ (Fig. 1) and, as in the energy case, SPIGS shows a faster convergence. It is important to note that the energy convergence does not allow to deduce a priori the convergence of other physical properties: the convergence must be checked independently for each observable.

In order to study whether the 2D commensurate solid ^4He has BEC, we have computed the one{body density matrix $\rho(\mathbf{r};\mathbf{r}^0)$. A non{zero limit of ρ for $|\mathbf{r}-\mathbf{r}^0| \rightarrow \infty$ implies BEC and the Fourier transformation of ρ gives the momentum distribution $n_{\mathbf{k}}$. We have computed ρ in a 2D commensurate crystal at $\rho = 0.0765 \text{ \AA}^{-2}$ in a simulation box with $N = 240$ particles (this allows us to explore distances up to about 39 Å). In our calculations we have sampled $\rho(\mathbf{r};\mathbf{r}^0)$ in two different ways. In the first one we force $\mathbf{r} = \mathbf{r}^0$ to lie on a nearest{neighbor direction, while, in the second \mathbf{r} and \mathbf{r}^0 are allowed to explore the full plane; we have found perfectly consistent results. In Fig. 2 we show the convergence of ρ computed along the nearest{neighbor direction with SPIGS and PIGS for increasing projection time. The ρ given by SWF has a non{zero limit at large distance, i.e. there is BEC as in 3D [9]. When projecting from SWF the large distance plateau decreases for increasing τ , until, at $\tau = 0.775 \text{ K}^{-1}$, it disappears up to the distance allowed by the simulation box. At convergence, ρ displays an exponential decay, with a correlation length $\xi = 2.75 \text{ \AA}$, with superimposed a small modulation reflecting the crystal symmetry. The ρ given by the JNWF is essentially a Gaussian. Under projection, exchanges among the atoms greatly extended the range of ρ . It is remarkable that at $\tau = 0.775 \text{ K}^{-1}$ the ρ obtained starting from such different wfs coincide within the statistical uncertainty. Similar conclusions are reached also from the computation of ρ in the whole plane. In Fig. 3a we

show ρ obtained both with SPIGS ($x = x^0 > 0$ range) and PIGS ($x = x^0 < 0$ range) with the projection time $\tau = 0.775 \text{ K}^{-1}$. Again, the results are indistinguishable within the statistical error. We have looked also for finite size effects by considering system at the same density but with different particles number ($N = 180, 240$ and 480) and we have found no appreciable differences. With PIGS we have studied ρ up to a distance of about 60 Å, finding the same exponential decay.

We conclude that a 2D commensurate ^4He crystal has no BEC, or, more precisely, the condensate fraction, if any, is below 10^{-8} . We notice that exchange processes are rather significant in the system, so that the range of ρ is significantly larger than the size of the unit cell. This manifests itself in the momentum distribution (Fig. 3b) as deviation $n_{\mathbf{k}}$ of $n_{\mathbf{k}}$ from the Gaussian corresponding to the kinetic energy. There is an excess of particles at low momenta up to $k = 1.2 \text{ \AA}^{-1}$ whereas there is a deficit in the k {space region around $k = 1.6 \text{ \AA}^{-1}$. The positions of the bumps of ρ over the exponential decay suggest that the extension of ρ beyond the unit cell can be interpreted as a signal of the appearance of vacancy-interstitial pairs (VIP): their position respect to the origin ($\mathbf{r} = \mathbf{r}^0$) correspond to interstitial positions whereas the distance between the positions of two neighboring bumps is equal to the lattice parameter. In the case of the SWF these VIP are unbound allowing for a finite BEC [9], whereas these pairs are bounded in the exact ρ . This might be due to the presence of some long range correlations in ρ , possibly caused by the zero{point motion of transverse phonons, which are absent in the SWF. Since the ground state wfs reflects the zero{point motion of any excitation in the system [30], it is tempting to suggest that the evidence of VIP in ρ is the manifestation of a new kind of excitation in the quantum solid beyond the phonon excitations.

Our results that the 2D commensurate crystal has no BEC at $T = 0 \text{ K}$ and the similar results [17, 18] obtained in 3D at finite T make plausible that also in 3D a commensurate crystal has no BEC at $T = 0 \text{ K}$ and, in fact, we have some preliminary results for ρ in 3D supporting this notion. Experimentally it is established that defects and ^3He impurities have an important role on the non{classical rotational inertia (NCRI) of ^4He crystal and dislocations are suspected to have a relevant role [12], at least in the case of good quality crystals. It is an open question what happens in a solid with less and less defects: will any NCRI effect go away? Our result suggests that it should go away unless some disorder is present even in the ground state as an intrinsic property of ρ . A key question is therefore to establish whether zero{point defects are present in the ground state of a quantum solid. We believe that the presence of zero{point defects in solid ^4He is still an open question [23]. Since a SWF, which has BEC, is the exact ground state of a suitable Hamiltonian, the interesting question is for which class

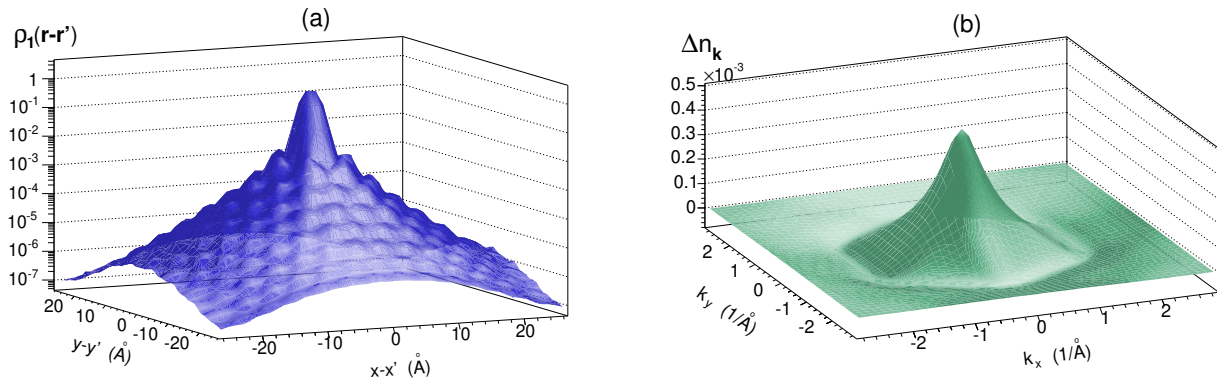


Figure 3: (a) One-body density matrix $\rho_1(\mathbf{r}-\mathbf{r}')$ computed in a 2D commensurate ^4He crystal with 224 particles at the density $\rho = 0.0765 \text{ \AA}^{-2}$, in the $x-x' > 0$ ($x-x' < 0$) range the SP-IGS (P-IGS) results are displayed. (b) Deviation of the momentum distribution $n_{\mathbf{k}}$ from the Gaussian distribution $n_{\mathbf{k}} = \frac{2}{m \hbar^2} \exp\left(-\frac{\hbar^2 \mathbf{k}^2}{2m \hbar^2}\right)$, obtained by Fourier transforming the difference between the SP-IGS ρ_1 and the Gaussian distribution corresponding to the kinetic energy $\hbar^2 \mathbf{k}^2 / 2m$.

of interatomic potentials does the commensurate crystal have BEC and supersolidity?

The convergence in the results obtained starting from radically different wfs is a remarkable result because supplies strong evidence for the absence of any variational bias in the P-IGS method. Moreover, even if not shown in this letter, we have also obtained convergence of diagonal properties, such as the static structure factor and the radial distribution function, by projecting a simple Jastrow wf which has just the minimal information on the short range behavior and displays no crystalline order at the considered density.

This work was supported by the INFN Parallel Computing Initiative, by the Supercomputing facilities of CILEA and by the Mathematics Department "F. Enriques" of the Università degli Studi di Milano.

-
- [1] D.M. Ceperley, Rev. Mod. Phys. 67, (1995).
 - [2] P.A. Whitlock, D.M. Ceperley, G.V. Chester and M.H. Kalos, Phys. Rev. B 19, 5598 (1979).
 - [3] M.H. Kalos, D. Levesque and L. Verlet, Phys. Rev. A 9, 2178 (1974).
 - [4] S. Baroni and S. Moroni, Phys. Rev. Lett. 82, 4745 (1999).
 - [5] A. Sarsa, K.E. Schmidt and W.R. Magro, J. Chem. Phys. 113, 1366 (2000).
 - [6] L.H. Nosanow, Phys. Rev. Lett. 13, 270 (1964).
 - [7] S.A. Vitiello, K. Runge, and M.H. Kalos, Phys. Rev. Lett. 60, 1970 (1988).
 - [8] L. Reatto and G.L. Masserini, Phys. Rev. B 38, 4516 (1988).
 - [9] D.E. Galli, M. Rossi and L. Reatto, Phys. Rev. B 71, 140506 (2005).
 - [10] D.E. Galli and L. Reatto, J. Low Temp. Phys. 124, 197 (2001).
 - [11] E. Kim and M.H.W. Chan, Science 305, 1941 (2004); Nature 427, 225 (2004); J. Low Temp. Phys. 138, 859 (2005); Phys. Rev. Lett. 97, 115302 (2006).
 - [12] X. Lin, A.C. Clark, and M.H.W. Chan, Nature 449, 1025 (2007).
 - [13] A.S. Rittner and J.D. Reppy, Phys. Rev. Lett. 97, 165301 (2006).
 - [14] M. Kondo, S. Takada, Y. Shibayama and K. Shirahama, J. Low Temp. Phys. 148, 695 (2007).
 - [15] A. Penzev, Y. Yasuta and M. Kubota, J. Low Temp. Phys. 148, 677 (2007).
 - [16] Y. Aoki, J.C. Graves, and H. Kojima, Phys. Rev. Lett. 99, 015301 (2007).
 - [17] M. Boninsegni, N.V. Prokof'ev and B.V. Svistunov, Phys. Rev. Lett. 96 105301 (2006); B.K. Clark and D.M. Ceperley, Phys. Rev. Lett. 96, 105302 (2006).
 - [18] M. Boninsegni, N.V. Prokof'ev and B.V. Svistunov, Phys. Rev. Lett. 96, 070601 (2006); Phys. Rev. E 74, 036701 (2006).
 - [19] R.A. Aziz, V.P.S. Nain, J.S. Carley, W.L. Taylor and G.T.M. Conville, J. Chem. Phys. 70, 4330 (1979).
 - [20] M. Suzuki, Phys. Lett. A 201, 425 (1995).
 - [21] S. Moroni, D.E. Galli, S. Fantoni and L. Reatto, Phys. Rev. B 58, 909 (1998).
 - [22] D.E. Galli, L. Reatto, J. Low Temp. Phys. 124, 197 (2001).
 - [23] D.E. Galli and L. Reatto, Phys. Rev. Lett. 96, 165301 (2006).
 - [24] M. Boninsegni, J. Low Temp. Phys. 141, (2005).
 - [25] E.L. Pollock and D.M. Ceperley, Phys. Rev. B 30, 2555 (1984).
 - [26] M.C. Gordillo and D.M. Ceperley, Phys. Rev. B 58, 6447 (1998).
 - [27] S. Giorgini, J. Boronat and J. Casulleras, Phys. Rev. B 54, 6099 (1996).
 - [28] P.A. Whitlock, G.V. Chester and M.H. Kalos, Phys. Rev. B 38, 2418 (1988).
 - [29] C. Morera and X. Waintal, Phys. Rev. Lett. 99, 030403 (2007).
 - [30] L. Reatto and G.V. Chester, Phys. Rev. 155, 88 (1967).