

Coherent delocalization of atomic wavepackets in driven lattice potentials

V. V. Ivanov, A. Alberti, M. Schioppo, G. Ferrari, M. Artoni[§], M. L. Chiofalo[†], G. M. Tino*

*Dipartimento di Fisica and LENS - Università di Firenze, CNR-INFN,
INFN - Sezione di Firenze, via Sansone 1, 50019 Sesto Fiorentino, Italy*

[§] *Department of Chemistry and Physics of Materials - University of Brescia, and LENS, Italy*

[†] *CNISM and INFN, Classe di Scienze, Scuola Normale Superiore, Pisa, Italy*

Atomic wavepackets loaded into a phase-modulated vertical optical-lattice potential exhibit a coherent delocalization dynamics arising from *intragrand* transitions among Wannier-Stark levels. Wannier-Stark intraband transitions are here observed by monitoring the *in situ* wavepacket extent. By varying the modulation frequency, we find resonances at integer multiples of the Bloch frequency. The resonances show a Fourier-limited width for interrogation times up to 2 seconds. This can also be used to determine the gravity acceleration with ppm resolution.

PACS numbers: 42.50.Vk, 03.75.Lm, 03.75.-b, 04.80.-y

Controlling quantum transport through an external driving field is a basic issue in quantum-mechanics [1], yet with relevance to fundamental physics tests and precision measurements [2] as well as to applications, such as the design of novel miniaturized electronic [3] and spintronic [4] devices. Quantum transport control has however gained a renewed interest with the advent of optical lattices for ultracold atoms. These are in fact increasingly employed to realize laboratory models for solid state crystals. The accurate tunability of atomic parameters such as the temperature, the strength of interaction and the dimensionality, bring ultracold atoms samples within the extreme quantum regime sought for precise quantum transport control [5], gravity measurements [6, 7, 8], and metrology [9].

Atoms transport control in optical lattices depends in general on the form of the external driving field [10] and, in particular, on its strength and frequency whose values may be chosen so as to span from transport enhancement [11] to suppression [12]. Within this context Bloch oscillations [13], Landau-Zener tunnelling [14], and resonant tunnelling enhancement in tilted optical lattices [15] are certainly worth being mentioned. Likewise important manifestations comprise transport in the well-known kicked-atom model where quantum transport could actually be engineered both by semiclassical [16] and by purely quantum [17, 18] effects.

In this Letter we experimentally demonstrate for the first time Wannier-Stark intraband transitions in lattice potentials, a phenomenon which has been studied theoretically [19, 20] but has never been observed before. Our lattice potential has the form:

$$U(z, t) = mgz + \frac{U_0}{2} \cos \left[2k_L(z - z_0 \cos(2\pi\nu_M t)) \right] \quad (1)$$

where mgz is the gravity potential, U_0 is the lattice

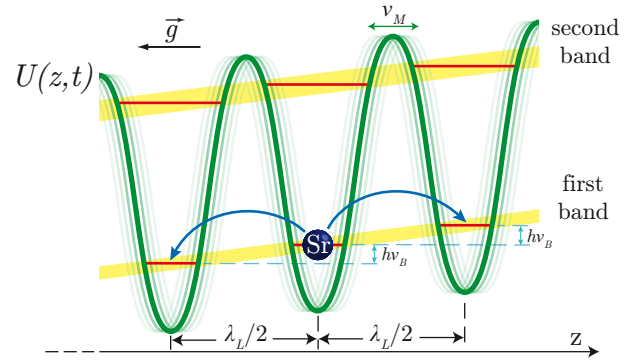


FIG. 1: Intragrand site-to-site tunnelling resonantly sets in when the temporal modulation frequency ν_M of the lattice phase is an integer multiple of the Bloch frequency ν_B which corresponds to the potential energy between adjacent sites due to the gravity acceleration g .

depth, k_L is the optical lattice wavevector while z_0 and ν_M are respectively the phase-modulation amplitude and frequency.

Intragrand transitions between Wannier-Stark levels give rise to coherent delocalization effects which we observe through a coherent ballistic expansion of an initially well localized atomic wavepacket. Wannier-Stark intraband tunnelling, unlike the more familiar Landau-Zener tunnelling occurring between different bands [14, 15], is not affected by typical decoherence mechanisms occurring in the Landau-Zener interband case, such as line broadening due to the transverse profile of the lattice potential. Furthermore we work with an atomic species remarkably robust against decoherence processes [21, 22], which enables us to observe transitions up to five neighboring Wannier-Stark levels, corresponding to a coherently driven tunnelling across five neighboring sites. Owing to such a quantum robustness the resonance spectra exhibit Fourier-limited widths over excitation times of the order of seconds. Such a high-resolution enables us, in turn, to measure the local acceleration of gravity with ppm relative precision.

*Electronic address: Guglielmo.Tino@fi.infn.it

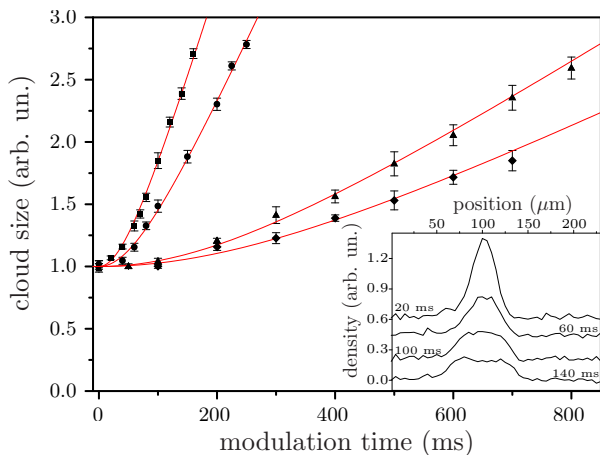


FIG. 2: Wavepacket expansion as the lattice is modulated in phase at four different frequencies $\nu_M = n \times \nu_B$, where (■) $n=1$, (●) $n=2$, (▲) $n=3$, (◆) $n=4$. The widths are normalized to the unperturbed initial value σ_0 . Inset: Atomic density profiles for the first ($n=1$) harmonic modulation at increasing modulation times (20 \rightarrow 140 ms).

We start by trapping and cooling about 2×10^7 ^{88}Sr atoms at 3 mK in a magneto-optical trap (MOT) operating on the $^1\text{S}_0$ - $^1\text{P}_1$ resonance line at 461 nm [8, 22]. The temperature is further reduced by a second cooling stage in a red MOT operating on the $^1\text{S}_0$ - $^3\text{P}_1$ narrow transition at 689 nm. Finally we obtain $\sim 5 \times 10^5$ atoms at 1 μK . This preparation phase takes about 2.5 s. Then, the red MOT is switched off and a one-dimensional optical lattice is switched on adiabatically in 150 μs . The lattice potential is originated by a single-mode frequency-doubled Nd:YVO₄ laser ($\lambda_L = 532$ nm) delivering up to 170 mW on the atoms with a beam waist of 100 μm . The beam is vertically aligned and retro-reflected by a mirror producing a standing wave with a period $\lambda_L/2 = 266$ nm. The corresponding photon recoil energy is $E_R = \hbar^2/2m\lambda_L^2 = k_B \times 381$ nK, and the maximum lattice depth is $20 E_R$. In order to modulate the phase of the lattice potential, the retro-reflecting mirror is mounted on a piezo-electric transducer (PZT) which is driven at frequency ν_M by a synthesized frequency generator.

The voltage applied to the PZT allows to modulate the position of the lattice potential by up to 6 sites peak-to-peak. The electronic-to-optical transfer function was verified to be linear on the applied voltage and substantially independent from the considered frequency. For a lattice potential depth corresponding to $20 E_R$, the trap frequencies are 71.5 kHz and 86 Hz in the longitudinal and radial direction, respectively. Before being transferred to the optical lattice, the atomic cloud in the red MOT has a disk shape with a vertical size of 12 μm rms. In the transfer, the vertical extent is preserved and we populate about 50 lattice sites with 10^5 atoms. After letting the atoms evolve in the optical lattice, we measure

TABLE I: Root mean square broadening velocity and tunnelling rate of the confined atomic sample at the different harmonics. The modulation depth is fixed to about 2 lattice sites peak-to-peak, and the modulation frequency is resonant with the n^{th} harmonic ($\nu_M = n \times \nu_B$). The thermal velocity in absence of the lattice potential is 10 mm/s rms.

RESONANCE (ν_M/ν_B)	1	2	3	4
EXPANSION VELOCITY (mm/s)	0.2	0.13	0.04	0.03
EXPANSION VELOCITY (sites/s)	750	490	150	110
TUNNELLING RATE (s^{-1})	750	245	50	27.5

in situ the spatial distribution of the sample by absorption imaging of a resonant laser beam detected on a CCD camera. The spatial resolution of the imaging system is 7 μm .

An atomic wavepacket moving in an optical lattice potential is characterized by an energy and a quasi-momentum belonging to a specific band. Owing to the potential translational symmetry, the wave-packet propagates typically unbound through the lattice. Under the effect of a constant force f_0 , however, the band splits into a series of Wannier-Stark resonances separated by integer multiples of the Bloch frequency $\nu_B = \lambda_L f_0/2\hbar$. In our case f_0 is the gravity force which breaks the translational symmetry suppressing atomic tunneling between lattice sites, hence localizing the wavepacket, and $\nu_B \approx 575$ Hz. We observe indeed this localization in the absence of modulation ($z_0 = 0$) or for modulation frequencies ν_M far from Wannier-Stark resonances. Conversely, wavepacket delocalization, assessed through an increase of the atomic distribution width, sets in instead for modulation frequencies $\nu_M = \nu_B$, as shown in the inset of Fig. 2, or multiple integers of ν_B suggesting that tunnelling occurs not only between nearest neighboring sites ($n = 1$) but also between sites that are n lattice periods apart ($n = 2, 3, 4$). The atomic cloud spreads along the lattice axis and its width is plotted in Fig. 2 for increasingly larger modulation times. At resonance and after a transient due to the initial extent, the width grows linearly in time undergoing a ballistic expansion as due to coherent site-to-site tunnelling. Broadening proceeds at different velocities which we report in Tab. I. These are determined, for each n , by fitting the width with the function $\sigma_n(t) = \sqrt{\sigma_0^2 + v_n^2 t^2}$, which is the convolution of two gaussians: one accounting for the initial atomic distribution, the second accounting for the wavepacket expansion. The delocalization slows-down with increasing n due to a sharp reduction of the tunnelling rate with increasing separation between the initial and final Wannier-Stark states. If $v_n \simeq (n\lambda_L/2)\gamma_n$ is the wavepacket broadening velocity associated with the n -th harmonic modulation, the relevant tunnelling rate γ_n across n sites, as reported in Tab. I, is seen to decrease exponentially roughly as 3^{-n} .

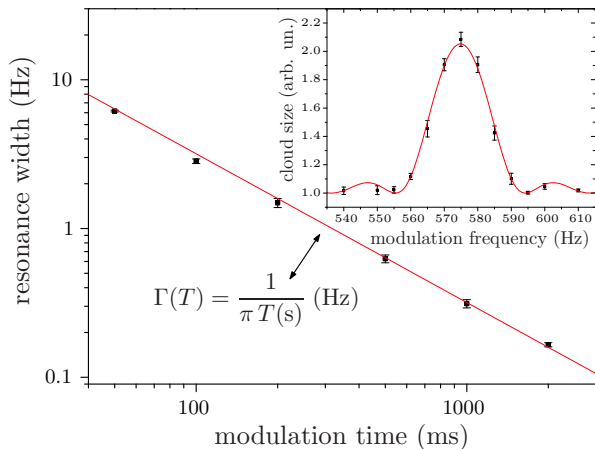


FIG. 3: Resonance width as function of the modulation time T . The resonance is probed in the region $\nu_M \simeq \nu_B$. The line superposed to the data point is the iperbola $(\pi T)^{-1}$ expected from a Fourier-limited resonance width in a two level system. Inset: resonance spectrum for 50 ms excitation time. The fitting function is of the form of Eq. 2.

While the dynamics of transitions between two distinct Wannier-Stark levels can be described in terms of a generalized two level system, the spatial broadening, on the other hand, can be ascribed to the iteration of the coherent tunnelling process over a large number of lattice periods, typically 50 in the experiment. We verify this hypothesis by studying the response of the system at different driving frequencies. First we focus on the modulation close to the Bloch frequency ν_B and we study the shape of the resonance. The inset of Fig. 3 represents a typical data set of the atomic extent for varying modulation frequencies, while keeping constant the amplitude of modulation, the potential depth, and the excitation time. The data point are well fitted with the function:

$$\sigma(\nu_M, t) = \sqrt{\sigma_0^2 + v_n^2 t^2 \text{sinc}\left(\frac{\nu_M - n\nu_B}{\Gamma}\right)^2} \quad (2)$$

where σ_0 corresponds to the initial spatial extent, v is the velocity of spatial broadening at resonance, t is the modulation time, $\text{sinc}(x)$ is the resonance function $\sin(x)/x$ for a two level transition probability and accounts for the resonance term on the tunnelling rate, $n\nu_B$ is the resonance frequency, and Γ is the resonance half width at half maximum. The fit is remarkably good supporting a model based on the generalized two level system.

We then measure the linewidth Γ for different excitation times T when modulating at a frequency close to ν_B [23]. The results are plotted in Fig. 3 where we report the linewidth of the resonance at ν_B for an excitation time varying between 50 ms to 2 s. The agreement of the datapoint with the superposed hyperbola $1/(\pi T)$, expected from an ideal two level system, indicates that

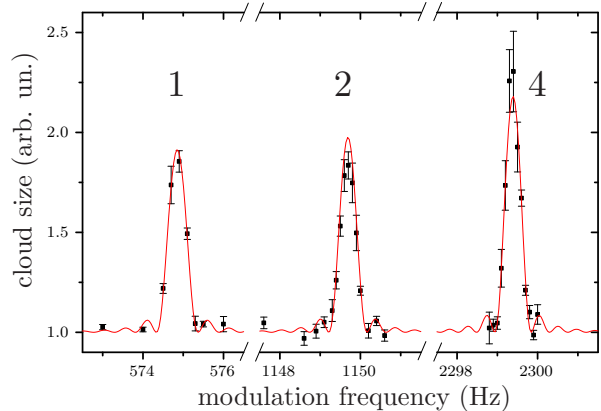


FIG. 4: Resonance spectra at the 1st, 2nd, and 4th harmonic of the Bloch frequency ν_B . The excitation time is set to 2 seconds. Within the error bars the fitted centerline frequencies are in integer multiple ratio.

the resonance linewidth is purely Fourier limited. Spurious incoherent processes may limit the coherence time of the system on a timescale longer than 15 s, suggesting that the delocalization dynamics is largely determined by coherent tunnelling. In fact, given the initial size of the sample (12 μm vertical extent equivalent to 50 lattice sites) and the resolution of the imaging system, the driving induces a broadening of the atomic distribution over a large number of lattice sites. If this were to be due to incoherent tunnelling of the atoms between the lattice sites, such as in a random walk process, we would expect a minimum resonance width equal to the Fourier limit multiplied by the total number of jumps. A broadening over more than 50 lattice sites, as we observe, would yield a resonance linewidth orders of magnitude larger than the one we observe in the experiment. In case of a random walk in the lattice sites, at long times we would further expect a spatial broadening increasing as the square root of the time, again this is not consistent with our observations.

These Fourier-limited resonances turn out to be a powerful tool to measure accelerations with high accuracy. Similarly to the first harmonic, higher harmonics also exhibit a Fourier limited resonance linewidth for an interaction time longer than 2 s. In Fig. 4 we compare the resonance shape at ν_B with those at $2\nu_B$ and $4\nu_B$ for a 2 s excitation time [23]. The different resonances are quite similar in shape and within the error bars we find that they remain Fourier limited regardless of the order of the harmonic. Previous applications of Bloch frequency measurements to determine the gravity acceleration had a resolution limited by the quality factor $\nu_B/\delta\nu$ of the line (where $\delta\nu$ was the Fourier limit set either by the coherence time [6], or the lifetime of the sample [8]), and by the signal-to-noise ratio which depended also on how much the temperature of the atoms is lower than the re-

coil energy. It is worth noting that in our case the initial temperature is about twice the recoil.

Our results can be exploited to improve acceleration measurements resolution owing to the absence of a specific requirement on the sample temperature with respect to the photon recoil energy and to the possibility of measuring higher harmonics of ν_B at a constant resonance linewidth (see Fig. 4). Working with atoms at a temperature nearly at or above the recoil temperature reduces substantially the technical constraints on sample preparation, making more atoms available in the test sample, and making possible the employ of additional atomic or molecular species which can not be cooled to sub-recoil temperatures. In addition, working at higher harmonics with a constant resonance linewidth allows to improve the line quality factor by the index of the considered harmonic. This improves the final resolution on the acceleration measurement correspondingly. Modulating over 2 s, we measured $\nu_B = (574.8459 \pm 0.0015)$ Hz, which yields a local gravity acceleration $g = (9.805301 \pm 0.000026)$ m/s²[24]. This resolution of 2 ppm, which improves the previous state-of-the-art by a factor 3 [8], is limited by the 1 s background-limited lifetime of our vacuum system. Minor modifications of the experimental apparatus should allow an improvement of the sensitivity by at least

one order of magnitude.

Delocalization of cold atoms wavepackets in a periodically driven optical lattice occurring through coherent intraband tunneling is here thoroughly investigated. Control over such delocalization enables us to modify the atoms wavefunction extent over regions that are about 50 times their thermal de Broglie wavelength stretching, as in our case, the initial 200 nm wavepacket width to more than 10 μ m. Under our experimental conditions the wavepacket expansion increases linearly with the lattice modulation amplitude, though possible nonlinearities in the response may arise and will be the object of future investigations. Coherent intraband resonant tunneling turns out to be quite practical for increasing the sensitivity of force measurements with sub-millimeter spatial resolution as in the case of Casimir forces and in Newtonian gravity at small distances [8]. It may also be useful for atomtronic devices such as parallel quantum atomic couplers.

We thank G. C. La Rocca for fruitful discussions, F. S. Pavone for the lending of part of the equipment, and R. Ballerini, M. De Pas, M. Giuntini, A. Hajeb, A. Montori for technical assistance. This work was supported by LENS, INFN, EU (under contract RII3-CT-2003 506350 and the FINAQS project), ASI and Ente CRF.

-
- [1] M. Grifoni and P. Hanggi, *Phys. Rep.* **304**, 229 (1998).
 - [2] Y. Makhlin, G. Schon, and A. Shnirman, *Rev. Mod. Phys.* **73**, 357 (2001).
 - [3] F. Capasso and S. Datta, *Physics Today* **43**, 74 (1990).
 - [4] S. A. Wolf *et al.*, *Science* **294**, 1488 (2001). B. T. Seaman, M. Kramer, D. Z. Anderson, and M. J. Holland, *Phys. Rev. A* **75**, 23615 (2007).
 - [5] I. Bloch, *Nat. Phys.* **1**, 253001 (2005), and references therein.
 - [6] B. P. Anderson and M. A. Kasevich, *Science* **282**, 1686 (1998).
 - [7] G. Roati *et al.*, *Phys. Rev. Lett.* **92**, 230402 (2004).
 - [8] G. Ferrari, N. Poli, F. Sorrentino, and G. Tino, *Phys. Rev. Lett.* **97**, 060402 (2006).
 - [9] T. Hänsch, S. Leschiutta, and A. Wallard, eds., *Metrology and Fundamental Constants*, Proceedings of the International School of Physics "Enrico Fermi" (IOS Press, Amsterdam, 2006).
 - [10] M. Glück, A. R. Kolovsky and H. J. Korsch, *Phys. Rep.* **366**, 103 (2002).
 - [11] W. A. Lin and L. E. Ballentine, *Phys. Rev. Lett.* **65**, 2927 (1990).
 - [12] F. Grossmann, T. Dittrich, P. Jung, and P. Hänggi, *Phys. Rev. Lett.* **67**, 516 (1991).
 - [13] M. B. Dahan, E. Peik, J. Reichel, Y. Castin, and C. Salomon, *Phys. Rev. Lett.* **76**, 4508 (1996).
 - [14] S. R. Wilkinson, C. F. Bharucha, K. W. Madison, Q. Niu, and M. G. Raizen, *Phys. Rev. Lett.* **76**, 4512 (1996).
 - [15] C. Sias *et al.*, *Phys. Rev. Lett.* **98**, 120403 (2007).
 - [16] M. Sadgrove, S. Wimberger, S. Parkins, and R. Leonhardt, *Phys. Rev. Lett.* **94**, 174103 (2005).
 - [17] C. Ryu *et al.*, *Phys. Rev. Lett.* **96**, 160403 (2006).
 - [18] G. Behinaein, V. Ramareddy, P. Ahmadi, and G. S. Summy, *Phys. Rev. Lett.* **97**, 244101 (2006).
 - [19] W. M. Liu *et al.*, *Phys. Rev. Lett.* **88**, 170408 (2002).
 - [20] Q. Thommen, J. C. Garreau, and V. Zehnle, *Phys. Rev. A* **65**, 053406 (2002).
 - [21] Atomic ⁸⁸Sr in the ground state is a zero-spin particle, hence not sensitive to magnetic fields, and has a negligible elastic cross section, which prevents the loss of coherence from atom-atom interactions.
 - [22] G. Ferrari, R. E. Drullinger, N. Poli, F. Sorrentino, and G. Tino, *Phys. Rev. A* **73**, 23408 (2006).
 - [23] For each data set the amplitude of the phase modulation is chosen in order to double the spatial extent of the sample at resonance.
 - [24] The green trapping beam was initially aligned along the vertical direction with an accuracy better than 1 mrad, resulting in an accuracy better than 1 ppm. Following misalignments may affect the accuracy of the measurement but not its resolution.