

Scaling of disordered recursive networks

Liang Tian* and Da-Ning Shi†

College of Science, Nanjing University of Aeronautics and Astronautics, Nanjing, 210016, PR China

(Dated: April 25, 2019)

In this brief report, we present a disordered version of recursive networks. Depending on the structural parameters u and v , the networks are either fractals with a finite fractal dimension d_f or transfinite fractals (transfractal) with an infinite fractal dimension. The scaling behavior of degree and dimensionality are studied analytically and by simulations, which are found to be different from those in ordered recursive networks. The transfractal dimension \tilde{d}_f , which is recently introduced to distinguish the differences between networks with infinite fractal dimension, scales as $\tilde{d}_f \sim \frac{1}{u+v-1}$ for transfractal networks. Interestingly, the fractal dimension for fractal networks with $u = v$ is found to approach 3 in large limit of u , which is thought to be the effect of disorder. We also investigate the diffusion process on this family of networks, and the scaling behavior of diffusion time is observed numerically as $\tau \sim N^{(d_f+1)/d_f}$ for fractal networks and $\tau \sim \frac{1}{d_f}N$ for transfractal ones. We think that the later relation will give a further understanding of transfractal dimension.

PACS numbers: 89.75.Hc, 87.23.Ge, 89.65.-s, 89.75.Fb

Complex networks have been studied extensively owing to their relevance to many real systems such as the worldwide web, the Internet, energy landscapes and biological and social networks [1, 2]. Empirical studies indicate that the networks in various fields exhibit some common topological characteristics: a logarithmically growing average distance L or diameter D with network size (small-world property) [3] and a power-law degree distribution (scale-free property) [4]. Recently, Song *et al* have studied naturally occurring scale-free networks that seem to be fractal and small-world at the same time [5]. They applied a box covering algorithm which enabled them to demonstrate the existence of self-similarity and fractality in these real networks. In order to characterize such a behavior, a family of ordered recursive scale free networks are proposed by Rozenfeld and ben-Avraham (RA) [6, 7]. By the application of a renormalization procedure, they exactly solved the fractality, dimensionality, and scaling in them. Importantly, a useful measure of transfinite fractal (transfractal) dimension \tilde{d}_f is defined and can be used to study the self-similarity and fractality of the networks with small-world structure (infinite fractal dimension). However, the determinism in this model prevent it from describing the diversity and disorder in the nature. In this brief report, we generalize RA's model and present a disordered version of recursive networks. Both by theoretical analysis and simulations, the structure and dimensionality are studied, which are found to be different from those in previous ordered recursive networks. We also investigate the diffusion process on this family of networks.

Firstly, we give a brief introduction of ordered recursive network of RA. A special class of their model is (u, v) flowers, where *every* link in generation n is replaced by

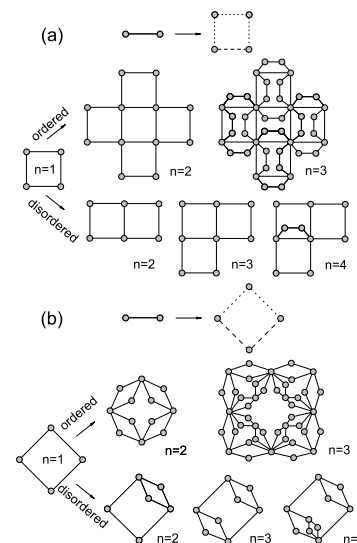


FIG. 1: Illustration of (u, v) flowers and D-flowers. (a) $u = 1$ (dashed line) and $v = 3$ (dotted line). (b) $u = 2$ and $v = 2$. See detailed method of construction in the main text.

two parallel paths consisting of u and v links ($u \leq v$), to yield generation $n + 1$ (Fig. 1). A natural choice for the genus at generation $n = 1$ is a ring consisting of $u + v = w$ links and nodes. The pseudofractal scale-free network (PSFN) proposed by Dorogovtsev, Goltsev, and Mendes [8] is just the case of $(1, 2)$ flowers. The disordered version of this model is constructed in the same iterative manner, except that in each generation not *every* but only *one random chosen* link is updated. We denote this family of network by (u, v) disordered flower (D-flower). Examples of $(1, 3)$, $(2, 2)$ flowers and $(1, 3)$, $(2, 2)$ D-flowers are shown in Fig. 1. We can imagine that the $(1, 2)$ D-flower is the same as the random PSFN proposed by Dorogovtsev, Mendes and Samukhin [9], though

*Electronic address: tianliang1985@hotmail.com

†Electronic address: shi@nuaa.edu.cn

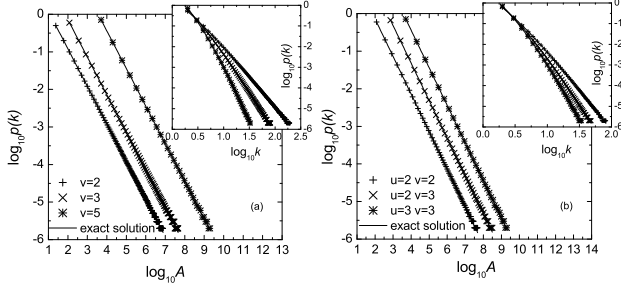


FIG. 2: Log-log plot of degree distribution $p(k)$ for (u, v) D-flowers versus $A = \prod_{i=1}^{\omega-1} (k+i)$ for (a) $u = 1$ and (b) $u > 1$. The insets show the dependence of $p(k)$ on degree k . The continuous lines correspond to the exact solutions given by Eq. (3). The networks size is 10^6 .

it is not displayed here.

According to the recursive algorithm of construction, it is easily found that the number of links and nodes of a (u, v) D-flower in generation n is separately $M_n = (\omega - 1)n + 1$ and $N_n = (\omega - 2)n + 2$.

By using the rate-equation approach [10], the degree distribution $p(k)$ can be obtained analytically for (u, v) D-flower. Let $N_n(k)$ be the number of nodes with degree k in generation n , then we can write down the rate equation for the degree distribution

$$\frac{dN}{dn} = \frac{(k-1)N_n(k-1) - kN_n(k)}{M_n} + \delta_{k,2}. \quad (1)$$

In the asymptotic limit $N_n(k) = N_n p(k)$ and $M_n = (\omega - 1)n$, a recursive equation is obtained

$$p(k) = \begin{cases} p(k-1) \frac{k-1}{k+\omega-1}, & \text{for } k > 2 \\ \frac{\omega-1}{\omega+1}, & \text{for } k = 2 \end{cases}, \quad (2)$$

leading to

$$p(k) = \frac{(\omega-1) \prod_{i=0}^{\omega-1} (2+i)}{\prod_{i=0}^{\omega-1} (k+i)}. \quad (3)$$

It should be noted that the degree distribution for disordered recursive network is different from that ordered one, which is $p_d(k) \sim k^{-\gamma}$ of degree exponent [6]

$$\gamma = 1 + \frac{\ln(u+v)}{\ln(2)}. \quad (4)$$

In Fig. 2, we report the numerical result of probability distribution of degree, which is exactly in agreement with the theoretical analysis.

In RA's ordered recursive networks, there is a vast difference between (u, v) flowers with $u = 1$ and $u > 1$. If $u > 1$, the diameter D_n of the n th-generation flower grows as a power of n , and thus it possesses a finite fractal dimension d_f . For $u = 1$, however, the diameter scales

linearly with n , which indicates the existence of small-world property and the lack of finite fractal dimension. In order to distinguish between different networks of infinite dimensionality, RA define a new measure of dimensionality, transfractal dimension \tilde{d}_f , characterizing how mass scales with diameter:

$$D \sim \frac{1}{\tilde{d}_f} \ln N. \quad (5)$$

We will demonstrate that these features still hold for disordered recursive networks. The transfractal dimension \tilde{d}_f for $(1, v)$ D-flower can be solved by using a mean field approximation [11]. We represent each node by the time sequence it enters the network. Let $d(i, j)$ denotes the distance between node i and node j , and thus the average distance of the model in the generation n is

$$L(n) = \frac{2\sigma(n)}{N_n(N_n - 1)}, \quad (6)$$

where the total distance is

$$\sigma(n) = \sum_{1 \leq i < j \leq N_n} d(i, j). \quad (7)$$

According to the method of construction for $(1, v)$ D-flower, $\sigma(n)$ evolves as

$$\sigma(n+1) = \sigma(n) + S(w-2) + \sum_{i=1}^{N_n} \sum_{j=1}^{\omega-2} d(i, N_n + j), \quad (8)$$

where the second term on the right side accounts for the sum of distance between the new add $w-2$ nodes. In current generation, we renormalize the updated link and the two nodes connected to it as a single node r , then

$$\sigma(n+1) = \sigma(n) + S(w-2) + N_n S(w-2, r) + (w-2) \sum_{i=1}^{N_n} d(i, r), \quad (9)$$

where $S(w-2, r)$ denotes the sum of distance between node r and the new $w-2$ nodes. Since the shortest path from node r to an arbitrary node i ($i \leq N_n$) never passes the newly added nodes, we can rewrite $\sum_{i=1}^{N_n} d(i, r)$ as $L(n)(N_n - 1)$. Therefore, in the asymptotic limit $\sigma(n+1) - \sigma(n) = (w-2)d\sigma(N)/dN$, we obtain

$$\frac{d\sigma}{dN} = \frac{S(w-2)}{w-2} + \frac{S(w-2, r)}{w-2} N + \frac{2\sigma}{N}, \quad (10)$$

leading to

$$\sigma(N) = \left[\frac{S(w-2, r)}{w-2} \ln N + C \right] N^2 - \frac{S(w-2)}{w-2} N, \quad (11)$$

where C is constant independent of N . In thermodynamical limit, incorporating with $L(N) \sim \sigma(N)/N^2$ and $L(N) \sim \frac{1}{\tilde{d}_f} \ln N$ yields

$$\tilde{d}_f \sim \frac{w-2}{S(w-2, r)}. \quad (12)$$

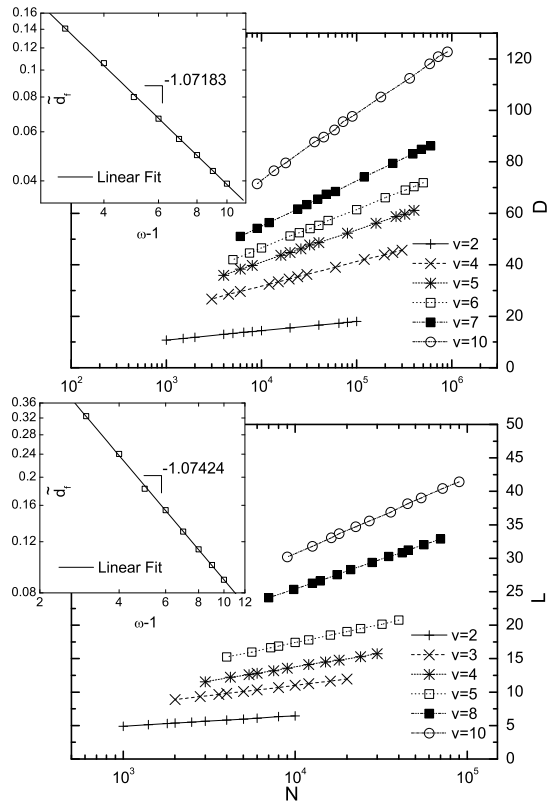


FIG. 3: In $(1, v)$ D-flower, (a) average distance L and (b) diameter D versus network size N for different values of v is showed in semi-log plot. The linear fit of the data in the main panel corresponding to the measured transfractal dimension \tilde{d}_f as a function of $w - 1$ is displayed in the insets. All the data is obtained by averaging over 10^3 different network realizations.

We note that $S(w - 2, r)$ represents the total distance from one to all the other $w - 2$ nodes in a 1-dimension ring with length $w - 1$. Therefore, it is easily to obtain $S(w - 2, r) \sim (w - 2)/(w - 1)$ for large w , which leads to a scaling behavior of transfractal dimension of $(1, v)$ D-flower

$$\tilde{d}_f \sim \frac{1}{w - 1}. \quad (13)$$

In Fig 3, the results for transfractal dimension \tilde{d}_f obtained by simulations confirms our analytical ones. In the above derivation, we replace diameter D with average distance L in the definition of transfractal dimension \tilde{d}_f . Although it brings the quantitative differences, the scaling behavior of \tilde{d}_f (Eq. 13) still holds, which is demonstrated in the numerical simulations (see Fig. 3).

In (u, v) D-flower with $u > 1$ possessing a finite fractal dimension d_f , the mean field approximation is invalid, which disable us from a theoretical analysis. However, we investigate d_f of D-flower numerically and find some

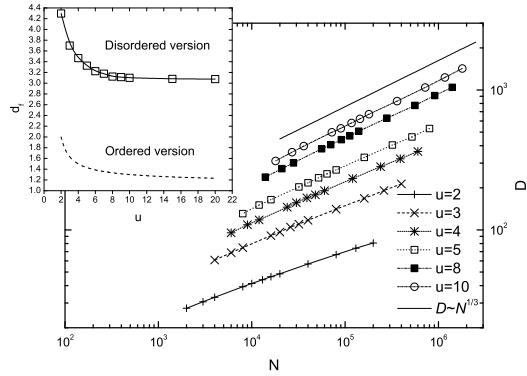


FIG. 4: In (u, u) D-flower with $u > 1$, diameter D versus network size N for different values of u is showed in log-log plot. The linear fit of the data in the main panel corresponding to the measured fractal dimension d_f as a function of u is displayed in the inset. For comparison, the exact solution for previous ordered recursive network of RA (dashed line) is also laid out. All the data is obtained by averaging over 10^3 different network realizations.

novel properties. We limit it to a simple case with $u = v$, and the numerical result is displayed in Fig. 4. The d_f of (u, u) D-flower decreases monotonically with u , and approach to infinite in the limit of $u \rightarrow 1$, which recovers the previous result. We note that the quantity of fractal dimension for disordered recursive network is totally different from that of ordered one [6]. Interestingly, it is found that the fractal dimension approaches to 3 in the large limit of u , while in the ordered case $d_f \rightarrow 1$ in the same limit. We argue that this phenomena is due the disorder in the construction procedure, which always enlarge the effective dimension [12] of the network (see the inset of Fig. 4).

Since we have systematically investigated the dimensionality of disordered recursive network, one of the most interesting issues is to check the effects of the fractal dimension d_f or transfractal dimension \tilde{d}_f on the dynamics taking place upon it. At present, we briefly consider diffusion of a particle on the (u, v) D-flower. The particle is put on a randomly chosen node of the network as the seed, and allowed to hop to one of its neighboring nodes, chosen randomly each time step. In stead of the return probability [13], we consider here the number of nodes visited by the particle during time t , denoted by participation ratio $P(t)$. Therefore, it takes the values between $P(t = 0) = 1$ and $P(t \rightarrow \infty) = N$. To characterize diffusion, we define the diffusion time τ associated with the participation ratio by the condition $P(t = \tau) = cN$ with a constant c between zero and unity. Numerical simulations of the diffusion are conducted on (u, v) D-flower and the diffusion time τ is measured. The numerical factor $c = 0.1$ is chosen, and we confirmed other values of c do not change the scaling behavior of τ .

In Fig. 5(a), we plot the the diffusion time τ versus

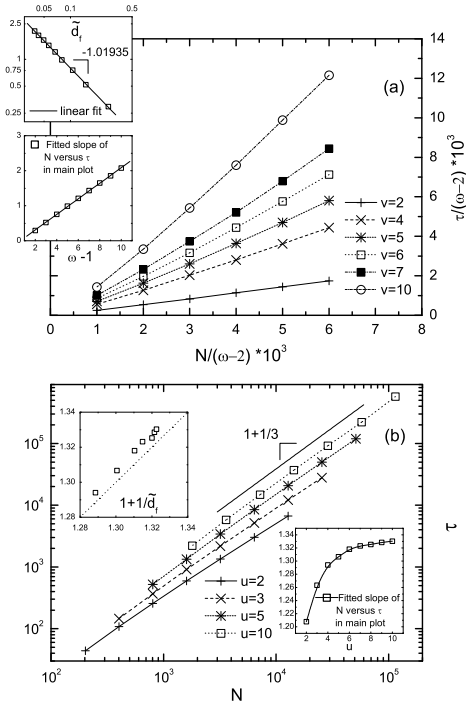


FIG. 5: (a) In $(1, v)$ D-flower, diffusion time τ versus network size N , which is plotted in rescale manner just for more explicit sight. The linear fit of the data in main panel as functions of \tilde{d}_f and $\omega - 1$ are shown in the upper and lower insets separately. (b) τ versus N for (u, u) D-flower with $u > 2$. The scaling exponent obtained from the linear fitting of the data in main plot as functions of $1 + 1/\tilde{d}_f$ and u are displayed in the upper left and lower right insets separately. The solid line with slope $1 + 1/3$ is guide to the asymptotic behavior of the scaling exponent. All the data is obtained by averaging over 10^4 independent runs with 100 different configurations of the initial seed as well as 100 different network realizations.

the network size N of $(1, v)$ D-flower for various values of the v . It is observed that the diffusion time displays

a linear behavior $\tau \sim N$, which is consistent with the infinite fractal dimension (also infinite effective dimension) of the $(1, v)$ D-flower and recovers the result on small-world networks [14]. Importantly, the linear fitting slope has a scaling relation with transfractal dimension \tilde{d}_f shown in the upper inset of Fig. 5(a), which indicates the behavior $\tau \sim \frac{1}{\tilde{d}_f} N$. This indicates that, although the scaling behavior of diffusion time $\tau \sim N$ hold for all of the networks with infinite fractal dimension, the finer quantitative difference is distinguished by the transfractal dimension \tilde{d}_f of those networks, which provides us with a further understanding of the transfractal dimension. Since $\tilde{d}_f \sim \frac{1}{\omega-1}$, it is easily obtained $\tau \sim (\omega - 1)N$ displayed in the lower inset of Fig. 5(a). The dependence of diffusion time τ on N for (u, u) D-flower with $u > 1$ is shown in Fig. 5(b). The scaling behavior $\tau \sim N^{(d_f+1)/d_f}$ is observed (see the upper left inset of Fig. 5(b)) in spite of deviation due to the finite-size effects inherent in numerical calculation of d_f [15]. From the lower right inset of Fig. 5(b), we observe that the scaling exponent obtained numerically approaches to $1 + 1/3$ as u increases, which is in agreement with the behavior of fractal dimension that $d_f \rightarrow 3$ in large limit of u .

In summary, we have investigated the scaling behavior of degree distribution, dimensionality and diffusion time on a disordered version recursive networks analytically and numerically. Due to the introduction of disorder which extensively exists in nature, many properties emerging in previous ordered recursive networks dramatically change. Since they possess novel fractality and dimensionality, it will be interesting to study many physics possess, such as synchronization and Anderson transition, upon the networks. Research along this line is in progress.

This work has been partially supported by the Innovation Program for the Graduate Students of Jiangsu Province of China under grant No. CX07B-033z and the Foundation for Graduate Students of Nanjing University of Aeronautics and Astronautics under Grant No. BCXJ07-11.

-
- [1] For reviews, see, e.g., R. Albert and A.-L. Barabási, *Rev. Mod. Phys.* **74**, 47 (2002); M. E. J. Newman, *SIAM Rev.* **45**, 167 (2003); S. N. Dorogovtsev and J. F. F. Mendels, *Adv. Phys.* **51**, 1079 (2002); S. Boccaletti, V. Latora, Y. Moreno, M. Chavez, and D.-U. Hwang, *Phys. Rep.* **424**, 175 (2006).
- [2] R. Pastor-Satorras and A. Vespignani, *Evolution and Structure of the Internet* (Cambridge University Press, Cambridge, UK, 2004); S. N. Dorogovtsev and J. F. F. Mendes, *Evolution of Networks: From Biological Nets to the Internet and WWW* (Oxford University Press, Oxford, 2003);
- [3] D. J. Watts and S. H. Strogatz, *Nature* **393**, 440 (1998).
- [4] A. -L. Barabási and R. Albert, *Science* **286**, 509 (1999).
- [5] C. Song, S. Havlin, and H. A. Makse, *Nature* **433**, 392 (2005); *Nat. Phys.* **2**, 275 (2006).
- [6] H. Rozenfeld, S. Havlin, and D. ben-Avraham, *New J. Phys.* **9**, 175 (2007).
- [7] H. Rozenfeld and D. ben-Avraham, *Phys. Rev. E* **75**, 061102 (2007).
- [8] S. N. Dorogovtsev, A. V. Goltsev, and J. F. F. Mendes, *Phys. Rev. E* **65**, 066122 (2002).
- [9] S. N. Dorogovtsev, J. F. F. Mendes, and A. N. Samukhin, *Phys. Rev. E* **63**, 062101 (2001).
- [10] P. L. Krapivsky, S. Redner, and F. Leyvraz, *Phys. Rev. Lett.* **85**, 4629 (2000).
- [11] T. Zhou, G. Yan, and B.-H. Wang, *Phys. Rev. E* **71**, 046141 (2005); L. Tian, C.-P. Zhu, D.-N. Shi, Z.-M. Gu, T. Zhou, *Phys. Rev. E* **74**, 046103 (2006).
- [12] M. E. J. Newman and D. J. Watts, *Phys. Rev. E* **60**, 6263 (2000).

- (1999).
- [13] S. Jespersen, I. M. Sokolov, and A. Blumen, Phys. Rev. E **62**, 4405 (2000).
- [14] B. J. Kim, H. Hong, and M. Y. Choi Phys. Rev. B **68** 014304 (2003).
- [15] L. Tian, D.-N. Shi (unpublished paper).