

Colossal Positive Magnetoresistance in a Doped Nearly Magnetic Semiconductor

Rongwei Hu^{1,2}, K. J. Thomas^{1,†}, Y. Lee³, T. Vogt^{1,*}, E. S. Choi⁴, V. F. Mitrović², R. P. Hermann^{5,§}, F. Grandjean⁵, P. C. Canfield⁶, J. W. Kim⁶, A. I. Goldman⁶ and C. Petrović¹

¹Condensed Matter Physics, Brookhaven National Laboratory, Upton, New York 11973, USA

²Physics Department, Brown University, Providence RI 02912, USA

³Department of Earth System Sciences, Yonsei University, Seoul 120749, Korea

⁴NHMFL/Physics, Florida State University, Tallahassee, Florida 32310, USA

⁵Department of Physics, Université de Liège, Belgium

⁶Ames Laboratory and Department of Physics and Astronomy, Iowa State University, Ames, IA 50011, USA

(Dated: May 6, 2019)

We report on a positive colossal magnetoresistance (MR) induced by metallization of FeSb₂, a nearly magnetic or "Kondo" semiconductor with 3*d* ions. We discuss contribution of orbital MR and quantum interference to enhanced magnetic field response of electrical resistivity.

PACS numbers: 75.47.Gk, 71.30.+h, 72.15.Rn

There is at present considerable technological interest in the magnetoresistive effect that is central to the operation of devices in magnetic storage media and a wide variety of magnetic sensors. The desire to maximize this effect has raised interest in new materials and mechanisms associated with the large change in electrical resistance in magnetic field.¹ FeSb₂ is a narrow gap semiconductor whose magnetic properties strongly resemble nearly magnetic or "Kondo" insulator FeSi.^{2,3} The *ab initio* LDA+*U* electronic calculations found that the ground state of FeSb₂ is nearly ferromagnetic.⁴ Temperature induced paramagnetic moment for field applied parallel to \hat{b} - axis coincides with increased conduction at high temperatures.^{2,3,5} Electrical transport measurements showed pronounced anisotropy, metallic conductivity above 40 K and activated below that temperature for current applied along \hat{b} axis. The exact temperature of metal - semiconductor crossover was found to be very sensitive to small current misalignment, implying quasi - one dimensional nature of electronic transport.² Optical conductivity revealed anisotropic energy gap E_g in the spectral range between 100 - 350 cm⁻¹ and negligible Drude weight of $\sigma(\omega)$ at low frequencies, i.e. a true insulating state. In addition, a full recovery of spectral weight occurs only above 1 eV, suggesting contribution of larger energy scales than in conventional MIT transitions where thermal excitations of charge carriers through E_g brings about redistribution of the spectral weight just above the gap.⁶ Metal-insulator transitions in FeSi have been induced by band narrowing⁷ or by insertion of carriers,⁸ albeit with modest magnetoresistance. Unlike Fe_{1-x}Co_xSi, CMR is observed for all $x \leq 0.4$ in Fe_{1-x}Co_xSb₂.

Fe_{1-x}Co_xSb₂ single crystals were grown from excess Sb flux.² X-ray powder diffraction experiments and crystal orientation were performed at the beamlines X7A and X22C of the NSLS at the Brookhaven National Laboratory. Electrical transport and transverse magnetoresistance (MR) measurements were carried out in Quantum Design MPMS and PPMS instruments. For Hall resistivity ρ_{xy} , the current was applied along the highly

conducting \hat{b} - axis and voltage was picked up in the orthogonal (Hall) [101] direction. To completely cancel out the longitudinal voltage contribution, magnetic field was swept from $H = 9$ T to $H = -9$ T and one half of the voltage difference was taken as the Hall voltage. The high field transverse MR measurements were carried out at the NHMFL in Tallahassee, FL up to 300 kOe. The powder X-ray patterns show that the Co substitution on the Fe site uniformly contracts the unit cell volume, in agreement with Vegard's law.⁵ The Mössbauer data indicate that there is no localized magnetism on the Fe site and no visible subspectrum of impurities.

The application of a magnetic field of 90 kOe induces up to 2.5 orders of magnitude change in the resistivity in Fe_{1-x}Co_xSb₂ ($x = 0 - 0.4$) and 30% of MR at room temperature for $x = 0.1$ (Fig. 1). This is comparable to MR in the colossal magnetoresistive manganites.⁹ What could be the most likely cause of CMR in this system? The mechanism could involve a presence of charge carriers from different parts of the Fermi surface that have different scattering times or a breakdown of the semiclassical transport theory and relation between conductivity and scattering time $\rho \sim 1/\tau$.¹⁰

Hall resistivity is shown as a nonlinear function of magnetic field in Fig. 2(b). The pronounced field dependence of Hall constant is reminiscent of anomalous Hall effect. When there are magnetic moments involved, the Hall resistivity can be written as¹¹

$$\rho_{xy}(H) = R_0H + R_sM(H)$$

where R_0 and R_s are the normal and spontaneous Hall constants, and M is the sample magnetization. Fitting ρ_{xy} data by using the experimental values of $M(H)$ (Fig. 2(a)), we found that the anomalous Hall effect is unlikely cause of Hall resistivity nonlinearity. The nonlinearity of Hall resistivity in field and band structure calculations⁴ suggest that there are more than one band participating in the conduction (Fig. 3).

In what follows we discuss the case when there are more than one type of carrier participating in the conduction.

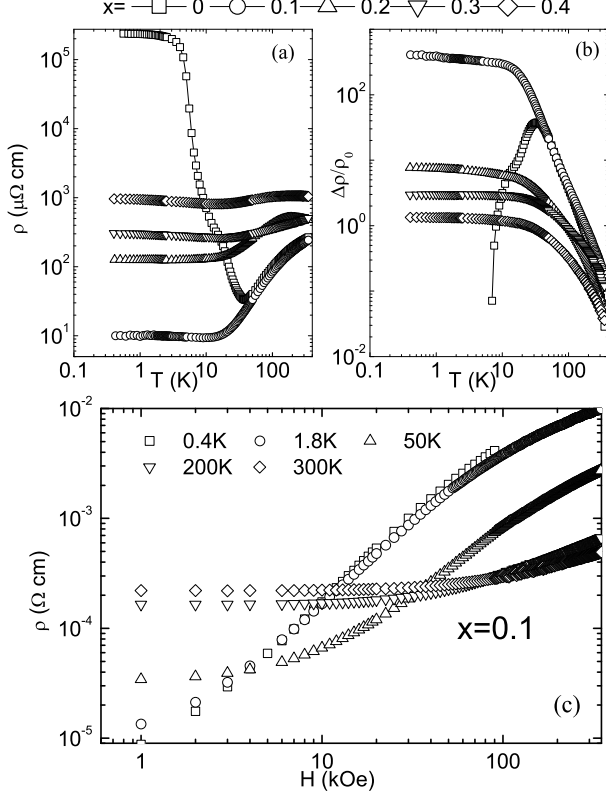


FIG. 1: (a) Electrical transport properties of $\text{Fe}_{1-x}\text{Co}_x\text{Sb}_2$ dramatically change with small change in stoichiometry. The sample with $x = 0.1$ manifests lowest resistivity. With further Co substitution we see gradual increase in residual resistivity. (b) Temperature dependence of magnetoresistance $MR = [\rho(90\text{kOe}) - \rho(0)] / \rho(0)$ in doped $\text{Fe}_{1-x}\text{Co}_x\text{Sb}_2$ semiconductor alloys for $x = 0 - 0.4$. CMR is observed for all x . (c) Resistivity isotherms of $\text{Fe}_{0.9}\text{Co}_{0.1}\text{Sb}_2$ up to 350 kOe. Resistivity increases three orders of magnitude (103,100%) at 1.8K.

The Hall constant takes the general form¹²

$$R_H = -\frac{1}{H} \frac{\sum \sigma_{xy}^i}{(\sum \sigma_{xx}^i)^2 + (\sum \sigma_{xy}^i)^2}$$

$$\sigma_{xx}^i = \frac{qn_i\mu_i}{1 + \mu_i^2 H^2}, \quad \sigma_{xy}^i = \frac{qn_i\mu_i^2 H}{1 + \mu_i^2 H^2}$$

where σ_{xx}^i and σ_{xy}^i are longitudinal and Hall conductivities of individual bands, μ_i is the band mobility. A matrix formalism for the Hall effect in multicarrier semiconductor systems was devised and provided a closed form formula for two or three-carrier systems.^{13,14} The magnetoresistance within the same formalism for two-carrier system is:

$$R_H = \rho_0 \frac{\alpha_2 + \beta_2 H^2}{1 + \beta_3 H^2}, \quad MR_D = \frac{\alpha_D H^2}{1 + \beta_D H^2}$$

$$\alpha_2 = f_1\mu_1 + f_2\mu_2, \quad \beta_2 = (f_1\mu_2 + f_2\mu_1)\mu_1\mu_2$$

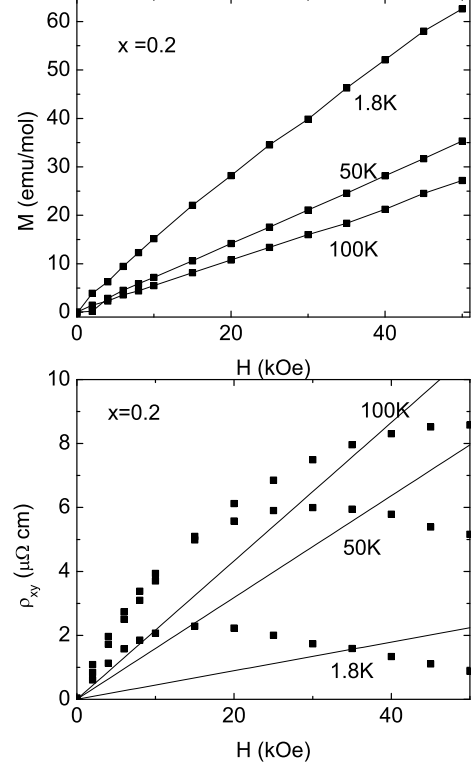


FIG. 2: Hall resistivity versus magnetic field. Solid lines are the fits when magnetization M is taken into account.

$$\beta_3 = \beta_D = (f_1\mu_2 + f_2\mu_1)^2, \quad \alpha_D = f_1f_2(\mu_1 - \mu_2)^2$$

and for three-carrier systems:

$$R_H = \rho_0 \frac{\alpha_2 + \beta_2 H^2 + \gamma_2 H^4}{1 + \beta_3 H^2 + \gamma_3 H^4}$$

$$MR_T = \frac{(\alpha_T + \gamma_T H^2) H^2}{1 + (\beta_T + \delta_T H^2) H^2}$$

$$\alpha_2 = f_1\mu_1 + f_2\mu_2 + f_3\mu_3$$

$$\beta_2 = f_1\mu_1(\mu_2^2 + \mu_3^2) + f_2\mu_2(\mu_1^2 + \mu_3^2) + f_3\mu_3(\mu_1^2 + \mu_2^2)$$

$$\beta_3 = \beta_T = (f_1\mu_2 + f_2\mu_1)^2 + (f_2\mu_3 + f_3\mu_2)^2 + (f_1\mu_3 + f_3\mu_1)^2 + 2(f_1f_2\mu_3^2 + f_2f_3\mu_1^2 + f_1f_3\mu_2^2)$$

$$\gamma_2 = (f_1\mu_2\mu_3 + f_2\mu_1\mu_3 + f_3\mu_1\mu_2)\mu_1\mu_2\mu_3$$

$$\gamma_3 = \delta_T = (f_1\mu_2\mu_3 + f_2\mu_1\mu_3 + f_3\mu_1\mu_2)^2$$

$$\alpha_T = f_1f_2(\mu_1 - \mu_2)^2 + f_1f_3(\mu_1 - \mu_3)^2 + f_2f_3(\mu_2 - \mu_3)^2$$

$$\beta_T = (f_1\mu_2 + f_2\mu_1)^2 + (f_3\mu_1 + f_1\mu_3)^2 + (f_2\mu_3 + f_3\mu_2)^2$$

$$\gamma_T = f_1f_2(\mu_1 - \mu_2)^2\mu_3^2 + f_1f_3(\mu_1 - \mu_3)^2\mu_2^2 + f_2f_3(\mu_2 - \mu_3)^2\mu_1^2$$

where ρ_0 is the zero field resistivity, μ_i is the mobility of i^{th} carrier and $f_i = |n_i\mu_i| / \sum |n_i\mu_i|$ is the f factor, n_i is the carrier concentration, as defined in Ref. 13. The agreement with our experimental values of R_H was excellent as the solid lines shown in Fig. 3. FeSb_2 can be described well by two-carrier model. $\text{Fe}_{1-x}\text{Co}_x\text{Sb}_2$ is

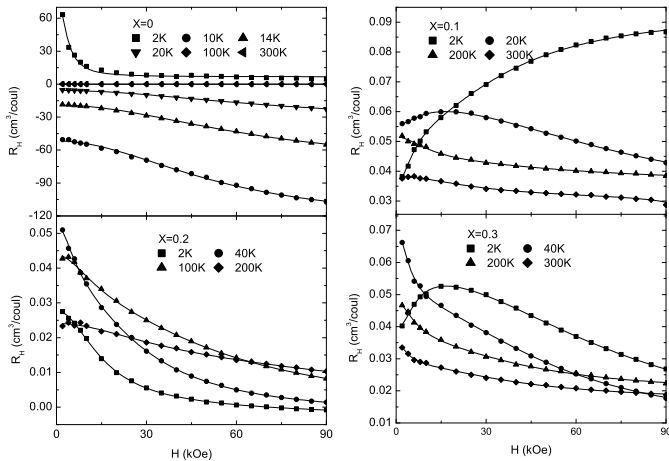


FIG. 3: (a) Hall constant $R_H = \rho_{xy}/H$ of FeSb_2 is well described by a two-carrier model. (b)-(d) For $\text{Fe}_{1-x}\text{Co}_x\text{Sb}_2$ ($0.1 \leq x \leq 0.4$) the fits of two-carrier model to experimental data are rather unsatisfactory since it cannot account for maxima and minima in $R_H(H)$. Co substitution in $\text{Fe}_{1-x}\text{Co}_x\text{Sb}_2$ fills energy bands that are not involved in thermal excitation of carriers across the gap in FeSb_2 . R_H shows excellent agreement with the three-carrier model for all x , selected data are shown for clarity. Solid lines are fits to the multicarrier model.

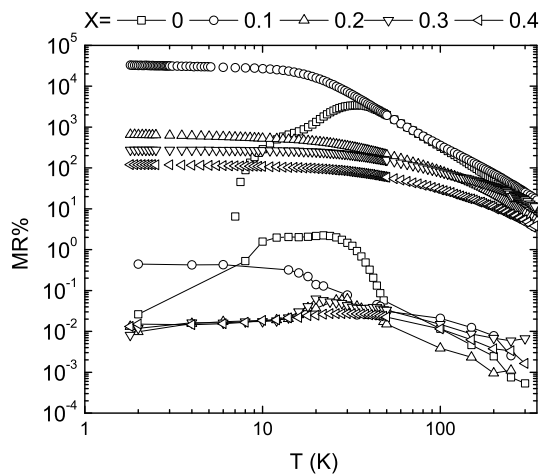


FIG. 4: Magnetoconductance calculated according to multicarrier model for $\text{Fe}_{1-x}\text{Co}_x\text{Sb}_2$ in 90 kOe shown in the low plot as linked symbols, compared to the observed MR shown as the scattered symbols.

best described within three-carrier model since two carrier model cannot explain minima and maxima in $R_H = \rho_{xy}/H$, therefore only three carrier fits are shown in Fig. 3(b)-(d). Using the obtained fitting parameters for the Hall constant, we can now solve numerically for mobilities of individual carriers and MR. We show the result in

Fig. 4: the calculated orbital MR is approximately four orders of magnitude smaller than the observed MR for all x . This suggests that the conventional orbital mechanism can not account for the large magnetoresistance in $\text{Fe}_{1-x}\text{Co}_x\text{Sb}_2$. Similar shape of calculated and measured MR, taken together with Fig. 3, argues in favor of the validity of the multiband electronic transport. In what follows we show that the experimental MR is amplified by quantum interference effects.

Disordered metallic $\text{Fe}_{1-x}\text{Co}_x\text{Sb}_2$ alloys are derived from an insulator with strong correlation effects.⁴ Therefore, possible mechanism for enhanced positive MR could involve change of electronic structure induced by Co and quantum interference effects through contribution of electron - electron interaction enhanced by disorder.^{15,16} Fig. 5(a) shows qualitatively that contribution of Coulomb interaction in the presence of random impurity scattering may be important. More information is obtained from magnetic field dependence of positive MR isotherms taken at 1.8 K, shown in Fig. 5(b). In the limit of strong spin-orbit scattering, correction to quadratic MR along the high conductivity axis in $\text{Fe}_{1-x}\text{Co}_x\text{Sb}_2$ is expressed by:

$$MR = 1/\rho_0 0.77\alpha F (g\mu_B/k_B)^{1/2} H^{1/2} - \frac{\rho_0 e^2 L_f}{\pi \hbar b^2} \left[\left(1 + \frac{b^2 L_f^2}{12 L_B^4} \right)^{-1/2} - 1 \right] + cH^2$$

where L_f is the phase coherence length, $L_B = \sqrt{\hbar/2eB}$ is the magnetic length, b is the width of quasi 1D channel, and F is from Hartree interaction. The first term is the contribution of Coulomb interaction^{17,18} and the second term is the contribution of weak localization of quasi 1D model.^{19,20} Magnetoresistance is positive, as expected for the case of strong spin-orbit scattering in nearly magnetic conductors such as Pd and Pt alloys, but also FeSb_2 .^{4,21} The fitting parameters are listed in Table I. As we can see, the contribution of Coulomb interaction to MR is of the order of several percent and the weak localization is dominant. Two inequalities justify our quasi 1D model: 1) the fitting parameters satisfy the criterion for the interference correction to be of a 1D character: $b < L_f$ and 2) in a field of 9T, the magnetic length L_B is about 6nm, therefore $b < L_B$ is satisfied, otherwise the system should behave as three dimensional. The calculated MR agrees well with the observed MR. At $T = 1.8$ K, the calculated MR in an $H = 90$ kOe field is about 34,300% for $\text{Fe}_{0.9}\text{Co}_{0.1}\text{Sb}_2$, as compared to the observed value of 36,088%. The value is derived using a measured carrier concentration $n = 8.5 \times 10^{19} \text{ cm}^{-3}$ and a residual resistivity $\rho_0 = 1.0 \times 10^{-5} \Omega \text{ cm}$ of $\text{Fe}_{0.9}\text{Co}_{0.1}\text{Sb}_2$, and $L_f \simeq 240L_B$. The width of the quasi 1D channel b is of the order of the unit cell. Quasi 1D localization effects are observed in pure FeSb_2 at 100K (Fig. 5(b)). It implies that the electronic transport is dominated by the singular corrections at the density of states at unusually high temperatures, apparently without usual cutoff by

TABLE I: Parameters of the fits to quantum correction of magnetoresistance. αF is the proportional parameter in the Coulomb interaction contribution. L_f is the phase coherence length, b is the 1D conduction channel width and c is the coefficient of classical quadratic term.

x	αF	$L_f(\text{nm})$	$b(\text{nm})$	c
0	1.2×10^{-9}	162	1.6	0.001
0.1	6.2×10^{-7}	1463	0.2	0.055
0.2	5.1×10^{-9}	534	2.8	0.004
0.3	7.3×10^{-9}	188	4.0	0.002
0.4	9.9×10^{-9}	128	5.1	0.001

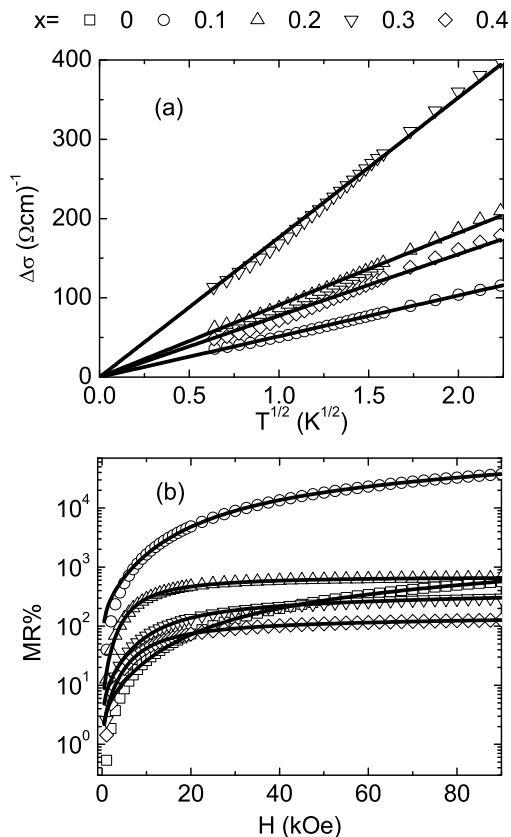


FIG. 5: (a) Magnetoconductivity of $\text{Fe}_{1-x}\text{Co}_x\text{Sb}_2$. Conductivity change $\Delta\sigma = \sigma(H, T) - \sigma(H, 0)$ with $\sigma(H, 0)$ determined from fits of data to a $T^{1/2}$ dependence at $H = 90 \text{ kOe}$. (b) Quasi 1D weak localization fits to MR at $T = 1.8 \text{ K}$ for $\text{Fe}_{1-x}\text{Co}_x\text{Sb}_2$. Data for $x = 0$ are shown at $T = 100 \text{ K}$ in metallic quasi - 1D regime of \hat{b} - axis conductivity.

thermal effects, probably due to high spin orbit scattering rate $1/\tau_s$.²¹ Similar situation has been observed in $\text{Ta}_4\text{Te}_4\text{Si}$ at 15K²² and Si nanowires at 27K.²³

In conclusion, we have shown CMR effect in doped nearly magnetic semiconductor FeSb_2 . Application of magnetic fields up to 350 kOe results in 103,100% increase in the resistivity at 1.8 K and 124% increase at room temperature. Our results suggest contribution of multiple electronic bands to electrical conduction. Quantum interference arising from Coulomb interactions and weak localization in the presence of strong spin-orbit scattering is the dominant mechanism of CMR.

We thank Maxim Dzero, Sergey Bud'ko, Zachary Fisk and T. Maurice Rice for useful communication.

This work was carried out at the Brookhaven National Laboratory which is operated for the U.S. Department of Energy by Brookhaven Science Associates (DE-Ac02-98CH10886). A portion of this work was performed at the National High Magnetic Field Laboratory, which is supported by NSF Cooperative Agreement No. DMR-0084173, by the State of Florida, and by the U.S. Department of Energy. This work was also supported in part by the National Science Foundation DMR-0547938 (V. F. M.).

[†]Present address: Nature Publishing Group, London, UK

^{*}Present address: Department of Chemistry and Biochemistry, University of South Carolina, Columbia, SC 29208

[§]Present address: Institut für Festkörperforschung, Forschungszentrum Jülich GmbH, D-52425 Jülich, Germany

¹ V. I. Anisimov, R. Hlubina, M. A. Korotin, V. V. Mazurenko, T. M. Rice, A. O. Shorikov, and M. Sigrist, Phys. Rev. Lett. **89**, 257203 (2002)

² C. Petrovic, J. W. Kim, S. L. Bud'ko, A. I. Goldman, and P. C. Canfield, Phys. Rev. B **67**, 155205 (2003)

³ C. Petrovic, Y. Lee, T. Vogt, N. Dj. Lazarov, S. L. Bud'ko,

and P. C. Canfield, Phys. Rev. B **72**, 045103 (2005)

⁴ A. V. Lukoyanov, V.V. Mazurenko, V.I. Anisimov, M. Sigrist and T.M. Rice, European Physical Journal B **53**, 205 (2006)

⁵ Rongwei Hu, V. F. Mitrovic and C. Petrovic, Phys. Rev. B **74**, 195130 (2006)

- ⁶ A. Perucchi, L. Degiorgi, Rongwei Hu, C. Petrovic and V.F. Mitrovic, *European Physical Journal B* **54**, 175 (2006)
- ⁷ S. Yeo, S. Nakatsuji, A. D. Bianchi, P. Schlottmann, Z. Fisk, L. Balicas, P. A. Stampe, and R. J. Kennedy, *Phys. Rev. Lett.* **91**, 046401 (2003)
- ⁸ N. Manyala, Y. Sidis, J. F. DiTusa, G. Aeppli, D.P. Young and Z. Fisk, *Nature* **404**, 581 (2000)
- ⁹ Myron B. Salamon and Marcelo Jaime, *Rev. Mod. Physics* **73**, 583 (2001)
- ¹⁰ J. S. Dodge, C. P. Weber, J. Corson, J. Orenstein, Z. Schlesinger, J. W. Reiner, and M. R. Beasley, *Phys. Rev. Lett.* **85**, 4932 (2000)
- ¹¹ R.C. O'Handley, in *The Hall Effect and its Application*, edited by C.L. Chien and C.R. Westgate (Plenum, New York, 1980), p. 417.
- ¹² E. Finkman and Y. Nemirovsky, *J. Appl. Phys.* **53**, 1055 (1982)
- ¹³ J.S. Kim, *J. App. Phys.* **86**, 3187 (1999)
- ¹⁴ J.S. Kim, *J. App. Phys.* **84**, 292(1998)
- ¹⁵ Patrick A. Lee and T. V. Ramakrishnan, *Rev. Mod. Phys.* **57**, 287 (2005)
- ¹⁶ J. S. Dugdale, *The Electrical Properties of Disordered Metals* (Cambridge University Press, New York 1995)
- ¹⁷ S. Morita, Y. Isawa, T. Fukase, S. Ishida, Y. Koike, Y. Takeuti and N. Mikoshiba, *Phys. Rev. B* **25**, 5570 (1982)
- ¹⁸ P. A. Lee and T. V. Ramakrishnan, *Phys. Rev. B* **26**, 4009 (1982)
- ¹⁹ B. L. Al'tshuler and A. G. Aronov, *JETP Lett.* **33**, 499 (1981)
- ²⁰ A. I. Yakimov and A. V. Dvurechenskii, *JETP Lett.* **69**, 202 (1999)
- ²¹ A. J. Millis and P. A. Lee, *Phys. Rev. B* **30**, 6170 (1984)
- ²² A. Stolovits, A. Sherman, K. Ahn and R. K. Kremer, *Phys. Rev. B*, **62** 10565 (2000)
- ²³ J.F. Dayen, A. Rumyantseva, C. Ciornei, T. L. Wade, and J.E. Wegrowe, Pribat and C. Sorin Cojocaru, *App. Phys. Lett.* **90**, 173110 (2007)