

Quantum control using diabatic and adiabatic transitions

D. A. Wisniacki, G. E. Murgida, and P. I. Tamborenea

Departamento de Física "J. J. Giambiagi", Universidad de Buenos Aires, Ciudad Universitaria, Pab. I, C1428EHA Buenos Aires, Argentina

Abstract. We exploit the concept of Landau-Zener transitions at avoided energy crossings as a quantum-control tool. In an avoided crossing the two quantum states interchange their characteristics as an external parameter is varied. Depending on the rate of change of the parameter it is possible to control the final state. We use this simple idea to travel along the energy spectrum of a realistic system: two interacting electrons confined in a quasi-one-dimensional semiconductor system.

Keywords: quantum control, nanostructures, Landau-Zener

PACS: 73.63.-b, 78.67.Hc

Quantum control of individual electrons in semiconductor nanostructures has become an active field of research. Transport of single electrons through quantum dots has been demonstrated in the early 90s [1] and numerous theoretical studies exploring coherent quantum manipulation of one- [2] and two-electron [3] systems have appeared. Due to the potential applications of this field to quantum information processing, it is highly desirable to develop simple and versatile coherent control methods for these semiconductor systems.

In this presentation we will report our recent work on control of quantum systems based on the navigation through the energy spectrum, considered as a function of an external, controllable parameter [4]. The basic element of our control strategy is the avoided crossing. At an avoided crossing, two energy levels approach each other and the associated eigenstates exchange their characteristics as the external parameter sweeps through the crossing. Zener analyzed this situation in his celebrated paper of 1932 [5], he determined the asymptotic transition probabilities as the control parameter changes linearly with time. For rapid changes the final state has the same characteristics as the initial state (diabatic path, see Fig. 1). Conversely, for adiabatic transitions the initial and final states have different characteristics. Clearly, this entails a very simple control method. We have shown that this strategy can be used to navigate the spectrum to reach any desired target state.

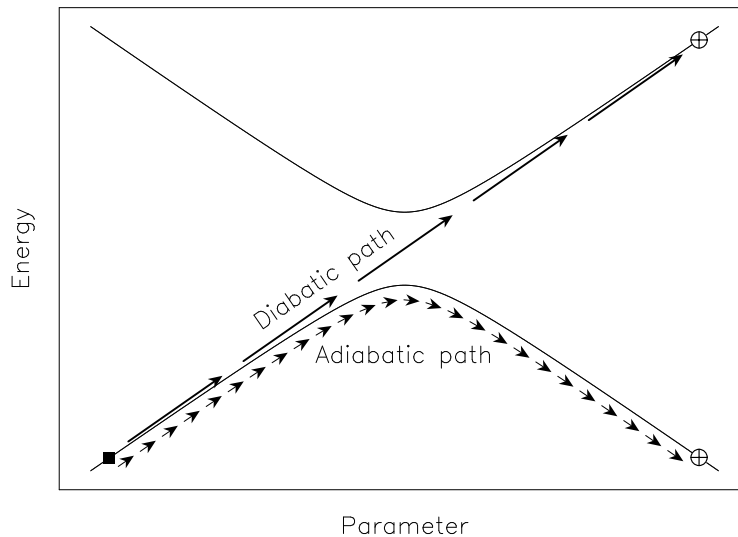


FIGURE 1. An avoided crossing and a schematic drawing of the diabatic (fast) and adiabatic (slow) ways to cross it. Long (short) arrows represent fast (slow) variations of the control parameter.

We apply our control method to a realistic system: a quasi one-dimensional double quantum dot. The structure contains two interacting electrons and a uniform electric field is applied. The Hamiltonian of the system is

$$H = -\frac{\hbar^2}{2m} \left(\frac{\partial^2}{\partial z_1^2} + \frac{\partial^2}{\partial z_2^2} \right) + V(z_1) + V(z_2) + V_C(|z_1 - z_2|) - e(z_1 + z_2)E(t), \quad (1)$$

where z_1 and z_2 are the longitudinal coordinate of the electrons, m is the electronic mass, V_c is the Coulomb interaction between the electrons, V is the confining potential, and $E(t)$ is an external time-dependent electric field. The confining potential is a double quantum well with well width of 28 nm, interwell barrier of 4 nm, and 220 meV deep (a typical depth for a GaAs-AlGaAs quantum well). Since the Hamiltonian is spin independent, the total spin is conserved and the spatial wave function remains symmetric under particle exchange at all times.

We have used the external electric field as the control parameter. In Fig. 2 we show the spectrum of eigenenergies of the Hamiltonian of Eq. (1) versus electric field. The spectrum is composed of nearly straight lines that never cross, that is, all level crossings are avoided. Far from the avoided crossings, the eigenfunctions have a distinct kind of localization depend on the slope of the eigenenergie as a function of the electric field [4]. For zero slope the electrons are delocalized, that is, each electron is in a different dot, for negative slopes both electrons are in the left dot and for positive slopes both electrons are in the right dot.

We now describe a very ambitious control example that complements our previous results of Ref. [4]. We assume that the ground state of the system without applied electric field is the initial state and the desired target state is a high-lying state (17th state) of the system with an electric field of $E = 13$ kV/cm (see Figs. 2,3). The target state belongs to a spectrum line with negative slope, and therefore has mostly a Right-Right type of localization (both electrons on the right well; see Fig. 3b). The intended path to be travelled is shown in Fig. 2. Short arrows show adiabatic changes of the control parameter and long arrows denote diabatic transitions. The electric field as a function of time is shown in Fig. 3a; the diabatic transitions are seen as vertical jumps (for example, at $t = 150, 350, 450, 550, 650$ ps) and the straight lines with small slopes correspond to the adiabatic changes of the electric field. The evolving wave function at various times is shown in Fig. 3b; the target state is also shown in this figure, labeled as TS. An important point of our method is that far from the avoided crossings we move adiabatically and we use either type of evolution (slow or fast) at the avoided crossings, depending on which branch of the crossing we wish to arrive at. Furthermore, we use diabatic transitions whenever we need to jump a cluster of levels. See for example in Fig. 2 the jump from $E = 5$ kV/cm to $E = 11$ kV/cm, which happens at $t = 550$ ps, as seen in Fig. 3a.

We have obtained a similar degree of success for the complex path of Fig. 2 as that obtained in Ref. [4]. The overlap between the evolved final state (state at $t_5 = 1040$ ps in Fig. 3b) and the target state (state TS in the same figure) is 0.91. One can see that the main difference between both states is that the evolved state includes a some amount right-left

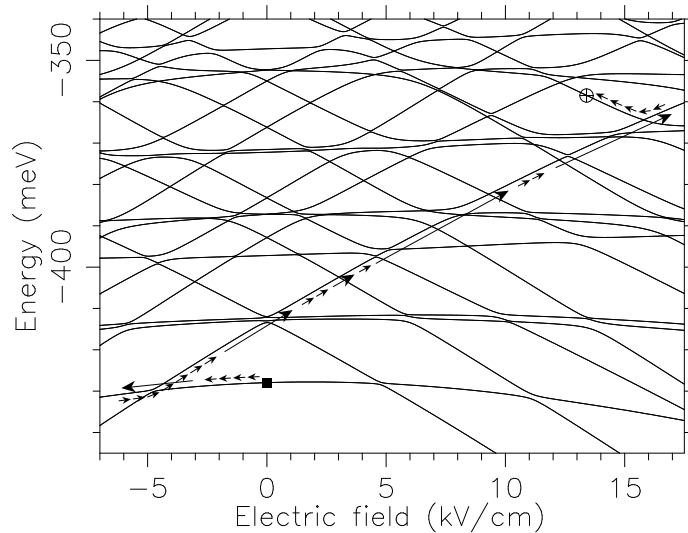


FIGURE 2. The energy spectrum of the two interacting electrons confined in a quasi-one-dimensional double-well semiconductor nanostructure. The arrows indicate the intended path to be followed in order to go from the initial state (filled square) to the target state (circle). Long (short) arrows represent fast (slow) variations of the external electric field used for control.

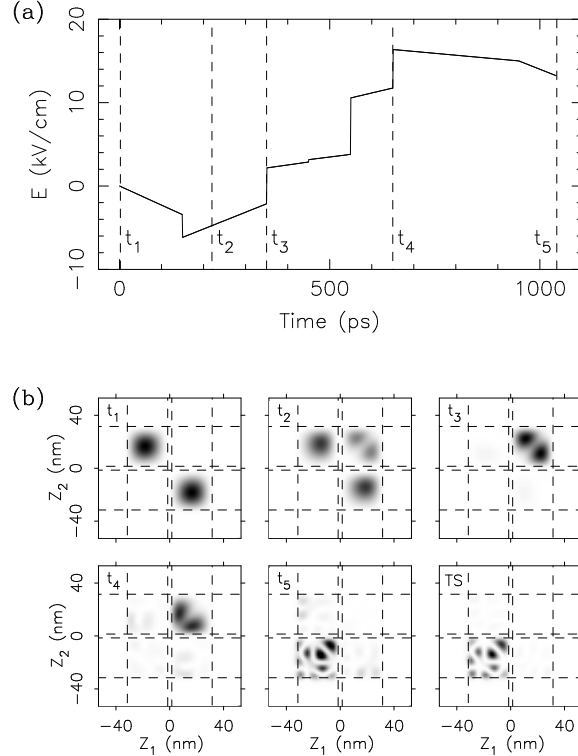


FIGURE 3. (a) The time-dependent applied electric field used to carry out the control strategy shown in Fig. 2. (b) The evolving two-electron wavefunction at different times during the evolution. $t_1 = 0$, $t_2 = 276$ ps, $t_3 = 350$ ps, $t_4 = 650$ ps, and $t_5 = 1040$ ps. Also shown is the target state.

probability, while the target state has almost none. On the other hand, the left-left probability distribution for both states, which carries most of the weight, is remarkably similar.

In summary, we have developed an efficient method to control the wave function of a system dependent on a parameter. We exploit the diabatic and adiabatic Landau-Zener transitions at avoided crossings, in order to travel through the energy spectrum. We have successfully applied our method to a two-electron quasi-one-dimensional double-dot semiconductor system. In this system the control parameter is an external electric field that interacts with the electrons via the dipole coupling.

ACKNOWLEDGMENTS

The authors acknowledge support from CONICET (PIP-6137, PIP-5851) and UBACyT (X248, X179). D.A.W. and P.I.T. are researchers of CONICET.

REFERENCES

1. L. J. Geerligs *et al.*, Phys. Rev. Lett. **64**, 2691 (1990); H. Pothier *et al.*, Europhys. Lett. **17**, 249 (1992); L. P. Kouwenhoven *et al.*, Phys. Rev. Lett. **67**, 1626 (1991).
2. See for example F. Grossmann, T. Dittrich, P. Jung, and P. Hänggi, Phys. Rev. Lett. **67**, 516 (1991) and R. Bavli and H. Metiu, Phys. Rev. Lett. **69**, 1986 (1992).
3. See for example P. I. Tamborenea and H. Metiu, Phys. Rev. Lett. **83**, 3912 (1999) and P. Zhang and X.G. Zhao, Phys. Lett. A **271**, 419 (2000).
4. G. E. Murgida, D. A. Wisniacki, and P. I. Tamborenea, Phys. Rev. Lett. in press.
5. C. Zener, Proc. R. Soc. London, Ser. A **137**, 696 (1932).