

Electric transport and magnetic properties in multilayer graphene

Masaaki Nakamura¹ and Lila Hirasawa^{2,3}

¹*Department of Applied Physics, Faculty of Science, Tokyo University of Science,
1-3 Kagurazaka, Shinjuku-ku, Tokyo 162-8601 Japan,*

²*Institute for Solid State Physics, University of Tokyo,
Kashiwanoha, Kashiwa-shi, Chiba 277-8581 Japan,*

³*Department of Physics, Tokyo Institute of Technology,
Oh-Okayama, Meguro-ku, Tokyo 152-8551 Japan*

(Dated: February 9, 2022)

We discuss electric transport and orbital magnetism of multilayer graphenes in a weak-magnetic field using the matrix decomposition technique. At zero temperature, the minimum conductivity is given by that of the monolayer system multiplied by the layer number N , independent of the interlayer hopping t . When the interlayer hopping satisfies the condition $t \gg \hbar/\tau$ with τ being collision time of impurity scattering, $[N/2]$ kinks and $[N/2] + 1$ plateaux appear in the Fermi-energy (gate voltage) dependence of the conductivity and the Hall conductivity, respectively. These behaviors are interpreted as multiband effects. We also found that the Hall conductivity and the magnetic susceptibility take minimum value as a function of temperature, for certain value of the gate voltage. This behavior is explained by Fermi-energy dependence of these functions at zero temperature.

PACS numbers: 73.43.Cd, 71.70.Di, 81.05.Uw, 72.80.Le

I. INTRODUCTION

Experimental studies of graphene have revealed exotic transport properties such, as an anomalous quantum Hall effect and the finite universal conductivity at zero energy.^{1,2} These results are essentially explained by the two-dimensional (2D) massless Dirac equation which describes the low-energy band structure of graphene around the gapless point.³⁻⁹ Moreover, multilayer graphenes which consist of stacked few-layer systems also attract attention. For bilayer systems, quantum Hall effect^{1,2,10} and longitudinal conductivity¹¹⁻¹⁴ have been studied. For systems with more than three layers, electronic structures are investigated experimentally¹⁵⁻¹⁷ and theoretically.¹⁸⁻²⁰ One of the most interesting point of these multilayer systems would be variety of stacking structures. A graphene is usually produced by micromechanical cleavage of graphite, so that the stacking structure is considered to be the Bernal type, since the natural graphite falls into this category. However, production of graphene with other stacking types may also be possible by recent epitaxial methods. The difference of band structure depending on the stacking types are discussed,^{19,20} and stability of the stacking structures is also studied in terms of symmetry arguments.²¹

On the other hand, the magnetic susceptibility of carbon systems has been studied for long times, before the discovery of graphene. It is well known that three-dimensional graphite shows large diamagnetism, and this has been explained theoretically by McClure. He showed that the orbital diamagnetism appears with a delta function peak at the zero energy point based on the 2D massless Dirac equation.^{22,23} This argument can be essentially applied to monolayer graphenes,²⁴ and effects of impurity scattering^{25,26} and of an energy gap²⁷ are discussed.

The orbital magnetism in multilayer systems was studied more than two decades ago, motivated by graphite intercalation compounds. Especially, the magnetic susceptibility of bilayer and multilayer systems was discussed by Safran,²⁸ and by Saito and Kamimura,²⁹ respectively. Quite recently, Koshino and Ando calculated the susceptibility using matrix decomposition technique.³⁰ They discussed that Hamiltonian of the Bernal stacking systems can be block diagonalized into effective bilayer and monolayer Hamiltonians depending on parity of layer numbers. This is a powerful tool to investigate multilayer systems.

In this paper, we turn our attention to the electric conductivity and Hall conductivity of multilayer graphenes in a weak-magnetic field. We also consider how the differences of stacking structures appear in the physical quantities. We use the matrix decomposition technique used by Koshino and Ando throughout this paper for the calculation of Bernal stacking systems. We also discuss the finite-temperature properties including magnetic susceptibility in these systems.

The rest of paper is organized as follows. In Sec. II, we discuss the Hamiltonian of the multilayer systems. In Secs. III and IV, the conductivity and the Hall conductivity are discussed, respectively. Kinks and plateaux appearing in their Fermi-energy dependence are discussed. In Sec. V, we discuss the finite-temperature properties of the diamagnetic orbital susceptibility, and discuss a minimum value as a function of temperature. In Appendices, we discuss the decomposition of Hamiltonian, and present analytical forms of physical quantities.

not coincide with the experimental value e^2/h ,^{1,2} except for the numerical analysis of Nomura and MacDonald.³³

As the Fermi energy increases as $\mu/\Gamma \rightarrow \infty$ with small interlayer hopping $t/\Gamma \ll 1$, the conductivity approaches to N times of the Drude-Zener form,

$$\sigma_{xx} = \frac{\sigma_0}{1 + (\omega_c\tau)^2} \simeq \sigma_0 = \frac{e^2\tau\mu}{4\pi\hbar^2}. \quad (11)$$

Compared with the result of the linearized Boltzmann equation for nonrelativistic electrons $\sigma_0 = ne^2\tau/m$, where n is the electron density, the “electron mass” m is related as $m = |\mu|/v^2$.⁷ This agreement with the Boltzmann description is due to the constant Γ . A similar linear Fermi-energy dependence of the conductivity is reproduced by numerical calculation considering effects of screened Coulomb impurity scattering.³³

For large interlayer hopping $t/\Gamma \gg 1$ which means that the energy gap $\Delta \sim O(t)$ satisfies the condition $\Delta \gg \hbar/\tau$, kinks appear in the Fermi-energy dependence. The number of kinks is increased as the layers are increased. These phenomena can be interpreted as a multi-band effect: When the interlayer hopping is large enough in the N -layer system, N bands in the positive (negative) energy region split into $[(N+1)/2]$ gapless modes and other bands with different energy gaps. Therefore, the number of kinks in the positive or negative energy region is $N/2$ for even layers, and $(N-1)/2$ for odd layers, reflecting the discontinuity of the density of states.

In order to clarify this argument, we generalize Eq. (11) to the multiband system for $\mu \geq 0$ as

$$\sigma_{xx} = \frac{e^2\tau}{4\pi\hbar} \sum_{i=1}^N \theta(\mu - v_i k_{F,i}) v_i k_{F,i}, \quad (12)$$

where the velocity v_i and the Fermi wave number of the i -th band $k_{F,i}$ are related as

$$mv_i = \hbar k_{F,i}, \quad \mu = \varepsilon_i(k_{F,i}). \quad (13)$$

In Fig. 4, the Fermi-energy dependence of the zero-temperature conductivity at $t/\Gamma = 6$ for various layer numbers is shown. The results of semiclassical analysis show good agreement with those of the linear response theory, except for the small energy region where the quantum effect is essential. For more detailed semiclassical argument, we should consider the Boltzmann equation for Dirac type systems.³⁴

IV. HALL EFFECT

Next, we consider the Hall conductivity σ_{xy} in a weak-magnetic field. The expression of the Hall conductivity in terms of the Green function is obtained by the Luttinger-Kohn representation³⁵ for the basic functions and the Fourier expansion of the vector potential $\mathbf{A}(\mathbf{r}) = \mathbf{A}_q e^{i\mathbf{q}\cdot\mathbf{r}}$. As the first-order perturbation of the current term of the

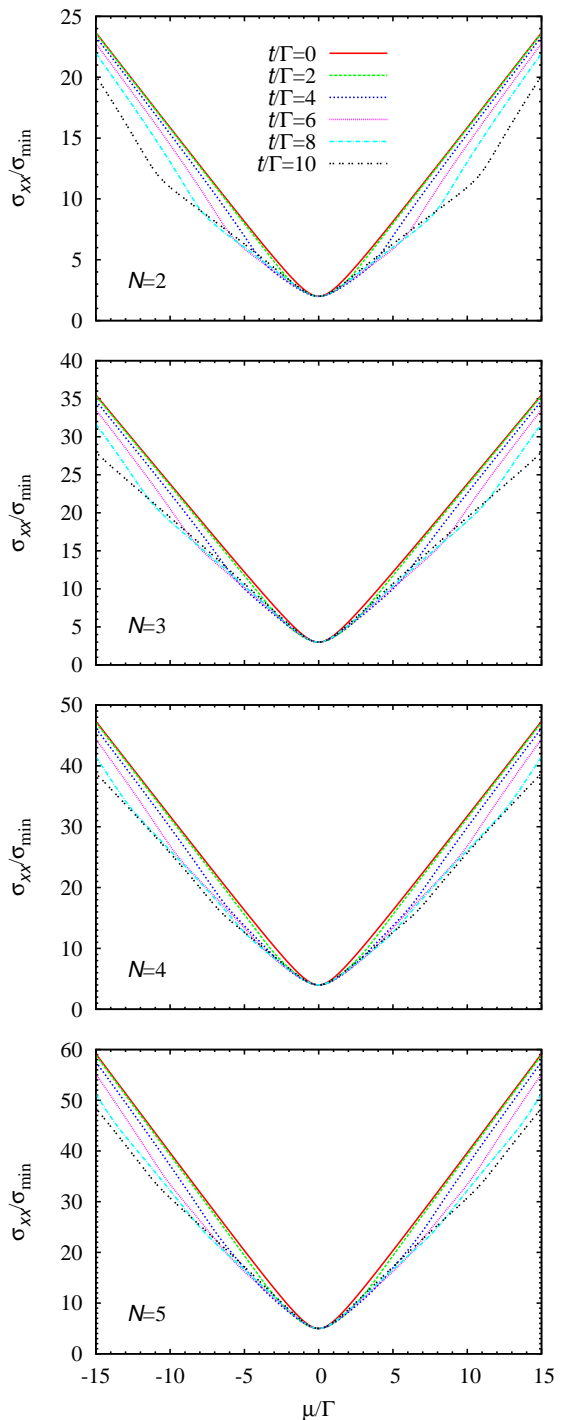


FIG. 3: (Color online) Fermi-energy (μ/Γ) dependence of the longitudinal conductivity of Bernal stacking systems with $N = 2, 3, 4, 5$, scaled by the minimum conductivity of the monolayer system $\sigma_{\min} = e^2/\pi h$. In these results, $[N/2]$ kinks appear for the positive (or negative) Fermi-energy regions.

Hamiltonian $\mathcal{H} - \mathbf{A}_q \cdot \mathbf{J}(-\mathbf{q})/c$, we have the following

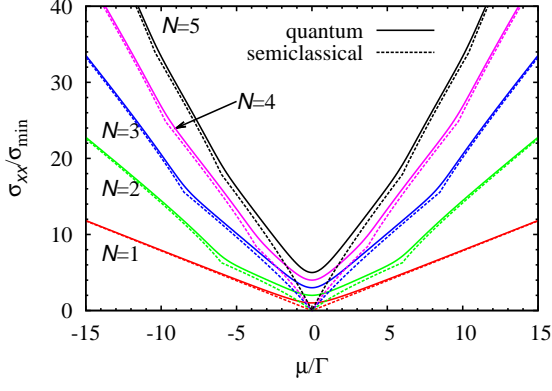


FIG. 4: (Color online) Comparison between the longitudinal conductivity obtained by the linear response theory (solid lines) and that by the semiclassical analysis (dashed lines) for one to five layer systems with $t/\Gamma = 6$.

three point function:^{36–38}

$$\begin{aligned} \Pi_{\mu\nu}(\mathbf{q}, i\nu_m) &= \sum_{\alpha=x,y} \frac{A_{q\alpha}}{c\hbar} \frac{1}{V} \int_0^{\beta\hbar} d\tau \int_0^{\beta\hbar} d\tau' \\ &\times e^{i\nu_m\tau} \langle \mathcal{T}_\tau J_\mu(\mathbf{q}, \tau) J_\alpha(-\mathbf{q}, \tau') J_\nu(\mathbf{0}, 0) \rangle. \end{aligned} \quad (14)$$

Then by \mathbf{q} expansion of the temperature Green function with the relation $\partial_{k_\mu} \mathcal{G} = \mathcal{G} \gamma_\mu \mathcal{G}$, we obtain the polarization function in the linear order of the magnetic field $B = i(q_x A_q^y - q_y A_q^x)$ as

$$\begin{aligned} \tilde{\Pi}_{\mu\nu}(\mathbf{0}, i\nu_m) &= i \frac{e^3 B}{2c\hbar} \frac{1}{V\beta\hbar} \sum_{\mathbf{k}, n} \\ &\times \text{tr} (\gamma_\mu \mathcal{G}_+ \gamma_x \mathcal{G}_+ \gamma_\nu \mathcal{G}_+ \gamma_y \mathcal{G}_- - \gamma_\mu \mathcal{G}_+ \gamma_y \mathcal{G}_+ \gamma_\nu \mathcal{G}_+ \gamma_x \mathcal{G}_- \\ &+ \gamma_\mu \mathcal{G}_+ \gamma_x \mathcal{G}_+ \gamma_y \mathcal{G}_+ \gamma_\nu \mathcal{G}_- - \gamma_\mu \mathcal{G}_+ \gamma_y \mathcal{G}_+ \gamma_x \mathcal{G}_+ \gamma_\nu \mathcal{G}_- \\ &+ \gamma_\mu \mathcal{G}_+ \gamma_\nu \mathcal{G}_+ \gamma_x \mathcal{G}_+ \gamma_y \mathcal{G}_- - \gamma_\mu \mathcal{G}_+ \gamma_\nu \mathcal{G}_+ \gamma_y \mathcal{G}_+ \gamma_x \mathcal{G}_-). \end{aligned} \quad (15)$$

In Fig. 5, we show the zero-temperature Hall conductivity (calculated per valley and per spin) σ_{xy} versus the Fermi energy (gate voltage) μ scaled by the scattering rate Γ . The Hall conductivity changes the sign depending on the sign of μ . For small t/Γ , the Hall conductivity shows sharp change in the small energy region $\mu/\Gamma \rightarrow 0$. Then its absolute value takes maximum, and approaches to the constant value ($\propto \Gamma^{-2}$), as the Fermi energy is increased as $\mu/\Gamma \rightarrow \infty$. This value is N times of the Drude-Zener like formula,

$$\sigma_{xy} = \frac{-\omega_c \tau \sigma_0}{1 + (\omega_c \tau)^2} \simeq -\omega_c \tau \sigma_0, \quad (16)$$

where $\omega_c = |eB|/mc$ is the cyclotron frequency. The deviation of the Hall conductivity from this classical value at the low-energy regions and change of the sign are often called “anomalous” Hall effect. Actually, this behavior is observed experimentally in the gate voltage dependence

of hall coefficient $\rho_{xy} = -\sigma_{xy}/[(\sigma_{xx})^2 + (\sigma_{xy})^2]$ at the surface of a graphite.³⁹

The most remarkable feature of the Hall conductivity is that plateaux appear when the interlayer hopping is large $t/\Gamma \gg 1$. The number of plateaux for the positive or negative energy regions is $(N+2)/2$ for even layers, and $(N+1)/2$ for odd layers, and σ_{xy} is “quantized” by the unit of $\omega_c \tau \sigma_0$. This phenomenon is due to effect of the energy gap $\Delta \sim O(t)$ satisfying the condition $\Delta \gg \hbar/\tau$. Actually, a plateau also appears in the result of the monolayer system with an energy gap.²⁷ In order to clarify this behavior, we also generalize the Drude-Zener theory for σ_{xy} in the multiband systems. Then the Hall conductivity for $\mu \geq 0$ is given by

$$\sigma_{xy} = -\omega_c \tau \sigma_{xx} \simeq -\frac{e^3 \tau^2 B}{4\pi c \hbar^2} \sum_{i=1}^N \theta(\mu - v_i k_{F,i}) v_i^2, \quad (17)$$

where the velocity v_i and “electron mass” m are given by Eq. (13). In Fig. 6, the Fermi-energy dependence of the zero-temperature Hall conductivity σ_{xy} at $t/\Gamma = 6$ for various layer numbers is shown. The result of the semiclassical analysis shows good agreement with those of the linear response theory in terms of the step structure of σ_{xy} . For odd layers, the peak structure remains even when the plateaux appear, because of the contribution from a gapless monolayer mode.

We also show in Fig. 7, the Hall conductivity for $N = 3$ rhombohedral stacking system calculated based on the Hamiltonian (2). Reflecting the difference of the band structure (see Fig. 2), the first plateau appears at $\sigma_{xy} \simeq \pm \omega_c \tau \sigma_0$, while $\sigma_{xy} \simeq \pm 2\omega_c \tau \sigma_0$ for Bernal stacking.

V. ORBITAL MAGNETISM AND FINITE-TEMPERATURE PROPERTIES

The orbital magnetism of multilayer graphene with Bernal stacking at zero temperature has already been discussed by Koshino and Ando.³⁰ Here, we turn our attention to the finite-temperature properties of the magnetic susceptibility. The general formula for the orbital magnetic susceptibility of Bloch electrons was derived by Fukuyama.⁴⁰ A modified expression of this formula which is also applicable for the effective Hamiltonian of Eq. (3) (see Appendix B) is

$$\chi = -\frac{2}{\beta V} \left(\frac{e}{c\hbar} \right)^2 \sum_n \sum_{\mathbf{k}} \text{tr} (\mathcal{G} \gamma_+ \mathcal{G} \gamma_- \mathcal{G} \gamma_+ \mathcal{G} \gamma_-), \quad (18)$$

where $\gamma_\pm \equiv (\gamma_x \mp i\gamma_y)/2$. This result is obtained by the Luttinger-Kohn base, the Fourier expansion $\mathbf{A}(\mathbf{r}) = \mathbf{A}_{\mathbf{q}}(e^{i\mathbf{q}\cdot\mathbf{r}} - e^{-i\mathbf{q}\cdot\mathbf{r}})/2i$, the \mathbf{q} expansion of the temperature Green function, and the second derivative of the thermodynamic potential $\chi = -\frac{1}{V} \left. \frac{\partial^2 \Omega}{\partial B^2} \right|_{B=0}$. Here, the magnetic field is given as $B = q_x A_q^y - q_y A_q^x = (i/2)(q_+ A_q^- - q_- A_q^+)$ with $\mathbf{q} \rightarrow \mathbf{0}$, where $A_q^\pm \equiv A_q^x \pm iA_q^y$.

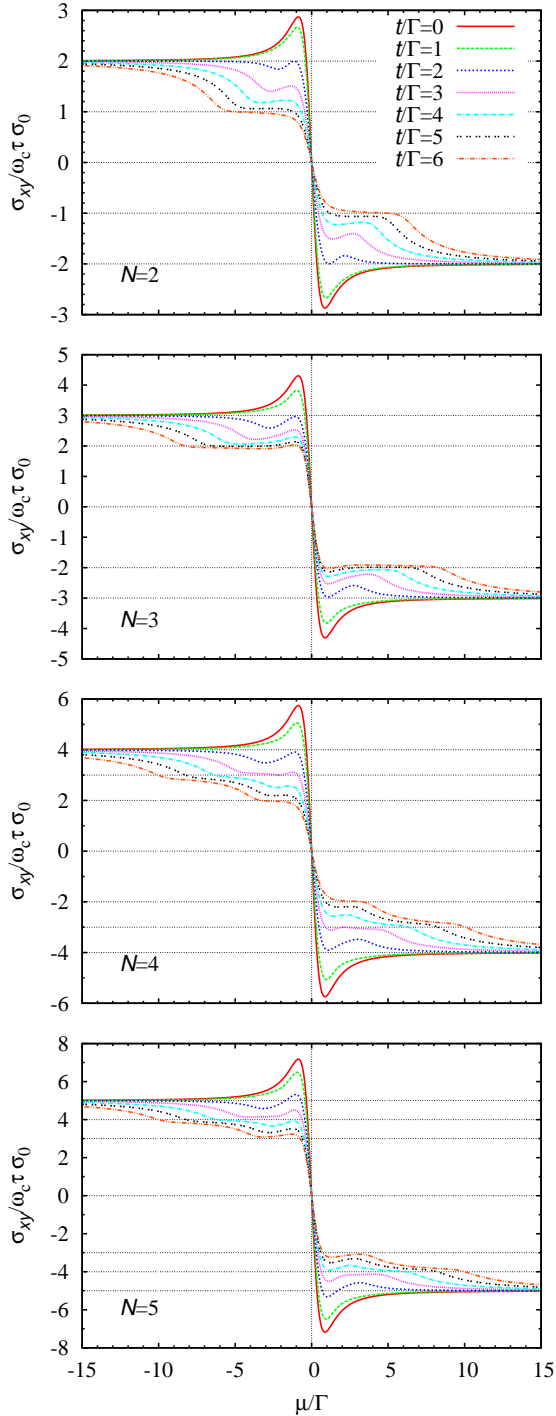


FIG. 5: (Color online) Fermi-energy (μ/Γ) dependence of the Hall conductivity of Bernal stacking systems with $N = 2, 3, 4, 5$, scaled by the classical Hall conductivity of the monolayer system $\omega_c \tau \sigma_0$. In these results, $[N/2]+1$ plateaus appear in large t/Γ cases.

Figure 8 shows the susceptibility of the bilayer system at zero temperature. (see Appendix B) As discussed by Safran,²⁸ the susceptibility diverges logarithmically at

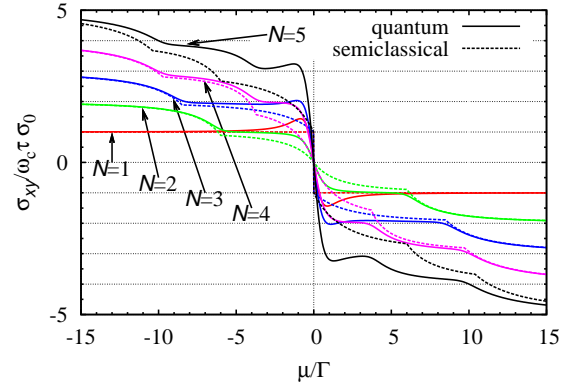


FIG. 6: (Color online) Comparison between the Hall conductivity obtained by the linear response theory (solid lines) and that by the semiclassical analysis (dashed lines) for one to five layer systems with $t/\Gamma = 6$.

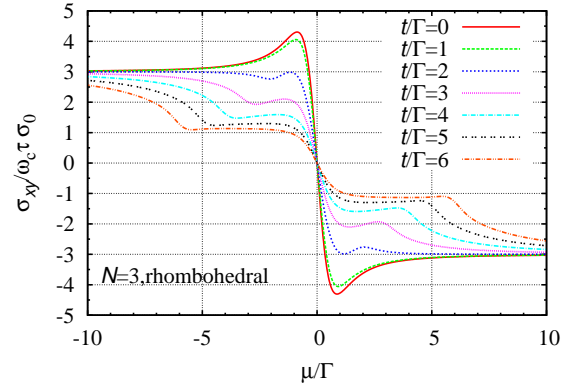


FIG. 7: (Color online) Fermi-energy (μ/Γ) dependence of the Hall conductivity of a rhombohedral stacking system with $N = 3$. In this case, the first plateau appears at $\sigma_{xy} \simeq \pm \omega_c \tau \sigma_0$, reflecting the band structure.

zero-energy point with $\Gamma = 0$, and paramagnetic regions appear. As t/Γ is increased, the Lorentzian-like curve becomes broad, and the diamagnetism becomes smaller (larger) at small (large) Fermi-energy region. This behavior is similar to that of the monolayer system with an energy gap.²⁷ Therefore, as discussed by Koshino and Ando, odd layer systems with Bernal stacking tend to show large diamagnetism than the even layer systems due to the contribution from gapless mode of the effective monolayer.

In Fig. 9, we show the temperature dependence of the susceptibility of monolayer and bilayer systems. We find that there appears the minimum value at finite temperature when the gate voltage satisfies the relation with some critical value $|\mu| > \mu_c$. This phenomenon is explained in the following way: For simplicity, let us consider the sus-

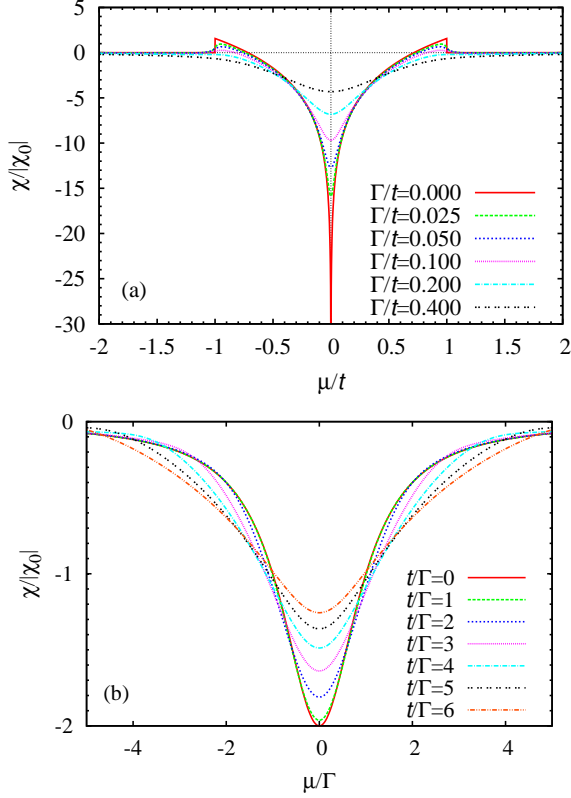


FIG. 8: (Color online) Magnetic susceptibility of the bilayer system at zero temperature as a function of the Fermi energy μ for (a) fixed interlayer hopping $t = 1$ and for (b) fixed scattering rate $\Gamma = 1$. These data are scaled by $\chi_0 = -6e^2v^2/\pi^2c^2$. t dependence of the susceptibility is similar to that of gap dependence in the monolayer system [see Fig. 1(a) of Ref. 27].

ceptibility in the monolayer system with finite Γ ,²⁵

$$\chi = -\frac{e^2v^2}{6\pi^2c^2} \int_{-\infty}^{\infty} dx f(x) \text{Im} \frac{1}{(x+i\Gamma)^2}, \quad (19)$$

where $f(x) \equiv (e^{\beta(x-\mu)} + 1)^{-1}$ is the Fermi distribution function. At zero and high temperature limits, Eq. (19) becomes $\chi = -\frac{e^2v^2}{6\pi^2c^2} \frac{\Gamma}{\mu^2 + \Gamma^2}$ and $\chi = 0$, respectively. In the finite-temperature regions, Sommerfeld expansion of (19) is

$$\frac{6\pi^2c^2}{e^2v^2} \chi = -\frac{\Gamma}{\mu^2 + \Gamma^2} + \frac{\pi^2}{6} (k_B T)^2 F'(\mu) + O(k_B T)^3, \quad (20)$$

where

$$F(x) \equiv \text{Im} \frac{1}{(x+i\Gamma)^2}, \quad F'(x) = \frac{-2\Gamma [3x^2 - \Gamma^2]}{[x^2 + \Gamma^2]^3}. \quad (21)$$

Therefore, for $F'(\mu) < 0$ ($|\mu|/\Gamma > 1/\sqrt{3}$) a minimum value appears as a function of temperature. This means that the condition to appear a minimum value

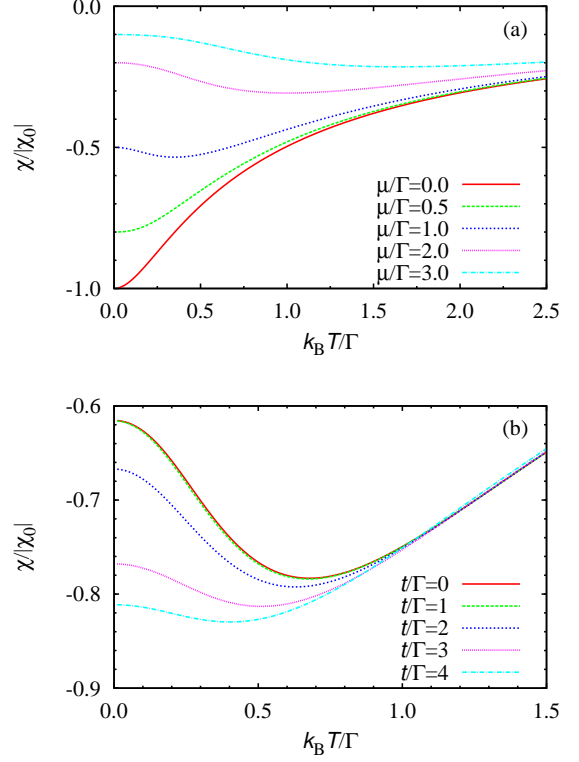


FIG. 9: (Color online) Temperature dependence of the magnetic susceptibility χ of (a) the monolayer system and (b) the bilayer system for several strength of the interlayer hopping at $\mu/\Gamma = 1.5$. A minimum value appears as a function of temperature.

is existence of an inflexion point in the susceptibility at zero temperature as a function of the Fermi-energy $\propto \int_{-\infty}^{\mu} F(x) dx$. The same argument can also be applied to multilayer systems and other physical quantities, and it turns out that the Hall conductivity may have minimum value for small interlayer hopping or odd layer cases (see Fig. 10), where the peak structure of the Hall conductivity is clear. Similar argument for a minimum value of physical quantity at finite temperature is recently done for the magnetization of quantum spin chains in a magnetic field.⁴¹ For the longitudinal conductivity, there appears no minimum (see Fig. 11).

VI. SUMMARY AND DISCUSSION

In summary, we have studied the electric transport and the orbital magnetism of multilayer graphene in weak-magnetic field. We have found that kinks appear in the gate voltage dependence of the conductivity, and plateaux in the Hall conductivity. These phenomena are explained as multiband effects which become clear when the energy gap and the collision time satisfy the condition $\Delta \gg \hbar/\tau$. We have also considered finite-temperature

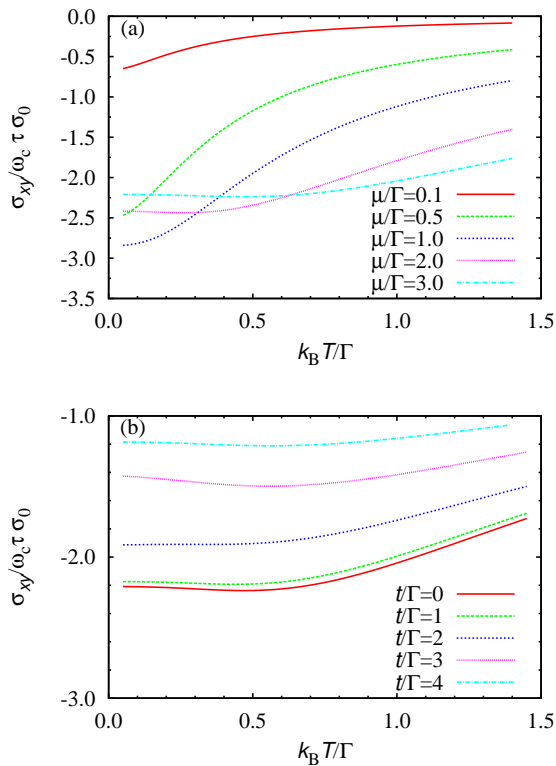


FIG. 10: (Color online) Temperature dependence of the Hall conductivity σ_{xy} of (a) the monolayer system and (b) the bilayer system for several strength of the interlayer hopping at $\mu/\Gamma = 3$. A minimum value appears as a function of temperature.

properties of this system, and found that a minimum value appears in the magnetic susceptibility and the Hall conductivity, as functions of temperature. These phenomena are explained by the existence of an inflexion point in the zero-temperature Fermi-energy dependence.

In this paper, we have tuned our attention mainly to the Bernal stacking systems, except for the result of Fig. 7. For rhombohedral stacking systems, the band structure is quite different from that of the Bernal stacking, especially the gapless linear dispersions for odd $N \geq 3$ do not appear. Therefore, it is expected that difference of the properties of the physical quantities, such as the magnetic susceptibility, is not so drastic depending on the parity of the number of layers. It is also reported that the trigonal wrapping effect causes essential difference in the longitudinal conductivity.¹⁴ This would be also an interesting future problem. We have also discussed the semi-classical analysis of transport properties using the results of Boltzmann equation for nonrelativistic electrons. It is expected, however, that Boltzmann equation for Dirac type systems is needed for more detailed description in regions close to the zero-energy point. Moreover, it is also desirable to extend the present analysis to finite-magnetic field regions where the Landau quantization is

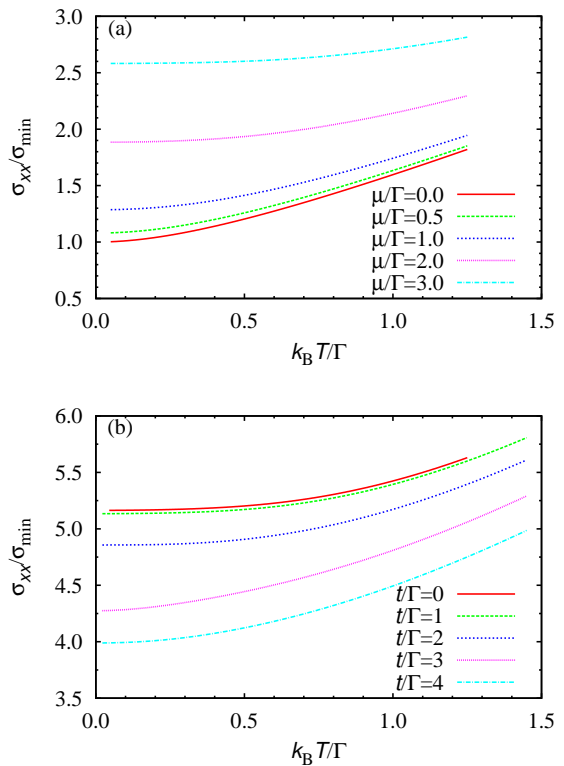


FIG. 11: (Color online) Temperature dependence of the conductivity σ_{xx} of (a) the monolayer system and (b) the bilayer system for several strength of the interlayer hopping at $\mu/\Gamma = 3$. They behave monotonically as a function of temperature.

essential.

Note added in proof: After the submission of this paper, we become aware of a preprint H. Min and A.H. MacDonald, arXiv:0711.4333 where the present matrix decomposition technique and the 2×2 effective Hamiltonian are used to discuss the quantum Hall effect in multilayer graphenes with general stacking structures.

VII. ACKNOWLEDGMENTS

We are grateful to M. Oshikawa and A. Tokuno for discussions. M. N. thanks T. Ando and A. H. MacDonald for valuable comments.

APPENDIX A: DERIVATION OF THE EFFECTIVE HAMILTONIAN

In order to calculate physical quantities of multilayer systems, it is useful to reduce the original Hamiltonian with $2N \times 2N$ matrix form into some effective Hamiltonian which has fewer matrix elements. McCann and Fal'ko reduced the 4×4 matrix Hamiltonian into the 2×2

$$\begin{aligned} \mathcal{A}_2(x) = & -\frac{tx^2}{\Gamma(t^2 - 4x^2)} \left\{ \frac{\pi}{2} - \text{Tan}^{-1} \left(\frac{-t^2 + \Gamma^2 + x^2}{2t\Gamma} \right) \right\} + \frac{t\Gamma^2}{(t^2 + 4\Gamma^2)x} \text{Tanh}^{-1} \left(\frac{2tx}{t^2 + \Gamma^2 + x^2} \right) \\ & + \frac{x^2 + \Gamma^2}{2\Gamma x} \left(\frac{t^4}{(t^2 - 4x^2)(t^2 + 4\Gamma^2)} + 1 \right) \left\{ 2\text{Tan}^{-1} \left(\frac{x}{\Gamma} \right) - \text{Tan}^{-1} \left(\frac{t^2 + \Gamma^2 - x^2}{2x\Gamma} \right) + \frac{\pi}{2} \text{sgn}(x) \right\} + 2. \end{aligned} \quad (\text{B3})$$

For the 2×2 Hamiltonian (3), σ_{xx} is given by N times of Eq. (B1) with Eq. (B2). This is consistent with the result of Ref. 13 where $N = 2$ and $\Gamma = \mu = 0$ case is discussed.

We omit analytical result of the Hall conductivity σ_{xy} for the bilayer system, because of its lengthiness. For σ_{xy} of the 2×2 Hamiltonian (3), the following two terms should be added in $\text{tr}(\dots)$ of the polarization function (15), since γ_μ has momentum dependence,

$$-\mathcal{G}\gamma_x\mathcal{G}_+\gamma_y\mathcal{G}_+(\partial_{k_x}\gamma_y) + \mathcal{G}\gamma_x\mathcal{G}_+(\partial_{k_x}\gamma_y)\mathcal{G}\gamma_y. \quad (\text{B4})$$

In this case, finite cutoff is needed to make the σ_{xy} finite. Moreover, the Drude-Zener-like behavior for the high-energy region cannot be described. As a result, it turns out that Hamiltonian (3) is not appropriate to discuss the Hall conductivity in a weak-magnetic field.

The magnetic susceptibility (18) for bilayer system with 4×4 Hamiltonian is obtained as

$$\chi = \frac{v^2 e^2}{12\pi^2 c^2} \int_{-\infty}^{\infty} dx f(x) \mathcal{B}_2(x), \quad (\text{B5})$$

and

$$\begin{aligned} \mathcal{B}_2(x) = & \text{Im} \left[\frac{2}{(x + i\Gamma)^2 - t^2} \right. \\ & \left. - \frac{3}{t(x + i\Gamma)} \log \left[\frac{t + x + i\Gamma}{-t + x + i\Gamma} \right] \right]. \end{aligned} \quad (\text{B6})$$

In the limit $\Gamma \rightarrow 0$, Eq. (B5) becomes the result obtained by Safran,²⁸

$$\chi = \frac{v^2 e^2}{12\pi c^2 t} \left[f(-t) - f(t) + 3\mathcal{P} \int_{-t}^t dx \frac{f(x)}{x} \right] \quad (\text{B7})$$

$$= \frac{v^2 e^2}{12\pi c^2 t} \theta(t - |\mu|) \left(1 + 3 \log \left| \frac{\mu}{t} \right| \right) \quad (T = 0), \quad (\text{B8})$$

where \mathcal{P} means the Cauchy's principal value. On the other hand, in the limit $t \rightarrow 0$, we obtain a value two times of that of the monolayer system (19).

The derivation of the formula (18) for the 2×2 Hamiltonian (3) can be done as in the same way of Ref. 40. In this calculation, we should extract terms of the thermodynamic potential which is proportional to square of the magnetic field in the following representation:

$$B^2 = \frac{2q_+q_-A_+A_- - q_+^2A_-^2 - q_-^2A_+^2}{4}. \quad (\text{B9})$$

The formula for $N = 2$ was also derived in Ref. 30 using γ_x, γ_y which has more complicated expression. These two expressions can be shown to be equivalent using some identities. To calculate susceptibility for Eq. (3), a finite cutoff is needed to make the susceptibility finite. This result shows diamagnetism near the zero energy point, but it is not appropriate for quantitative analysis.

¹ K. S. Novoselov, A. K. Geim, S. V. Morozov, D. Jiang, M. I. Katsnelson, I. V. Grigorieva, S. V. Dubonos, and A. A. Firsov, *Nature (London)* **438**, 197 (2005).
² Y. Zhang, Y.-W. Tan, H. L. Stormer, and P. Kim, *Nature (London)* **438**, 201 (2005).
³ A. W. Ludwig, M. P. A. Fisher, R. Shankar, and G. Grinstein, *Phys. Rev. B* **50**, 7526 (1994).
⁴ N. H. Shon and T. Ando, *J. Phys. Soc. Jpn.* **67**, 2421 (1998).
⁵ Y. Zheng and T. Ando, *Phys. Rev. B* **65**, 245420 (2002).
⁶ V. P. Gusynin and S. G. Sharapov, *Phys. Rev. Lett.* **95**, 146801 (2005).
⁷ V. P. Gusynin and S. G. Sharapov, *Phys. Rev. B* **73**, 245411 (2006).
⁸ N. M. R. Peres, F. Guinea, and A. H. Castro Neto, *Phys. Rev. B* **73**, 125411 (2006).
⁹ K. Ziegler, *Phys. Rev. B* **75**, 233407 (2007), and references therein.

¹⁰ E. McCann and V. I. Fal'ko, *Phys. Rev. Lett.* **96**, 086805 (2006).
¹¹ J. Nilsson, A. H. Castro Neto, F. Guinea, and N. M. R. Peres, *Phys. Rev. Lett.* **97**, 266801 (2006).
¹² M. Koshino and T. Ando, *Phys. Rev. B* **73**, 245403 (2006).
¹³ J. Cserti, *Phys. Rev. B* **75**, 033405 (2007).
¹⁴ J. Cserti, A. Csordas, and G. David, *Phys. Rev. Lett.* **99**, 066802 (2007).
¹⁵ T. Ohta, A. Bostwick, J. L. McChesney, T. Seyller, K. Horn, and E. Rotenberg, *Phys. Rev. Lett.* **98**, 206802 (2007).
¹⁶ A. Bostwick, T. Ohta, J. L. McChesney, K. V. Emtsev, T. Seyller, K. Horn, and E. Rotenberg, arXiv:0705.3705
¹⁷ S. Y. Zhou, G.-H. Gweon, A. V. Fedorov, P. N. First, W. A. de Heer, D.-H. Lee, F. Guinea, A. H. Castro Neto, and A. Lanzara, *Nature Materials* **6**, 770 (2007).
¹⁸ B. Partoens and F. M. Peeters, *Phys. Rev. B* **74**, 075404 (2006)

- ¹⁹ S. Latil and L. Henrard, Phys. Rev. Lett. **97**, 036803 (2006).
- ²⁰ F. Guinea, A. H. Castro Neto, and N. M. R. Peres, Phys. Rev. B **73**, 245426 (2006).
- ²¹ J. L. Mañes, F. Guinea, and Maria A. H. Vozmediano, Phys. Rev. B **75**, 155424 (2007)
- ²² J. W. McClure, Phys. Rev. **104**, 666 (1956).
- ²³ S. A. Safran and F. J. DiSalvo, Phys. Rev. B **20**, 4889 (1979).
- ²⁴ A. Ghosal, P. Goswami, and S. Chakravarty, Phys. Rev. B **75**, 115123 (2007).
- ²⁵ H. Fukuyama, J. Phys. Soc. Jpn **76**, 043711 (2007).
- ²⁶ M. Koshino and T. Ando, Phys. Rev. B **75**, 235333 (2007).
- ²⁷ M. Nakamura, Phys. Rev. B **76**, 113301 (2007).
- ²⁸ S. A. Safran, Phys. Rev. B **30**, 421 (1984).
- ²⁹ R. Saito and H. Kamimura, Phys. Rev. B **33**, 7218 (1986).
- ³⁰ M. Koshino and T. Ando, Phys. Rev. B **76**, 085425 (2007).
- ³¹ For example, see G. D. Mahan, *Many-Particle Physics* (Plenum, New York, 2000).
- ³² For example see, A. A. Abrikosov, L. P. Gorkov, and I. E. Dzyaloshinski, 1965, *Methods of Quantum Field Theory in Statistical Physics*, (Dover, New York).
- ³³ K. Nomura and A. H. MacDonald, Phys. Rev. Lett. **98**, 076602 (2007).
- ³⁴ N. M. R. Peres, J. M. B. Lopes dos Santos, and T. Stauber, Phys. Rev. B **76**, 073412 (2007).
- ³⁵ J. M. Luttinger and W. Kohn, Phys. Rev. **97**, 869 (1955).
- ³⁶ H. Fukuyama, H. Ebisawa, and Y. Wada, Prog. Theor. Phys. **42**, 494 (1969).
- ³⁷ H. Fukuyama, Ann. Phys. (Leipzig) **15**, 520 (2006).
- ³⁸ X. Yang and C. Nayak, Phys. Rev. B **65**, 064523 (2002).
- ³⁹ S. V. Morozov, K. S. Novoselov, F. Schedin, D. Jiang, A. A. Firsov, and A. K. Geim, Phys. Rev. B **72**, 201401(R) (2005).
- ⁴⁰ H. Fukuyama, Prog. Theor. Phys. **45**, 704 (1971).
- ⁴¹ Y. Maeda, C. Hotta, and M. Oshikawa, Phys. Rev. Lett. **99**, 057205 (2007).
- ⁴² For example, see M. Sato and M. Oshikawa, Phys. Rev. B **75**, 014404 (2007).