

Edge states and the integer quantum Hall conductance in spin-chiral ferromagnetic kagom e lattice

Zhigang Wang and Ping Zhang

Institute of Applied Physics and Computational Mathematics, P.O. Box 8009, Beijing 100088, P.R. China

We investigate the chiral edge states in the two-dimensional ferromagnetic kagom e lattice with spin anisotropies included. The system is periodic in the x direction but has two edges in the y direction. The Harper equation for solving the energies of edge states is derived. We find that there are two edge states in each bulk energy gap, corresponding to two zero points of the Bloch function on the complex-energy Riemann surface (RS). The edge-state energy loops parametrized by the momentum k_x cross the holes of the RS. When the Fermi energy lies in the bulk energy gap, the quantized Hall conductance is given by the winding number of the edge states across the holes, which reads as $\sigma_{xy}^{edge} = \frac{e^2}{h} \text{sgn}(\sin \theta)$, where θ is the spin chiral parameter (see text). This result keeps consistent with that based on the topological bulk theory.

PACS numbers: 73.43.-f, 73.43.Cd, 71.27.+a

Recently the quantum transport of electrons in spin-orbit coupled [1, 2, 3] or spin-chiral ferromagnetic systems [4, 5, 6, 7] has been a focus of intense interest in condensed matter physics. One typical spin-chiral ferromagnetic system is represented by pyrochlore compounds $R_2M_2O_7$ ($R = Nd, Sm, Gd$), in which the spin configuration is noncoplanar and the spin chirality appears. As a consequence, the quantum transport of electrons, especially the transverse conductivity σ_{xy} , is expected to be affected by the presence of spin chirality. Ohgushi et al. [8] have first pointed out that the chiral spin state can be realized by the introduction of spin anisotropy in an ordered spin system on the two-dimensional (2D) kagom e lattice, which is the cross section of the pyrochlore lattice perpendicular to the (1;1;1) direction [9]. In this case, it has been shown in the topological bulk theory [8, 10] that the presence of chiral spin state may induce gauge-invariant nonzero Chern number, thus resulting in a quantized Hall effect in insulating state.

In this paper we turn to study the 2D kagom e lattice with two edges, which, as will be shown below, displays two chiral (instead of nonchiral) edge states localized near the sample boundaries. Closely following the topological edge theory established in last decade [11, 12, 13], we first derive the transfer matrix (namely, the Harper equation [14, 15, 16]) for solving the energies of the edge states. Although the transfer matrix elements are no longer polynomials of the energy for a fixed spin chiral parameter (except for special cases $\alpha = 0$; $\alpha = 2$), we find that the transfer matrix method is also applicable in this system. Then by numerical calculation, we find that there are two edge states in each bulk energy gap, corresponding to two zero points of the Bloch function on the complex-energy Riemann surface (RS). Remarkably different from the case of a square lattice under a magnetic field [11], the edge-state energy loop moves across (not around) the holes in the RS in the present model. The two edge-state energy loops lying in the same energy gap are tangent at one point and their appearance shows a $\sqrt{3}$ structure. Furthermore, we obtain that when the

Fermi energy lies in the bulk energy gap, the quantum Hall conductance given by the winding number of the edge state can be written as $\sigma_{xy}^{edge} = \frac{e^2}{h} \text{sgn}(\sin \theta)$. This result based on the topological edge theory keeps consistent with that based on the topological bulk theory [8, 10].

Following Ref. [8], we consider the double-exchange ferromagnet on the kagom e lattice schematically shown in the left panel in Fig. 1 [8, 10]. Here the triangle is the one face of the tetrahedron, and the easy axis of the spin anisotropy points to the center of each tetrahedron and has an out-of-plane component. In this situation the three local spins on sites A, B, and C in the left panel in Fig. 1 have different directions and the spin chirality emerges. The effective Hamiltonian for the hopping electrons strongly hybrid-coupled to these localized spins is given by $H = \sum_{NN} t_{ij}^{eff} c_i^\dagger c_j$ with $t_{ij}^{eff} = t_{ij} \beta_{ij} = t e^{i a_{ij}} \cos \frac{\theta_{ij}}{2}$. Here the spin wave function β_{ij} is explicitly given by $\beta_{ij} = \cos \frac{\theta_{ij}}{2}; e^{i \theta_{ij}} \sin \frac{\theta_{ij}}{2}^T$, where the polar coordinates are pinned by the local spins, i.e., $\beta_{ij} \beta_{ij}^\dagger = \frac{1}{2} (\sin \theta_{ij} \cos \theta_{ij}; \sin \theta_{ij} \sin \theta_{ij}; \cos \theta_{ij})$. θ_{ij} is the angle between the two spins S_i and S_j . The phase factor a_{ij} can be regarded as the gauge vector potential $a(r)$, and the corresponding gauge flux is related to scalar spin chirality $\beta_{ijk} = S_i \cdot (S_j \times S_k)$ [17]. In periodic crystal lattices, the nonvanishing of the gauge flux relies on the multiband structure with each band being characterized by a Chern number [18, 19]. Following Ref. [8, 10] we set the flux originated from the spin chirality per triangle (see Fig. 1) as ϕ , which satisfies $e^{i \phi} = e^{i(a_{AB} + a_{BC} + a_{CA})}$. The flux penetrating one hexagon is determined as 2ϕ . We take the gauge, in which the phase of t_{ij}^{eff} is the same for all the nearest-neighbor pairs with the direction shown by the arrows in the left panel of Fig. 1. It should be pointed out that the net flux through a unit cell vanishes due to the cancellation of the contribution of the two triangles and a hexagon. Also noted is that the time-reversal symmetry is broken except for cases of $\phi = 0, \pi$. In the following we

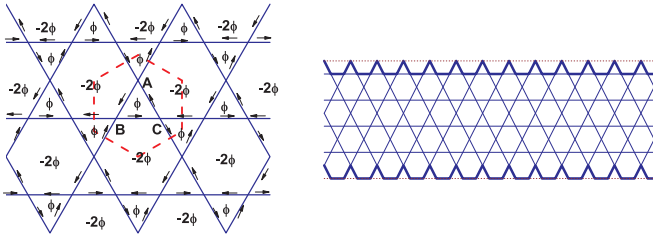


FIG. 1: (Color online) Left panel: Two dimensional spin-chiral ferromagnetic kagome lattice. The dashed line represents the Wigner-Seitz unit cell, which contains three independent sites (A, B, C). It is assumed that each site has a different spin anisotropy axis. The arrows means the sign of the phase of the transfer integral t_{ij} . Right panel: The 2D kagome lattice system with edges along the y direction.

change notation $i \rightarrow (lm s)$, where (lm) label the kagome unit cell and s denote the sites A, B and C in this cell. The size of the unit cell is set to be unity throughout this paper.

Now we suppose that the system is periodic in the x direction but has two edges in the y direction (see the right panel of Fig. 1). Since the system is periodic in the x direction, we can use a momentum representation of the electron operator

$$c_{(lm s)} = \frac{1}{\sqrt{L_x}} \sum_{k_x} X_{(lm s)} e^{ik_x X_{(lm s)}} m_s(k_x); \quad (1)$$

where $X_{(lm s)}$; $Y_{(lm s)}$ are the coordinate of the site s in the unit cell (lm) and k_x is the momentum along the x direction. Let us consider the one-particle state $|j(k_x)\rangle = \sum_{m s} c_{(m s)} \frac{Y_{(m s)}}{L_y} |j\rangle$. Inserting it into the Schrodinger equation $H |j\rangle = \epsilon_j |j\rangle$, we can easily obtain the following three eigenvalue equations for sites A, B, and C,

$$\begin{aligned} \epsilon_j m_A &= e^{-i\frac{3}{4}k_x} \frac{h}{2} e^{i\frac{1}{4}k_x} m_B + e^{-i\frac{3}{4}k_x} \frac{h}{2} e^{i\frac{1}{4}k_x} m_C + e^{-i\frac{3}{4}k_x} \frac{h}{2} e^{i\frac{1}{4}k_x} m_{(m+1)B} \\ &+ e^{-i\frac{3}{4}k_x} \frac{h}{2} e^{i\frac{1}{4}k_x} m_{(m+1)C}; \\ \epsilon_j m_B &= 2e^{-i\frac{3}{4}k_x} \cos \frac{k_x}{2} m_C \\ &+ e^{-i\frac{3}{4}k_x} \frac{h}{2} e^{i\frac{1}{4}k_x} m_A + e^{-i\frac{3}{4}k_x} \frac{h}{2} e^{i\frac{1}{4}k_x} m_{(m-1)A}; \\ \epsilon_j m_C &= e^{-i\frac{3}{4}k_x} \frac{h}{2} e^{i\frac{1}{4}k_x} m_A + e^{-i\frac{3}{4}k_x} \frac{h}{2} e^{i\frac{1}{4}k_x} m_{(m-1)A} \\ &+ 2e^{-i\frac{3}{4}k_x} \cos \frac{k_x}{2} m_B; \end{aligned} \quad (2)$$

Eliminating the B- and C-sublattice sites, we obtain the difference equation,

$$\begin{aligned} & \epsilon_j^3 - 4(1 + \cos^2 \frac{k_x}{2}) \epsilon_j - 8 \cos^2 \frac{k_x}{2} \cos \frac{k_x}{2} = 0 \\ & \Rightarrow 2 \cos \frac{k_x}{2} (\epsilon_j + 2 \cos \frac{k_x}{2}) m_{(m+1)A} + \epsilon_j m_{(m-1)A} = 0; \end{aligned} \quad (3)$$

This is the Harper equation [14, 15]. Equation (3) can be represented in the following matrix form :

$$\begin{pmatrix} m+1 \\ m \end{pmatrix}_A = M \begin{pmatrix} m \\ m-1 \end{pmatrix}_A; \quad (4)$$

where

$$M = \begin{pmatrix} p & 1 \\ 1 & 0 \end{pmatrix} \quad (5)$$

and $p = \frac{2 \cos^2 \frac{k_x}{2}}{2 \cos(k_x=2) + 2 \cos \frac{k_x}{2}} = 2 \cos \frac{k_x}{2}$. In the following we do not explicitly write the subscript A in Eq. (4). Then we get a reduced transfer matrix linking the two edges as follows

$$\begin{pmatrix} L_y+1 \\ L_y \end{pmatrix} = M \begin{pmatrix} 1 \\ 0 \end{pmatrix}; \quad (6)$$

where

$$M = M^{\downarrow y} = \begin{pmatrix} M_{11} & M_{12} \\ M_{21} & M_{22} \end{pmatrix}; \quad (7)$$

For general k_x , which varies in a range between $-\pi$ and π , $M_{ij}(\epsilon_j)$ ($i, j=1, 2$) are not polynomials of ϵ_j . At four special values, i.e., $\epsilon_j = 0; \pm \frac{1}{2}$, however, they can be written as polynomials of ϵ_j , with the degree of $2L_y$ for M_{11} , $2L_y - 1$ for M_{12} and M_{21} , and $2L_y - 2$ for M_{22} . In fact, in the spin-chiral cases of $\epsilon_j = \pm \frac{1}{2}$, the factor p in M_{ij} is reduced to $p = \frac{2 \cos^2 \frac{k_x}{2}}{2 \cos(k_x=2)}$. Whereas, in the spin-nonchiral cases of $\epsilon_j = 0$, the factor p in M_{ij} is reduced to $p = \frac{2 \cos^2 \frac{k_x}{2}}{2 \cos(k_x=2)}$. All kinds of solutions from Eq. (6) are obtained by different choices of $\epsilon_j = 0$ and $\pm \frac{1}{2}$.

Now we investigate the energy spectrum of the one-dimensional problem with special attention to the edge states. The boundary condition of this problem is

$$\psi_{L_y} = \psi_0 = 0; \quad (8)$$

With Eqs. (6) and (7), one can easily obtain that the solutions satisfy

$$M_{21}(\epsilon_j) = 0; \quad (9)$$

From

$$\begin{pmatrix} L_y+1 \\ L_y \end{pmatrix} = M^2 \begin{pmatrix} 1 \\ 0 \end{pmatrix} \Rightarrow \begin{pmatrix} L_y-1 \\ L_y-2 \end{pmatrix} = M \begin{pmatrix} 1 \\ 0 \end{pmatrix};$$

one can find that

$$\psi_{L_y-1} = M_{11}(\epsilon_j) \psi_1; \quad (10)$$

If we use a usual normalized wave function, the state is localized at the edges as

$$\begin{aligned} \psi_{11}(\epsilon_j) &= \psi_1, \quad \text{localized at } y = L_y - 1 \text{ (down edge),} \\ \psi_{L_y-1}(\epsilon_j) &= \psi_1, \quad \text{localized at } y = L_y - 1 \text{ (up edge).} \end{aligned} \quad (11)$$

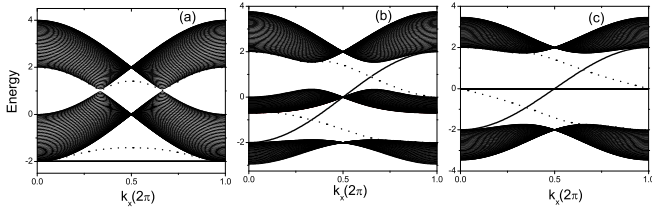


FIG. 2: Energy spectrum of the two dimensional spin-chiral fermionic Kagome lattice system with fixed boundary under different spin-chiral parameter (a) $\alpha = 0$, (b) $\alpha = 1/3$, and (c) $\alpha = 1/2$. The shaded areas are the energy bands and the lines are the spectrum of the edge states. The solid and dotted line mean that the edge state is localized near $y = 1$ and $y = L_y - 1$, respectively.

Because the analytical derivation is very difficult, we now start a numerical calculation from Eq. (2) and draw in figure 2 the energy spectrum of the fixed boundary system as a function of k_x for three values of spin-chiral parameter α . The number of sites A (or B, C) in the y direction is chosen to be $L_y = 50$. Clearly, one can see that the edge states occur in the energy gaps or at the band edges. From Fig. 2 (b) and (c), one can clearly observe that in the spin-chiral cases, i.e., $\alpha \neq 0$ (or $\alpha = 1/2$), there are three dispersed energy bands (the shaded areas) with two edge states (the lines) lying in each energy gap. This feature is different from that in the case of the square lattice in an external magnetic field [11], in which each gap has only one edge state. The reason for this difference is that the factor p in $M_{ij}(z)$ is no longer a linear function of z in the present case.

Before studying the Hall conductance of this system, we simply review the winding number [11, 13], which is as well as the Chern number a well-defined topological quantity. Let us consider the bulk Bloch function at sites with y -coordinate of L_y . For the Bloch function, $\begin{pmatrix} \psi_1^{(b)} \\ \psi_0^{(b)} \end{pmatrix}$ compose an eigenvector of M with the eigenvalue λ_j ,

$$M \begin{pmatrix} \psi_1^{(b)} \\ \psi_0^{(b)} \end{pmatrix} = \lambda_j \begin{pmatrix} \psi_1^{(b)} \\ \psi_0^{(b)} \end{pmatrix} \quad (12)$$

We extend the energy ϵ_j to a complex energy to discuss a wave function of the edge state. Here we use complex variable z for the energy. From Eq. (12) we get

$$z = \frac{1}{2} \left(\lambda_j + \frac{p}{\lambda_j^2} \right) \quad (13)$$

and

$$L_y^{-1}(z) = \frac{M_{11}(z) + M_{22}(z)}{M_{11}(z) + M_{22}(z) + \frac{p}{z^2}} M_{21}(z); \quad (14)$$

where $\text{Tr}[M(z)] = M_{11}(z) + M_{22}(z)$ and $\det M = 1$ used. Since the analytic structure of the wave function is determined by $\lambda_j = \frac{p}{z^2} + z$, we consider the RS of a hyperelliptic

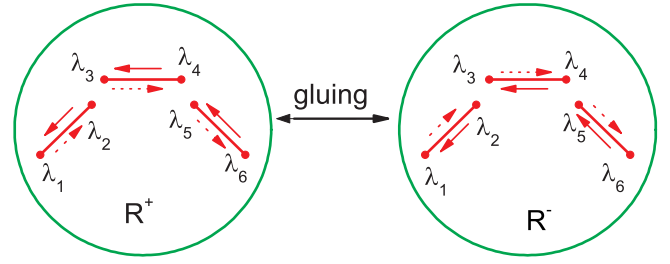


FIG. 3: (Color online) Two sheets (Riemann spheres) with 3 cuts which correspond to the energy bands of the system. The RS of the Bloch function is obtained by gluing the two spheres along the arrows near the cuts.

curve $\lambda^2 = z^2 + 4$. To make the analytic structure of L_y^{-1} to be unique, we have to specify the branch cuts which are given by $\lambda^2(z) = 4 - 0$ at $Jz = 0$. Since this condition also gives the condition for $j \neq 1$, the branch cuts are given by the three energy bands. Therefore, $\lambda^2(z) = z^2 + 4$ can be factorized as

$$\lambda^2 = \prod_{i=1}^3 \frac{z - \epsilon_i}{z + \epsilon_i};$$

where ϵ_i denote energies of the band edges. The RS is obtained by gluing the two Riemann spheres at these branch cuts along the arrows (see Fig. 3). The Riemann spheres are obtained by compactifying the $j \neq 1$ points to one point. After the gluing operation, the surface is topologically equivalent to the surface shown in Fig. 4. In the present model, the genus of the RS is $g=2$, which is the number of energy gaps. In this way, the wave function is defined on the genus-2 RS $g=2(k_x)$. The branch of the function is specified as $\lambda^2(z) = 4 > 0$ ($\lambda = 1$ on the real axis of R^+). Then if z lies in the j th gap from below on the real axis (notice that there are two real axes), $(-1)^j \frac{p}{z^2} + z < 0$, z (real) on R^- ($= +, -$). So, at the energies of the edge states ϵ_j ,

$$\frac{p}{\epsilon_j^2} + \epsilon_j = (-1)^j M_{11}(\epsilon_j) - M_{22}(\epsilon_j) \quad (15)$$

$$(\epsilon_j \in R; = +, -):$$

In addition, by simple calculation, we can also obtain

$$\lambda^2(\epsilon_j) = \begin{cases} 2 & \text{for } j \text{ odd} \\ -2 & \text{for } j \text{ even} \end{cases} \quad (16)$$

where the energy ϵ_j (on R^-) is in the j th gap. From Eqs. (15), (16) and (11), we can get that when the zero point is on the upper sheet of the RS, the edge state is localized at the down edge; when the zero point is on the lower sheet of the RS, the edge state is localized at the up edge.

In Fig. 4, on the RS, the energy gaps correspond to circles around the holes of the $g=2(k_x)$ and the energy bands correspond to closed paths on $g=2(k_x)$. The

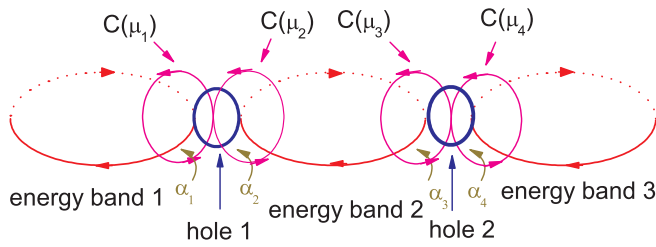


FIG. 4: (Color online) The RS of the Bloch function. $C(\mu_j)$ is a loop formed by the trace of the zero point of $L_{y-1}(z)$. The energy bands are shown by closed loops. The corresponding winding numbers are $I(C(\mu_j))=1$ for all j .

Bloch function is defined on this surface. $L_{y-1}^{(b)}$ has always $2g=4$ zero points at the edge-state energy ϵ_j ($L_{y-1}^{(b)}(\epsilon_j)=0$). Since there are two real axes on the $\epsilon_{g=2}(k_x)$, there are eight ϵ_j 's on the RS. However, only one of every two gives a zero of $L_{y-1}^{(b)}$.

Changing k_x in one period, we can consider a family of $\epsilon_{g=2}(k_x)$. $\epsilon_{g=2}(k_x)$ can be modified by this change yet all the $\epsilon_{g=2}(k_x)$ with different k_x 's are topologically equivalent if there are stable energy gaps in the two-dimensional spectrum. By identifying the topologically equivalent $\epsilon_{g=2}(k_x)$, we can observe that the $\epsilon_j(k_x)$ moves across the holes and forms an oriented loop $C(\mu_j)$. Note that the present case is prominently different from the previous case of the square lattice under an external magnetic field [11], in which ϵ_j moves around the holes. The two edge-state energy loops C 's in the same energy gap are tangent at one point and their appearance shows a $\backslash 1$ structure, as shown in Fig. 4.

As pointed out by Hatsugai [11, 13], when the Fermi energy E_F of the two-dimensional system lies in the i th energy gap, the Hall conductance is given by the winding number of the edge state, which is given by the number of intersections $I(\mu_i; C(\mu_i))$ ($=I(C(\mu_i))$) between the canonical loop μ_i on the RS and the trace of μ_i . In the present model, because there are two edge states, and, correspondingly, there are two canonical loops in one energy gap, the Hall conductance by its definition can be written as

$$\sigma_{xy}^{j;\text{edge}} = \begin{cases} \frac{e^2}{h} I(C(\mu_{2j-1})); & E_F = T_j \\ \frac{e^2}{h} I(C(\mu_{2j})); & E_F > T_j \end{cases}; \quad (17)$$

where T_j is the energy at the tangent point in the j th energy gap. Similarly, this expression can be obtained by the Byers and Yang's formula [20]: Suppose that one increases an external magnetic flux from 0 to 1 adiabatically. According to the Laughlin-Halperin argument [21, 22], when the Fermi energy lies in the j th energy gap and $E_F = T_j$ [or $E_F > T_j$], $I(C(\mu_{2j-1}))$ [or $I(C(\mu_{2j}))$] states are carried from the down edge ($y=1$) to the up edge ($y=L_y-1$) in net. The energy change during the adiabatic process is $E = I(C(\mu_{2j-1})) (e)V_y$ [or

$E = I(C(\mu_{2j})) (e)V_y$], where V_y is a voltage in the y direction. This gives the Hall current I_x as follows

$$I_x = \frac{E}{\phi_0} = \sigma_{xy} V_y; \quad (18)$$

where $\phi_0 = hc/e$ is the flux quantum. Then we get an expression for $\sigma_{xy}^{\text{edge}}$ as Eq. (17).

On the genus $g=2$ RS, the first homotopy group is generated by $4g=8$ generators, μ_i and ν_i , $i=1, 2, 3, 4$. We can observe that μ_{2j-1} (μ_{2j}) moves one time across the j th hole, that means $C(\mu_{2j-1}) [C(\mu_{2j})] = \mu_j$ and $\int I(C(\mu_{2j-1})) \mu_j [\int I(C(\mu_{2j})) \mu_j] = 1$. Considering winding direction (See Fig. 5 in Ref. [11]), one can obtain that $I(C(\mu_i))=1$ when $i=2(0;)$, while $I(C(\mu_i))=-1$ when $i=2(;;0)$ for all i . So, $I(C(\mu_i)) = \text{sgn}(\sin \theta)$, and

$$\sigma_{xy}^{1;\text{edge}} = \sigma_{xy}^{2;\text{edge}} = \frac{e^2}{h} \text{sgn}(\sin \theta); \quad (19)$$

Now we turn back to make an analysis of Fig. 2 with the help of the above results. At $\theta=0$, the lower energy band becomes dispersionless (Fig. 2(a)), which reflects the fact that the 2D kagome lattice is a line graph of the honeycomb structure [23]. This flat band touches at $k_x=0$ with the middle band, while the middle band touches at $k_x = \frac{2}{3}, \frac{4}{3}$ with the upper band. So there are no bulk energy gaps and the Hall conductance is zero in this case. At $\theta \neq 0$; the 2D kagome lattice has spin chirality, and there occur two bulk band gaps, as shown in Fig. 2(b) for $\theta = \pi/3$ and Fig. 2(c) for $\theta = \pi/2$. Then according to Eq. (19), one can obtain that when the Fermi energy lies in the bulk gaps, $\sigma_{xy}^{1;\text{edge}} = \sigma_{xy}^{2;\text{edge}} = \frac{e^2}{h}$. Note that in the case of $\theta = \pi/2$, the middle energy band becomes flat (Fig. 2(c)) due to the particle-hole symmetry.

Finally let us compare $\sigma_{xy}^{\text{edge}}$ (Eq. (19)) in the present model with that in the bulk theory [8, 10]. In the latter, the bulk Hall conductance has been derived to be $\sigma_{xy}^{1;\text{band}} = \frac{e^2}{h} \text{sgn}(\sin \theta)$, $\sigma_{xy}^{2;\text{band}} = 0$, and $\sigma_{xy}^{3;\text{band}} = \frac{e^2}{h} \text{sgn}(\sin \theta)$ for the three bands. So, when the Fermi energy E_F lies in the i th energy gap, the bulk Hall conductance $\sigma_{xy}^{i;\text{bulk}}$ is given by

$$\sigma_{xy}^{i;\text{bulk}} = \begin{cases} X^i \\ \sigma_{xy}^{j;\text{band}} = \frac{e^2}{h} \text{sgn}(\sin \theta); \end{cases} \quad (20)$$

where $i=1, 2$. Comparing Eqs. (20) with Eq. (19), one can obtain that

$$\sigma_{xy}^{\text{edge}} = \sigma_{xy}^{\text{bulk}}; \quad (21)$$

This conclusion keeps consistent with the recently established common recognition on the Hall conductance in the systems with and without edges.

In summary, we have investigated the effect of the chiral edge states on the quantum Hall conductance in the 2D kagome lattice with edges. According to our derived Harper equation, there are two edge states lying in

each energy gap. They are tangent at one point in the gap, thus showing a $\backslash 1$ structure. The energy loops for these two edge states move across the holes in the R.S.W e have also analyzed the winding number of these two edge states, which gives the quantum Hall conductance $\sigma_{xy}^{edge} = \frac{e^2}{h} \text{sgn}(\sin \theta)$ when the Fermi energy lies in

the bulk gap. This conclusion keeps consistent with that based on the topological bulk Chern number theory.

This work was supported by NSFC under Grants Nos. 10604010 and 60776063.

-
- [1] T. Jungwirth, Q. Niu, and A. H. MacDonald, *Phys. Rev. Lett.* **88**, 207208 (2002).
- [2] Z. Fang, N. Nagaosa, K. S. Takahashi, A. Asamitsu, R. Mathieu, T. Ogasawara, H. Yamada, M. Kawasaki, Y. Tokura, and K. Terakura, *Science* **302**, 92 (2003).
- [3] Y. Yao, L. Kleinman, A. H. MacDonald, J. Sinova, T. Jungwirth, D.-S. Wang, E. Wang, and Q. Niu, *Phys. Rev. Lett.* **92**, 037204 (2004).
- [4] P. Matl, N. P. Ong, Y. F. Yan, Y. Q. Li, D. Studebaker, T. Baum, and G. D. Dlubina, *Phys. Rev. B* **57**, 10248 (1998).
- [5] S. H. Chun, M. B. Salamon, Y. Lyanda-Geller, P. M. Goldbart, and P. D. Han, *Phys. Rev. Lett.* **84**, 757 (2000).
- [6] J. Ye, Y. B. Kim, A. J. Millis, B. I. Shraiman, P. Majumdar, and Z. Tesevic, *Phys. Rev. Lett.* **83**, 3737 (1999).
- [7] Y. Taguchi, Y. Ohara, H. Yoshizawa, N. Nagaosa, and Y. Tokura, *Science* **291**, 2573 (2001).
- [8] K. Ohgushi, S. Murakami, and N. Nagaosa, *Phys. Rev. B* **62**, R6065 (2000).
- [9] A. P. Ramirez, *Annu. Rev. Mater. Sci.* **24**, 453 (1994).
- [10] Z. Wang and P. Zhang, *Phys. Rev. B* **76**, 064406 (2007).
- [11] Y. Hatsugai, *Phys. Rev. B* **48**, 11851 (1993).
- [12] Y. Hatsugai, *Bull. Am. Phys. Soc.* **38**, 397 (1993).
- [13] Y. Hatsugai, *Phys. Rev. Lett.* **71**, 3697 (1993).
- [14] P. G. Harper, *Proc. Phys. Soc. London Sect. A* **68**, 874 (1955).
- [15] D. R. Hofstadter, *Phys. Rev. B* **14**, 2239 (1976).
- [16] G. H. Wannier, *Phys. Status Solidi B* **88**, 757 (1978); G. H. Wannier, G. M. Osherson, and R. Ray, *ibid.* **93**, 337 (1979).
- [17] V. Kalmeyer and R. B. Laughlin, *Phys. Rev. Lett.* **59**, 2095 (1987); G. Baskaran and P. W. Anderson, *Phys. Rev. B* **37**, 580 (1988); R. B. Laughlin, *Science* **242**, 525 (1988); X. G. Wen, F. Wilczek, and A. Zee, *Phys. Rev. B* **39**, 11413 (1989).
- [18] D. J. Thouless, *Topological Quantum Numbers in Nonrelativistic Physics* (World Scientific, Singapore, 1998).
- [19] R. Shindou and N. Nagaosa, *Phys. Rev. Lett.* **87**, 116801 (2001).
- [20] N. Byers and C. N. Yang, *Phys. Rev. Lett.* **7**, 46 (1961).
- [21] R. B. Laughlin, *Phys. Rev. B* **23**, 5632 (1981).
- [22] B. I. Halperin, *Phys. Rev. B* **25**, 2185 (1982).
- [23] A. Mielke, *J. Phys. A* **24**, L73 (1991); **24**, 3311 (1991); **25**, 4335 (1992).