

Initial state dependence in multi-electron threshold ionization of atoms

Agapi Emmanouilidou,¹ Peijie Wang*,² and Jan M. Rost²

¹*ITS, University of Oregon, Eugene, Oregon 97403-5203*

²*Max Planck Institute for the Physics of Complex Systems, Nöthnitzer Str. 38, D-01187 Dresden, Germany*

(Dated: February 9, 2022)

It is shown that the geometry of multi-electron threshold ionization in atoms depends on the initial configuration of bound electrons. The reason for this behavior is found in the stability properties of the classical fixed point of the equations of motion for multiple threshold fragmentation. Specifically for three-electron break-up, apart from the symmetric triangular configuration also a break-up of lower symmetry in the form of a T-shape can occur, as we demonstrate by calculating triple photoionization for the lithium ground and first excited states. We predict the electron break-up geometry for threshold fragmentation experiments.

PACS numbers: 32.80.Fb, 34.80.Dp, 05.45.-a

Three-body Coulomb dynamics, in particular two-electron atoms, are very well studied in the energy regime of single as well as double ionization [1, 2, 3, 4]. Much less is known about correlated dynamics in four body Coulomb systems, more precisely on differential observables for fragmentation of a three-electron atom in its nucleus and all electrons [5, 6, 7]. A recent experiment provides for the first time detailed information in terms of differential cross sections on the angular and energetic break-up parameters of three electrons following impact double ionization of Helium [8]. For small excess energies E (each continuum electron carries away about 9 eV energy), it was found that the electrons form an equilateral triangle upon breaking away from the nucleus. This is expected in accordance with Wannier's theory [9], quantified for three electrons in [10]. There, it is shown that the fixed point of classical dynamics, through which full fragmentation near threshold $E = 0$ should proceed, is given for a three-electron atom by an equilateral triangle with the nucleus in the center and the electrons at the corners.

In two-electron atoms the corresponding fixed point implies a collinear escape of the electrons in opposite directions [9, 11]. The normal mode vibration about this collinear configuration is stable, which is in marked contrast to the three-electron case, where the triangular configuration is linked to two unstable, degenerate normal modes [10, 12].

We will show that as a consequence of this property the preferred final geometry of the three escaping electrons becomes initial state dependent and can change between an equilateral triangle and a less symmetric T-shaped escape. While the former is realized, e.g., in electron impact double ionization of helium, the latter should be seen

in triple photoionization of lithium. These are only two prominent examples, the general pattern and the reason for it will be detailed below.

Due to the scaling of the Coulomb potential, states of finite total angular momentum L will all behave like the $L = 0$ state close to threshold which is therefore sufficient to consider [13]. In hyperspherical coordinates with the radial variable w instead of the hyperradius $r = w^2$, the Hamiltonian for a three-electron atom with total angular momentum $L = 0$ reads

$$h = \frac{p_w^2}{8w^2} + \frac{\Lambda^2}{2w^4} + \frac{C(\Omega)}{w^2} \quad (1)$$

where $\Omega = (\alpha_1, \alpha_2, \theta_1, \theta_2)^\dagger$ contains all angular variables describing the positions of the electrons on the hypersphere of radius r and Λ , the so called grand angular momentum operator [14], is a function of Ω and all conjugate momenta. The total Coulomb interaction $V = C/r$ acquires in this form simply an angular dependent charge $C(\Omega)$. In terms of the familiar vectors $\mathbf{r}_1, \mathbf{r}_2, \mathbf{r}_3$, pointing from the nucleus to each electron, the hyperspherical coordinates are given by

$$r = (r_1^2 + r_2^2 + r_3^2)^{1/2} \quad (2a)$$

$$\alpha_1 = \arctan(r_1/r_2) \quad (2b)$$

$$\alpha_2 = \arctan(r_{2e}/r_3) \quad (2c)$$

$$\theta_1 = \arctan[\mathbf{r}_1 \cdot \mathbf{r}_2 / (r_1 r_2)] \quad (2d)$$

$$\theta_2 = \arctan[\mathbf{r}_1 \cdot \mathbf{r}_3 / (r_1 r_3)], \quad (2e)$$

where $r_{2e} = (r_1^2 + r_2^2)^{1/2}$.

Threshold dynamics is governed by motion along the normal modes about the fixed point of the Hamiltonian $H = (h - E)w^2$ [15]. The special form of H ensures that the dynamics remains regular approaching the fixed point radially, i.e., $w \rightarrow w^* = 0$, while Ω^* at the fixed point is defined through $\nabla_\Omega C(\Omega)|_{\Omega=\Omega^*} = 0$. The equations of motion can be expressed as a system of first order differential equations (ODE) $\dot{\Gamma} = \mathcal{G}\nabla_\Gamma H$ for the phase

*present address: The Beijing Key Laboratory for Nano-Photonics and Nano-Structure, Capital Normal University, Beijing 100037 P.R. China

space vector $\mathbf{\Gamma} = (p_w, \mathbf{P}_\Omega, w, \Omega)^\dagger$, with

$$\mathcal{G} = \begin{pmatrix} 0 & -\mathbf{1}_f \\ \mathbf{1}_f & 0 \end{pmatrix} \quad (3)$$

a block matrix composed from 0 and unity matrices of dimension $f \times f$ [16], where f is the number of degrees of freedom, here $f = 5$. Since the differential equations are still singular at the fixed point (w^*, Ω^*) , a change of the momentum variables \mathbf{P}_Ω conjugate to Ω is needed

$$p_{\omega_j} = P_{\omega_j}/w \quad (4)$$

as well as a new time variable τ related to the original time t conjugate to the Hamiltonian Eq. (1) through $dt = w^3 d\tau$. Finally, the normal modes can be obtained from the modified ODE, $d\gamma/d\tau = \mathcal{G}\nabla_\gamma \tilde{H}$ by diagonalizing the matrix $\partial^2 \tilde{\mathcal{G}} \tilde{H} / (\partial \gamma \partial \gamma)|_{\gamma=\gamma^*}$, where γ refers to the new phase space variables with the (non-canonical) momenta from Eq. (4). The eigenvalues are the Liapunov exponents λ_j and in the normal mode basis $\{\hat{u}_j\}$ threshold dynamics assumes an oscillator-like form of $\delta \mathbf{u}_j(\tau) = \exp(\lambda_j \tau) \delta \mathbf{u}_j(0)$ with the unit vectors \hat{u}_j

$$\hat{u}_j = \delta \mathbf{u}_j(0) / |\delta \mathbf{u}_j(0)| \quad (5)$$

defining the normal mode basis. The $\delta \gamma(\tau) = \gamma - \gamma^*$ are excursions of γ from their fixed point values γ^* and are expressed as a linear combination of the $\delta \mathbf{u}_j(\tau)$.

We recall briefly the familiar three-body break-up in a two-electron atom with hyperradius r_{2e} and the angles α_1, θ_1 defined as in Eq. (2). The charge corresponding to $C(\Omega)$ in Eq. (2) is for the two-electron problem

$$C_{2e}(\alpha_1, \theta_1) = -\frac{Z}{\sin \alpha_1} - \frac{Z}{\cos \alpha_1} + \frac{1}{(1 - \sin(2\alpha_1) \cos \theta_1)^{\frac{1}{2}}}. \quad (6)$$

The fixed point analysis reveals a pair of unstable $\lambda_{1/2} = -\lambda_0 \pm \lambda$ and stable $\lambda_{3/4} = -\omega_0 \pm i\omega$ Liapunov exponents ($\lambda_0, \omega_0, \lambda, \omega > 0$) with a shift ($-\lambda_0$ and $-\omega_0$, respectively), compared to standard symplectic dynamics. The shift formally arises through the noncanonical transformation of the momentum variables Eq. (4) necessary to obtain normal mode motion about the singular fixed point $w^* = 0$.

The resulting eigenvectors \hat{u}_i reveal orthogonal motion along θ_1 and α_1 , i.e., any phase space vector $\delta \gamma_{\alpha_1}(\tau)$ describing linearized motion in the subspace spanned by $\mathbf{p}_{\alpha_1}, \alpha_1$, can be expressed as a linear combination of two eigenvectors $\delta \gamma_{\alpha_1} = a_{\gamma_\alpha} \exp(\lambda_1 \tau) \hat{u}_1 + b_{\gamma_\alpha} \exp(\lambda_2 \tau) \hat{u}_2$. An analogous relation holds for linearized motion in the subspace $\mathbf{p}_{\theta_1}, \theta_1$, realized through two *different* eigenvectors, $\delta \gamma_{\theta_1} = a_{\gamma_\theta} \exp(\lambda_3 \tau) \hat{u}_3 + b_{\gamma_\theta} \exp(\lambda_4 \tau) \hat{u}_4$. Hence, $\delta \gamma_{\theta_1}(\tau) \cdot \delta \gamma_{\alpha_1}(\tau) = 0$ at all times τ . The coincidence of the eigenspaces with the respective dynamics of θ_1 and α_1 has the important consequence that the fixed point value $\theta_1 = \pi$ is preserved through its relation to the stable

TABLE I: The two eigenvectors \hat{u}_i belonging to the positive Liapunov exponent $\lambda > 0$ in the basis of the phase space variables from Eq. (2)

basis	\hat{u}_1	\hat{u}_3
$\delta \alpha_1$	-8.22×10^{-3}	2.67×10^{-1}
δp_{α_1}	-2.97×10^{-2}	9.64×10^{-1}
$\delta \alpha_2$	-1.81×10^{-1}	0
δp_{α_2}	-9.83×10^{-1}	0
$\delta \theta_1$	7.12×10^{-3}	0
δp_{θ_1}	6.57×10^{-3}	-4.46×10^{-3}
$\delta \theta_2$	3.33×10^{-3}	7.40×10^{-3}
δp_{θ_2}	-2.75×10^{-4}	8.92×10^{-3}

eigenmode while all energy sharings can occur through the relation of the unstable eigenmode with α_1 .

This coincidence of normal modes with subspaces of observables is special to two-electron atoms and does not hold for more electrons. Moreover, for three-electron atoms, a new feature emerges in threshold dynamics, namely the existence of two degenerate pairs of unstable normal modes with Liapunov exponents $\lambda_{1/2} = \lambda_{3/4} = -\lambda_0 \pm \lambda$. Note that the fragmentation dynamics close to the fixed point will take place in the phase space of the two unstable normal modes with an arbitrary linear combination of the two eigenvectors \hat{u}_1 and \hat{u}_3 belonging to the two (equal) positive Liapunov exponents $\lambda_1 = \lambda_3 = \lambda_+$,

$$\delta \gamma(\tau) = \exp(\lambda_+ \tau) (c_1 \hat{u}_1 + c_3 \hat{u}_3), \quad (7)$$

which allows for flexibility in the four-body break-up, as we will see.

One sees directly from Table I that normal mode dynamics about the fixed point for geometrical angles θ_i and hyperangles α_i is not separated as for the two electron case, and even more importantly, all phase space variables are linked to the unstable normal modes. Hence, the fixed point geometry does not provide necessarily a preference for the final angles of the electrons. On the other hand, this opens the way for the initial state to have an influence on the final observables, even close to threshold.

Relevant for threshold ionization is the spatial electron distribution at the time (we label it $\tau = 0$) when all electrons to be ionized have received enough energy (through collisions) to leave the atom. We call this distribution the transient threshold configuration (TTC).

In a two electron-atom, the necessary energy transfer between the two electrons leading to three-body fragmentation happens through a single collision. At this time $\tau = 0$ both electrons are naturally close together, so that $\delta \alpha_1(0) \approx 0$ holds and defines the TTC, independent of the initial bound electron configuration.

In a three-electron atom, the situation is more complicated since at least two collisions are necessary to distribute the energy among the electrons so that all of them can escape. For triple photo-ionization of Lithium we know from classical calculations that the 1s photo electron (3), which has absorbed the photon initially, collides immediately with the other 1s electron (2) and subsequently (about 60 attoseconds later) either electron 2 or the photo electron itself collides with the 2s electron (1). This can be expressed with the two collision sequences $s_1 = (32, 21)$ and $s_2 = (32, 31)$ [21]. The time delay of the second collision, respectively, is due to the “distance” of the 2s shell from the 1s shell. It leaves an asymmetric situation after the second collision when the transient threshold configuration is reached at $\tau = 0$. While the two electrons participating in the last collision are close to each other, the third one is further away. Concentrating on the collision sequence (32, 21), this implies in terms of distances to the nucleus

$$r_1 \approx r_2 \neq r_3. \quad (8)$$

Hence, $\delta\alpha_1(0) \approx 0$ while $\delta\alpha_2(0) \neq 0$. This can be easily accommodated with a suitable linear combination choosing, e.g., $c_1 = 1/a$ and $c_2 = -1/b$ in Eq. (7), where a and b are the coefficients of $\delta\alpha_1$ with respect to \hat{u}_1 and \hat{u}_3 (see first row of Table I).

The scenario described is still within the overall picture of threshold break-up in the spirit of Wannier and therefore in accordance with the power law $\sigma \propto (E/E_0)^\alpha$ for the dependence of the total break-up cross section on the excess energy E [17, 18, 19]. The exponent $\alpha = (\lambda_1 + \lambda_3)/(2\lambda_r) = 2.162$, where $\lambda_r = 2.5088$ is the radial Liapunov exponent and $\lambda_1 = \lambda_3 = 5.4240$. Yet, the TTC with unequal distances of the electrons to the nucleus breaks the complete symmetry among the electrons. This in turn, leads to a preferred final geometry of the three electrons since essentially with the third electron being far away, the geometry determination reduces to that of two electrons escaping in an equivalent way as in the two-electron break-up, i.e., back-to-back with an angle of $\theta_1 = \pi$. The question remains if there is a preferred angle between this electron pair escaping along a line and the third electron. Assuming for simplicity that $r_3 \gg r_1 \approx r_2$ and therefore $\sin\alpha_2 \approx 0$ holds (the opposite case would lead to the same result), we can expand $C(\Omega)$ in Eq. (1) in powers of $\eta \equiv \alpha_2$

$$C(\Omega) \approx \eta^{-1} \sum_{n=0}^3 c_n \eta^n \quad (9)$$

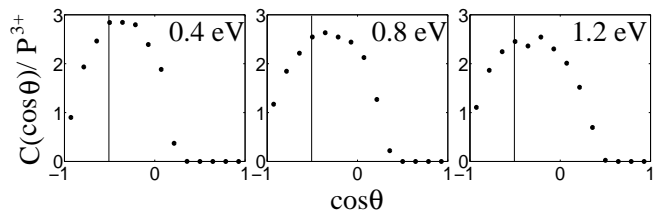


FIG. 1: Probability to find the angle θ between two electrons for triple ionization from the initial $\text{Li}(1s2s^2)$ state for excess energies above the triple ionization threshold as indicated.

with

$$c_0 = C_{2e}(\theta_1, \alpha_1) \quad (10a)$$

$$c_1 = 2 - Z \quad (10b)$$

$$c_2 = \cos\theta_2 \sin\alpha_1 + \cos\theta_{12} \cos\alpha_1 \quad (10c)$$

$$c_3 = \frac{3}{2}(\cos\theta_2 \sin\alpha_1)^2 + \frac{3}{2}(\cos\theta_{12} \cos\alpha_1)^2 + (1 - 2Z)/6, \quad (10d)$$

where $\theta_{12} = \theta_2 - \theta_1$. To lowest order in η , the problem to find a stable configuration is that of the two-electron system (here with nuclear charge $Z = 3$) with the well known solution $\theta_1^{**} = \pi$ and $\alpha_1^{**} = \pi/4$ [9]. These values minimize c_2 for any value θ_2 . Its value $\theta_2^{**} = \pi/2$ is determined from $\partial c_3/\partial\theta_2 = 0$ which is a stable solution. This constitutes the T-shape of the three electrons as a preferred asymptotically ($\eta \rightarrow 0$) stable geometrical configuration within the globally unstable two-dimensional subspace spanned by \hat{u}_1, \hat{u}_3 . The fragmentation dynamics in the sub space is completely degenerate - hence, we have looked on a “higher order” correction, which would give a preference within the degenerate subspace: that is the asymptotically stable T-shape. Indeed, this configuration was found numerically close to threshold in triple photo ionization [20].

One can double check this new insight into the role of the TTC of the electrons in the presence of degenerate Liapunov exponents by considering initial configurations which lead to different transient configurations.

For an initial excited state $\text{Li}(1s2s^2)$ the two collisions in which energy is transferred from the (1s) photo electron to the two 2s electrons happen close in time (and therefore in space). Hence, the transient threshold configuration after the second collision at $\tau = 0$ is $r_1 \approx r_2 \approx r_3$ close to the fixed point and therefore giving preference to the symmetric break-up with a dominant angle 120° between the electrons, similar to electron impact double ionization of Helium.

Numerical results confirm this prediction as seen from Fig. 1 where the probability to find an angle θ between two electrons in triple photo ionization of the initial $\text{Li}(1s2s^2)$ is shown for different excess energies. Clearly, the most likely angle is $\cos\theta = -1/2$ corresponding to 120° , indicated by the thin vertical line.

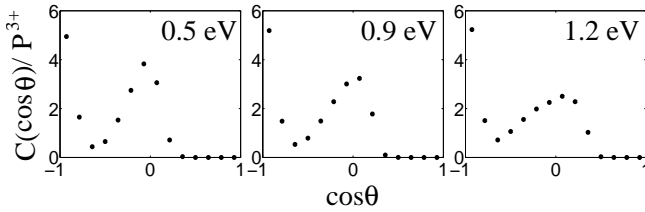


FIG. 2: Same as Fig. 1, but for triple ionization from the initial $\text{Li}(1s^2 2s)$ ground state for excess energies above the triple ionization threshold as indicated.

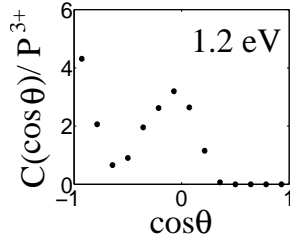


FIG. 3: Same as Fig. 1, but with a 2s electron as photo electron.

On the other hand, for the ground state as initial state the TTC is asymmetric as previously described and we expect a final T-shape geometry with peaks at 90° and 180° . This is indeed the case, as can be seen in Fig. 2. As a final test we may use again the excited initial state $\text{Li}(1s^2 2s^2)$ but take the 2s electron as the photo electron. This process is due to the smaller dipole coupling by more than an order of magnitude suppressed compared to the ionization with the 1s electron absorbing the photon. However, here we use this only as an illustration for the initial state dependence of threshold ionization. According to our reasoning we have in this case (although it is the same initial state as before) a different TTC since the first collision of the photo electron 1 happens with the 1s electron 2 while later on the collision of the 1s electron 2 with the 2s electron 3 will take place. Consequently, for the TTC $r_3 \approx r_2 \neq r_1$ holds which is structurally identical to Eq. (8), the situation when a final T-shape geometry appears. As can be seen in Fig. 3 the T-shape indeed also emerges if the photo electron comes from the 2s shell.

To summarize, we predict that for three electron break-up near threshold two preferred geometrical patterns for the electrons exist, namely an equilateral triangle and a T-shape. Which of them is realized depends on the transient threshold configuration, that is the spatial distribution of the electrons at the time when the energy among them is distributed such that all of them can escape. The transient threshold configuration is strongly influenced by the initial state of the electrons, as has been discussed in detail for the case of lithium. A complete overview of the three-electron break-up pattern for

TABLE II: The relation of excitation process, initial configuration and geometry of the electrons for various three-electron break-up processes close to threshold.

impact by	initial configuration	break-up geometry
electron	$1s^2$ (He)	\triangle
electron	$1s2s$ (He)	\perp
photon	$1s^2 2s$ (Li)	\perp
photon	$1s2s^2$ (Li)	\triangle
photon	$1s2s3s$ (Li)	\perp

three electron systems is provided in Table II. Whenever the two electrons to which energy is transferred in the course of the fragmentation of the atom are in the same shell, a symmetric triangular geometry is expected. If the two electrons are from different shells, we expect a T-shape. Recent experimental results on electron impact double ionization of helium [8] are consistent with our predictions but do not provide sufficient information to consider our prediction as experimentally already confirmed. Based on the present consideration it is also possible to predict the break-up geometries and their realization dependent on the initial state for more than three electrons.

-
- [1] G. Tanner, K. Richter, and J. M. Rost, *Rev. Mod. Phys.* **72**, 497 (2000).
 - [2] J. S. Briggs and V. Schmidt, *J. Phys. B* **33**, R1 (2000).
 - [3] T. N. Rescigno, M. Baertschy, W. A. Isaacs and C. W. McCurdy, *Science* **286**, 2474 (1999).
 - [4] C. W. Byun, N. N. Choi, M.-H. Lee, and G. Tanner, *Phys. Rev. Lett.* **98**, 113001 (2007).
 - [5] J. Colgan and M. Pindzola, *J. Phys. B* **39**, 1879 (2006).
 - [6] J. R. Götz, M. Walter, and J. S. Briggs, *J. Phys. B* **39**, 4365 (2006).
 - [7] A. Emmanouilidou, *Phys. Rev. A* **75** (2007).
 - [8] M. Dürr, A. Dorn, J. Ullrich, S. P. Cao, A. Czasch, A. S. Kheifets, J. R. Götz, and J. S. Briggs, *Phys. Rev. Lett.* **98**, 193201 (2007).
 - [9] G. H. Wannier, *Phys. Rev.* **90**, 817 (1953).
 - [10] H. Klar and W. Schlecht, *J. Phys. B* **9**, 1699 (1976).
 - [11] J. M. Rost, *Phys. Rev. Lett.* **72**, 1998 (1994).
 - [12] M. Y. Kuchiev and V. N. Ostrovsky, *Phys. Rev. A* **58**, 321 (1998).
 - [13] J. M. Rost, *Phys. Reports* **297**, 272 (1998).
 - [14] F. T. Smith, *Phys. Rev.* **120**, 1058 (1960).
 - [15] see section 3.4 in [13].
 - [16] O. de Almeida A M, in *Hamiltonian systems: Chaos and quantization* (Cambridge University Press, 1988), p. 11.
 - [17] J. A. R. Samson and G. C. Angel, *Phys. Rev. Lett.* **61**, 1584 (1988).
 - [18] R. Wehlitz, T. Pattard, M.-T. Huang, I. A. Sellin, J. Burgdörfer, and Y. Azuma, *Phys. Rev. A* **61**, 030704 (2000).
 - [19] J. Bluett, D. Lukic, and R. Wehlitz, *Phys. Rev. A* **69**

- (2004).
- [20] A. Emmanouilidou and J. M. Rost, J. Phys. B **39**, 4037 (2006).
- [21] Note that for the present purpose we have relabeled the electrons compared to [20].