

Correlations in superstatistical systems

Christian Beck

School of Mathematical Sciences, Queen Mary, University of London, Mile End Road, London E1 4NS, UK

Abstract. We review some of the statistical properties of higher-dimensional superstatistical stochastic models. As an example, we analyse the stochastic properties of a superstatistical model of 3-dimensional Lagrangian turbulence, and compare with experimental data. Excellent agreement is obtained for various measured quantities, such as acceleration probability densities, Lagrangian scaling exponents, correlations between acceleration components, and time decay of correlations. We comment on how to proceed from superstatistics to a thermodynamic description.

Keywords: Superstatistics, Lagrangian turbulence, correlation functions, scaling exponents, generalized thermodynamics

PACS: 05.40.-a; 47.27.E-

A SHORT REMINDER: WHAT IS SUPERSTATISTICS?

Complex systems often exhibit a dynamics on two time scales: A fast one as represented by a given stochastic process and a slow one for the parameters of that process. As a very simple example consider the following linear Langevin equation

$$\dot{v} = -\gamma v + \sigma L(t) \quad (1)$$

with parameters γ, σ that fluctuate on a long time scale [1]. It describes the velocity v of a Brownian particle that moves through spatial ‘cells’ with different local inverse temperature $\beta := \gamma/(2\sigma^2)$ in each cell (a nonequilibrium situation). Assume, for example, that the probability distribution of β in the various cells is a χ^2 -distribution of degree n ,

$$f(\beta) \sim \beta^{n/2-1} e^{-\frac{n\beta}{2\beta_0}}. \quad (2)$$

Then the conditional probability is $p(v|\beta) \sim e^{-\frac{1}{2}\beta v^2}$, the joint probability is $p(v, \beta) = f(\beta)p(v|\beta)$, and the marginal probability is $p(v) = \int_0^\infty f(\beta)p(v|\beta)d\beta$. Integration yields

$$p(v) \sim \frac{1}{(1 + \frac{1}{2}\tilde{\beta}(q-1)v^2)^{1/(q-1)}} \quad (3)$$

i.e. we obtain power-law stationary distributions just as in Tsallis statistics [2] with $q = 1 + \frac{2}{n+1}$, $\tilde{\beta} = 2\beta_0/(3-q)$, where $\beta_0 = \int f(\beta)\beta d\beta$ is the average of β .

All this has a very broad interpretation and can be generalized in various ways— β need not to be inverse temperature. One can generalize the above example to general probability densities $f(\beta)$ and general Hamiltonians in statistical mechanics. One then has a superposition of two different statistics: that of β and that of ordinary statistical

mechanics. The short name for this is *superstatistics* [3]. Superstatistics describes complex *nonequilibrium systems* with *spatio-temporal fluctuations of an intensive parameter* (e.g. inverse temperature) on a large scale.

Define an effective Boltzmann factor $B(E)$ by

$$B(E) = \int_0^\infty f(\beta) e^{-\beta E} d\beta$$

where $f(\beta)$ is the probability distribution of β and E the energy of the system. Many results can be proved for *general* $f(\beta)$. Here we list some recent theoretical developments of the superstatistics concept:

- Can prove superstatistical generalizations of fluctuation theorems [4]
- Can develop a variational principle for the large-energy asymptotics of general superstatistics [5] (depending on $f(\beta)$, one can get not only power laws for large E but e.g. also stretched exponentials)
- Can formally define generalized entropies for general superstatistics [6, 7]
- Can study various theoretical extensions and workouts of the superstatistics concept [8, 9, 10, 11, 12, 13]
- Can prove a superstatistical version of a Central Limit Theorem leading to Tsallis statistics [14]
- Can relate it to fractional reaction equations [15]
- Can consider superstatistical random matrix theory [16]
- Can apply superstatistical techniques to networks [17] and time series [18]

...and some more practical applications:

- Can apply superstatistical methods to analyse the statistics of 3d hydrodynamic turbulence [1, 18, 19, 20, 21, 22]
- Can apply it to atmospheric turbulence (wind velocity fluctuations at Florence airport [23, 24]) and defect turbulence [25]
- Can apply superstatistical methods to finance [26, 27]
- Can apply it to solar flares [28], and even to print queues [29]
- Can apply it to cosmic ray statistics [30]
- Can apply it to various scattering processes in particle physics [31, 32]
- Can apply it to hydroclimatic fluctuations [33]
- Can apply it to British train delay statistics [34]

PHYSICALLY RELEVANT SUPERSTATISTICAL UNIVERSALITY CLASSES

Basically, there are 3 *physically relevant universality classes* [18]:

- (a) χ^2 -superstatistics (= Tsallis statistics)
- (b) inverse χ^2 -superstatistics

- (c) lognormal superstatistics

Why? Consider, e.g., case (a). Assume there are many microscopic random variables ξ_j , $j = 1, \dots, J$, contributing to β in an additive way. For large J , their sum $\frac{1}{\sqrt{J}} \sum_{j=1}^J \xi_j$ will approach a Gaussian random variable X_1 due to the (ordinary) Central Limit Theorem. There can be n Gaussian random variables X_1, \dots, X_n due to various relevant degrees of freedom in the complex system. Since β is positive we may square the X_i to obtain something positive. The sum $\beta = \sum_{i=1}^n X_i^2$ is then χ^2 -distributed with degree n , i.e.,

$$f(\beta) = \frac{1}{\Gamma(\frac{n}{2})} \left(\frac{n}{2\beta_0} \right)^{n/2} \beta^{n/2-1} e^{-\frac{n\beta}{2\beta_0}}, \quad (4)$$

where β_0 is the average of β . Integration as described in section 1 yields Tsallis statistics as a special case of superstatistics.

(b) The same considerations can be applied if the ‘temperature’ β^{-1} rather than β itself is the sum of several squared Gaussian random variables arising out of many microscopic degrees of freedom ξ_j . The resulting $f(\beta)$ is the inverse χ^2 -distribution:

$$f(\beta) = \frac{\beta_0}{\Gamma(\frac{n}{2})} \left(\frac{n\beta_0}{2} \right)^{n/2} \beta^{-n/2-2} e^{-\frac{n\beta_0}{2\beta}}. \quad (5)$$

It generates superstatistical distributions $p(E) \sim \int f(\beta) e^{-\beta E}$ that decay as $e^{-\tilde{\beta}\sqrt{E}}$ for large E [5].

(c) β may be generated by multiplicative random processes. Consider a local cascade random variable $X_1 = \prod_{j=1}^J \xi_j$, where J is the number of cascade steps and the ξ_j are positive microscopic random variables. By the Central Limit Theorem, $\frac{1}{\sqrt{J}} \log X_1 = \frac{1}{\sqrt{J}} \sum_{j=1}^J \log \xi_j$ becomes Gaussian for large J . Hence X_1 is log-normally distributed. In general there may be n such product contributions to β , i.e., $\beta = \prod_{i=1}^n X_i$. Then $\log \beta = \sum_{i=1}^n \log X_i$ is a sum of Gaussian random variables; hence it is Gaussian as well. Thus β is log-normally distributed, i.e.,

$$f(\beta) = \frac{1}{\sqrt{2\pi s\beta}} \exp \left\{ -\frac{(\ln \frac{\beta}{m})^2}{2s^2} \right\}. \quad (6)$$

Lognormal superstatistics is relevant in turbulence [18, 19, 20, 21, 22].

APPLICATION TO LAGRANGIAN TURBULENCE

Turbulence is a spatio-temporal chaotic state of the Navier-Stokes equation. Energy is dissipated in a cascade-like process. Bodenschatz et al. [22, 35, 36] obtained rather precise measurements of the acceleration $\vec{a}(t)$ of a single tracer particle in a turbulent flow. One can now construct a superstatistical Lagrangian model for *3-dimensional* velocity differences $\vec{u}(t) := \vec{v}(t + \tau) - \vec{v}(t)$ of such a tracer particle (note that $\vec{a} = \vec{u}/\tau$ for

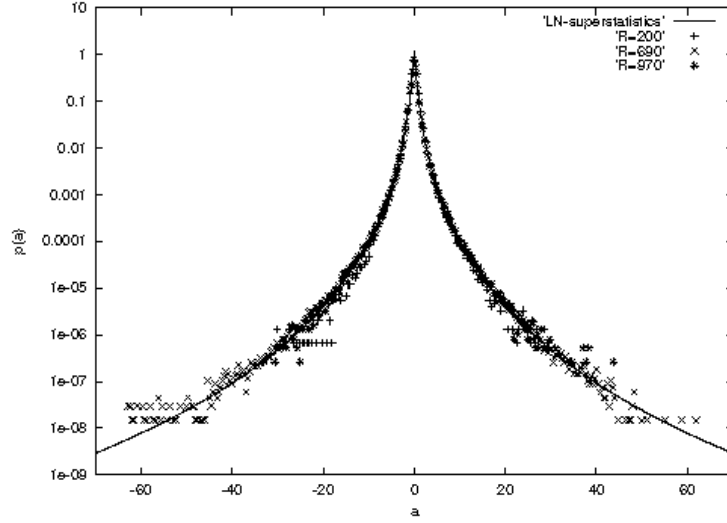


FIGURE 1. Distribution of acceleration as measured by Bodenschatz [22, 35] and as predicted by eq. (8), $s^2 \approx 3$.

small τ). This model is given by the superstatistical stochastic differential equation [19]

$$\dot{\vec{u}} = -\gamma\vec{u} + B\vec{n} \times \vec{u} + \sigma\vec{L}(t). \quad (7)$$

The new thing as compared to previous work is the term involving the vector product. It describes fluctuating enstrophy (rotational energy) around the test particle. While γ and B are constants, the noise strength σ and the unit vector \vec{n} evolve stochastically on a large time scale T_σ and $T_{\vec{n}}$, respectively. One has $T_\sigma\gamma \sim R_\lambda \gg 1$, where R_λ is the Taylor scale Reynolds number. The time scale $T_{\vec{n}}$ describes the average life time of a region of given vorticity surrounding the test particle.

Define $\beta := 2\gamma/\sigma^2$, then in this model $\beta^{-1} \sim \nu^{1/2}\langle\epsilon\rangle^{-1/2}\epsilon$, where ν is the kinematic viscosity and $\langle\epsilon\rangle$ the average energy dissipation. The probability density of the stochastic process $\beta(t)$ is assumed to be a lognormal distribution as given in eq. (6). For very small τ an acceleration component of the particle is given by $a_x = u_x/\tau$ and one gets the following prediction for the stationary distribution:

$$p(a_x) = \frac{\tau}{2\pi s} \int_0^\infty d\beta \beta^{-1/2} \exp\left\{-\frac{(\log \frac{\beta}{m})^2}{2s^2}\right\} e^{-\frac{1}{2}\beta\tau^2 a_x^2} \quad (8)$$

This compares very well with the experimentally measured probability distribution of acceleration, see Fig. 1.

CORRELATIONS INDUCED BY SUPERSTATISTICS

3-dimensional superstatistics induces correlations between the components a_x, a_y, a_z of the acceleration vector \vec{a} . Consider the ratio $R := p(a_x, a_y)/(p(a_x)p(a_y))$. For independent acceleration components this ratio would always be given by $R = 1$. However, our

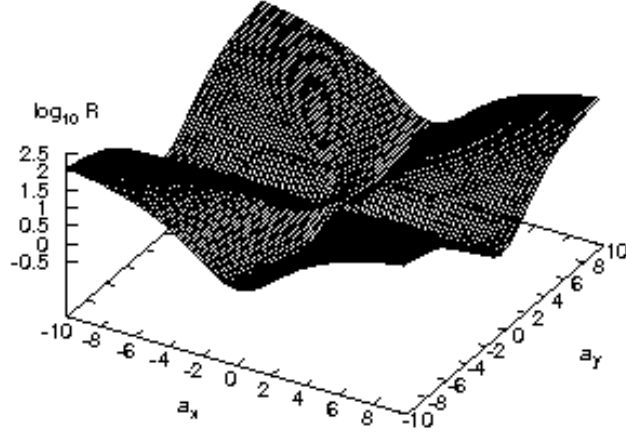


FIGURE 2. The quantity R as given by eq. (9) for lognormal superstatistics.

3-d superstatistical model yields the prediction

$$R = \frac{\int_0^\infty \beta f(\beta) e^{-\frac{1}{2}\beta\tau^2(a_x^2+a_y^2)} d\beta}{\int_0^\infty \beta^{1/2} f(\beta) e^{-\frac{1}{2}\beta\tau^2 a_x^2} d\beta \int_0^\infty \beta^{1/2} f(\beta) e^{-\frac{1}{2}\beta\tau^2 a_y^2} d\beta}. \quad (9)$$

This is a very general formula, it is also valid for Tsallis statistics, where $f(\beta)$ is the χ^2 -distribution. Note that $R = 1$ for $f(\beta) = \delta(\beta - \beta_0)$, i.e. if there are no fluctuations in β then all components are independent random variables.

Fig. 2 shows $R = p(a_x, a_y)/(p(a_x)p(a_y))$ as predicted by lognormal superstatistics. The figure strongly resembles R as experimentally measured by Bodenschatz et al. [22] in a turbulent flow, see Fig. 3.

Besides correlations between components one can also look at temporal correlations. The superstatistical model [19] allows for the calculation of temporal correlation functions as well. In particular, we may be interested in temporal correlation functions of single components u_x of velocity differences, i.e. $C(t) = \langle u_x(t' + t)u_x(t') \rangle$. By averaging over the possible random vectors \vec{n} one arrives at the formula

$$C(t) = \frac{1}{3} \langle u_x^2 \rangle e^{-\gamma t} (2 \cos Bt + 1), \quad (10)$$

i.e. there is rapid (exponential) decay with a zero-crossing at $t^* = \frac{2}{3}\pi B^{-1}$. Exponential decay and zero-crossings are also observed for the experimental data. The model [19] also correctly reproduces the experimentally observed fact that the correlation function of the absolute value $|\vec{a}|$ decays very slowly as compared to that of the single components. Moreover, it correctly describes the fact that enstrophy lags behind dissipation [37].

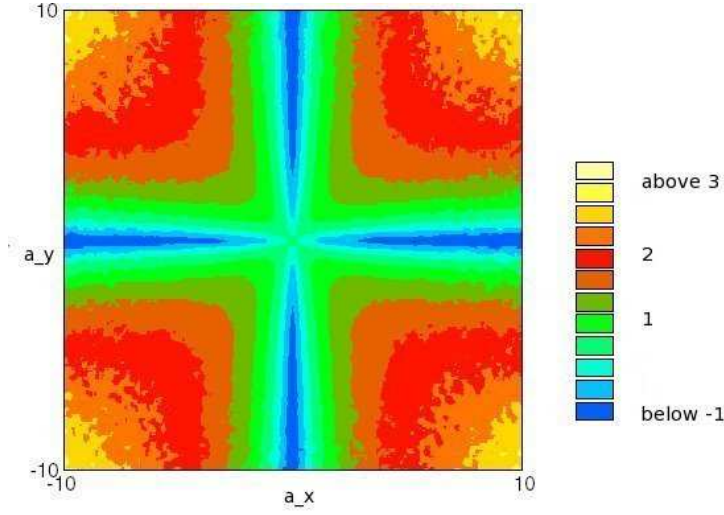


FIGURE 3. $\log_{10} R$ as measured by Bodenschatz et al. [22].

LAGRANGIAN SCALING EXPONENTS

The moments of velocity differences of a single Lagrangian test particle that is embedded in a turbulent flow scale differently from those measured in a fixed laboratory frame. Our superstatistical model [19] allows for the analytic evaluation of the Lagrangian scaling exponents. The moments of velocity difference components u_x on a time scale τ are obtained as

$$\langle u_x^j \rangle = (j-1)!! m^{-\frac{j}{2}} w^{\frac{1}{8}j^2}. \quad (11)$$

Assuming simple scaling laws of the form $m \sim \tau^a$, $w = e^{s^2} \sim \tau^b$, where a and b are so far arbitrary real numbers, one gets $\langle u_x^j \rangle \sim \tau^{\zeta_j} \sim \tau^{-a\frac{j}{2} + b\frac{1}{8}j^2}$. Hence the Lagrangian scaling exponents are given by $\zeta_j = -\frac{a}{2}j + \frac{b}{8}j^2$. Usually one assumes $\zeta_2 = 1$, hence we get $a = \frac{1}{2}b - 1$ thus

$$\zeta_j = \left(\frac{1}{2} + \lambda^2\right)j - \frac{1}{2}\lambda^2 j^2, \quad (12)$$

where $\lambda^2 := -\frac{1}{4}b$. This prediction is in good agreement with the recent measurements of Bodenschatz et al. [36], see Fig. 4.

FROM SUPERSTATISTICS TO (GENERALIZED) THERMODYNAMICS

We end this paper with some more general thoughts. Can we proceed from superstatistics as a merely statistical technique to a proper *thermodynamic description*? There are some early attempts in this direction by Tsallis and Souza [6]. Here we want to follow a somewhat different approach [7]: One starts quite generally from two random variables E and B (representing energy and inverse temperature) and then considers the following

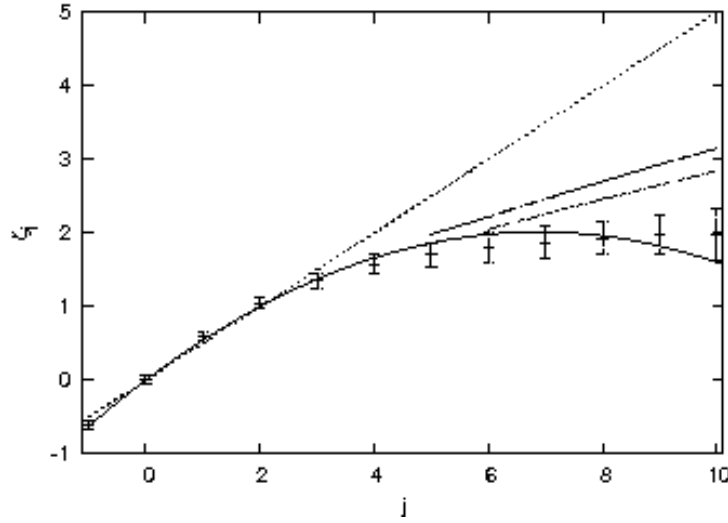


FIGURE 4. Lagrangian scaling exponents. Data points: Measurements of Bodenschatz et al. [36]. Solid line: Theoretical prediction of the superstatistical model ($\lambda^2 = 0.085$) [19]. Dashed lines: Some other competing models [38].

effective entropy for a superstatistical system

$$\begin{aligned} S[E, B] &= S[E|B] + S[B] \\ &= \int d\beta f(\beta) (\beta U(\beta) + \ln Z(\beta)) - \int d\beta f(\beta) \ln f(\beta), \end{aligned}$$

where U is the local internal energy and Z the local partition function. One can do thermodynamics with this extended entropy function. It reduces to ordinary thermodynamics for $f(\beta) = \delta(\beta - \beta_0)$. For sharply peaked distributions $f(\beta)$ this is a slightly deformed thermodynamics, which can be evaluated in a perturbative way. One can also maximize this entropy with respect to appropriate constraints in β to get e.g. a lognormal distribution for $f(\beta)$, or generally some other distribution $f(\beta)$ depending on the constraints. For more details, see [7].

SUMMARY

- Superstatistics (a ‘statistics of a statistics’) provides a physical reason why more general types of Boltzmann factors (e.g. of power-law type) are relevant for nonequilibrium systems with fluctuations of an intensive parameter.
- There is evidence for three major physically relevant universality classes: χ^2 -superstatistics = Tsallis statistics, inverse χ^2 -superstatistics, and lognormal superstatistics. These arise as universal limit statistics for many different complex systems.
- Superstatistical techniques have been successfully applied to a variety of complex systems.

- A superstatistical model of Lagrangian turbulence [19] is in excellent agreement with the experimental data for probability densities, correlations between components, decay of correlations, and Lagrangian scaling exponents.
- The long-term aim is to find a good thermodynamic description for general superstatistical systems.

REFERENCES

1. C. Beck, Phys. Rev. Lett. **87**, 180601 (2001)
2. C. Tsallis, J. Stat. Phys. **52**, 479 (1988)
3. C. Beck and E.G.D. Cohen, Physica A **322**, 267 (2003)
4. C. Beck and E.G.D. Cohen, Physica A **344**, 393 (2004)
5. H. Touchette and C. Beck, Phys. Rev. E **71**, 016131 (2005)
6. C. Tsallis and A.M.C. Souza, Phys. Rev. E **67**, 026106 (2003)
7. S. Abe, C. Beck, and E.G.D. Cohen, Phys. Rev. E **76**, 031102 (2007)
8. P.-H. Chavanis, Physica A **359**, 177 (2006)
9. C. Vignat, A. Plastino and A.R. Plastino, Nuovo Cimento B **120**, 951 (2005)
10. G.E. Crooks, Phys. Rev. E **75**, 041119 (2007)
11. J. Naudts, arXiv:0709.0154
12. R.F. Rodriguez and I. Santamaria-Holek, arXiv:0706.0436
13. I. Lubashevsky et al., arXiv:0706.0829
14. C. Vignat and A. Plastino, arXiv:0706.0151
15. A.M. Mathai and H.J. Haubold, Physica A **375**, 110 (2007)
16. A.Y. Abul-Magd, Physica A **361**, 41 (2006)
17. S. Abe and S. Thurner, Phys. Rev. E **72**, 036102 (2005)
18. C. Beck, E.G.D. Cohen, and H.L. Swinney, Phys. Rev. E **72**, 026304 (2005)
19. C. Beck, Phys. Rev. Lett. **98**, 064502 (2007)
20. A. Reynolds, Phys. Rev. Lett. **91**, 084503 (2003)
21. C. Beck, Europhys. Lett. **64**, 151 (2003)
22. A.M. Reynolds, N. Mordant, A.M. Crawford, and E. Bodenschatz, New Journal of Physics **7**, 58 (2005)
23. S. Rizzo and A. Rapisarda, *Environmental atmospheric at Florence airport*, Proceedings of the 8th Experimental Chaos Conference, Florence, AIP Conf. Proc. **742**, 176 (2004)
24. S. Rizzo and A. Rapisarda, *Application of superstatistics to atmospheric turbulence*, in *Complexity, Metastability and Nonextensivity*, eds. C. Beck, G. Benedek, A. Rapisarda, C. Tsallis, World Scientific (2005)
25. K. E. Daniels, C. Beck, and E. Bodenschatz, Physica D **193**, 208 (2004)
26. J.-P. Bouchard and M. Potters, *Theory of Financial Risk and Derivative Pricing*, Cambridge University Press, Cambridge (2003)
27. M. Ausloos and K. Ivanova, Phys. Rev. E **68**, 046122 (2003)
28. M. Baiesi, M. Paczuski and A.L. Stella, Phys. Rev. Lett. **96**, 051103 (2006)
29. U. Harder and M. Paczuski, cs/PF/0412027
30. C. Beck, Physica A **331**, 173 (2004)
31. G. Wilk and Z. Włodarczyk, Phys. Rev. Lett. **84**, 2770 (2000)
32. G. Wilk and Z. Włodarczyk, Physica A **376**, 279 (2007)
33. A. Porporato, G. Vico, and P.A. Fay, Geophys. Res. Lett. **33**, L15402 (2006)
34. K. Briggs and C. Beck, Physica A **278**, 498 (2007)
35. A. La Porta, G.A. Voth, A.M. Crawford, J. Alexander, and E. Bodenschatz, Nature **409**, 1017 (2001)
36. H. Xu, N.T. Ouellette, and E. Bodenschatz, Phys. Rev. Lett. **96**, 114503 (2006)
37. B. Zeff et al., Nature **421**, 146 (2003)
38. L. Chevillard et al., Phys. Rev. Lett. **91**, 214502 (2003)