

Comparison of three regularization models of the Navier-Stokes equations when viewed as large-eddy simulations

Jonathan Pietarila Graham¹, Darryl D. Holm^{2,3}, Pablo D. Mininni^{1,4},
and Annick Pouquet¹

¹National Center for Atmospheric Research, P.O. Box 3000, Boulder, Colorado 80307, USA

²Department of Mathematics, Imperial College London, London SW 7 2AZ, UK

³Computer and Computational Science Division,

Los Alamos National Laboratory, Los Alamos, NM 87545, USA

⁴Departamento de Física, Facultad de Ciencias Exactas y Naturales,

Universidad de Buenos Aires, Ciudad Universitaria, 1428 Buenos Aires, Argentina.

(dated: December 12, 2019)

We test three regularizations of the Navier-Stokes equations, the Lagrangian-Averaged Navier-Stokes model (LANS- α), Leray, and Clark, as subgrid scale (SGS) models by comparison with a direct numerical simulation (DNS) on a regular grid of 1024^3 points at a Reynolds number $Re = 3300$ and a Taylor Reynolds number of $Re_\lambda = 790$. We use a Taylor-Green forcing which corresponds to a von Kármán flow as used in several ongoing laboratory experiments. We also derive the Kármán-Howarth equation for both the Clark and Leray models. We compare one of two possible scalings resulting from this equation for Clark as well as its associated k^{-1} energy spectrum. Clark reproduces the total dissipation and the time to reach a statistical turbulent steady-state of the DNS. For small values of the filter width it also reproduces the large-scale energy spectrum and intermittency properties of the DNS. As α is increased, Clark exhibits increased intermittency. We find for the Leray model, that increasing α decreases the nonlinearity and, hence, the effective Reynolds number is substantially decreased. Therefore even for the smallest value of studied Leray was inadequate as a SGS model. The LANS- α energy spectrum k^{-1} , consistent with its so-called "rigid bodies," precludes a reproduction of the energy spectrum of the DNS. We find, however, that this same feature reduces its intermittency compared to Clark (which shares a similar Kármán-Howarth equation). Clark is found to be the best approximation for reproducing the total dissipation rate and the energy spectrum at scales larger than α , whereas high-order intermittency properties for larger values of α are best reproduced by LANS- α .

PACS numbers: 47.27.ep; 47.27.E-; 47.27.Jv; 47.50.-d

I. INTRODUCTION

Nonlinearities prevail in fluid dynamics when the Reynolds number, Re , is large [19]. For geophysical flows, the Reynolds number is often larger than 10^8 and for some astrophysical flows values of $Re = 10^{18}$ is not unreasonable. The number of degrees of freedom (dof) in the flow increases as $Re^{9/4}$ for $Re \gg 1$ in the Kolmogorov framework [35, 36, 37] (hereafter K41). Such a huge number of dof makes direct numerical simulations (DNS) of turbulence at high Re infeasible on any existing or projected computer for decades to come. Because of this intractability, simulations of turbulence are always carried out in regions of parameter space far from the observed values, either with: (a) an unphysical lack of scale separation between the energy-containing, inertial, and dissipative ranges while parameterizing the missing physics, or (b) a study of the processes at much smaller length scales, often with periodic boundaries (unphysical at large scales but used under the hypothesis of homogeneity of turbulent flows). Clearly, modeling of unresolved small scales is necessary.

Two main approaches have been developed over the years to model the effects of the unresolved small scales in turbulence on the scales resolved in the simulations. The first approach is Large Eddy Simulations (LES, see [43]). LES is widely used in engineering, in atmospheric sciences, and to a lesser extent in astrophysics. However, in the LES approach, the Reynolds number is not known. Instead, one attempts modeling the behavior of the flow in the limit of very large Re . Another approach models the effects of turbulence at higher Reynolds numbers than are possible with a DNS on a given grid, by using a variety of techniques that can be viewed as filtering of the small scales. However, intermittency is not included explicitly in either of these approaches. By intermittency, we refer here to non-Gaussian statistical effects in the flow as described, e.g., by the anomalous scaling of high-order structure functions of the velocity field. It is not clear whether the overall statistics of the flow at large scale will be affected by the omission

of small-scale intermittency, and if so, how intermittency should be incorporated [8, 49, 50]. Some cases are known where a proper modeling of intermittency is crucial. For example, intermittency may trigger large scale effects, such as the apparently random reversals of the Earth's magnetic field [33]. It may play a role in other large scale events in the solar dynamo and in the atmosphere of the earth. Although intermittency is believed to take place at small scales, strong events can affect the dynamics of the large scales, specially in systems close to criticality. For instance, Ref. [32] shows that local fluctuations of the kinetic helicity can explain phase and amplitude variations of the 22-year solar cycle. Intermittency is also one possible explanation for the occurrence of the Maunder-like minima of solar activity [9]. Finally, intermittency is known to affect the transport of momentum in atmospheric surface layers [39].

A rather novel approach to modeling of turbulent flows employs regularization modeling as a SGS model [13, 14, 22, 23, 24, 31]. Unlike other subgrid closures which normally employ eddy-viscosity concepts and modify the dissipative processes, the approach of regularization modeling modifies the spectral distribution of energy. Existence and uniqueness of smooth solutions can be rigorously proven as well as the fact that the subgrid model recovers the Navier-Stokes equations in the limit of the filter width going to zero, unlike many SGS models (e.g. eddy-viscosity). Their robust analytical properties ensure computability of solutions. Further note that, as many SGS models are designed to retain a $k^{-5/3}$ spectrum, they are not suitable for transitional flows nor are they easily extendible to magnetohydrodynamics (MHD) where there is more than one field and some controversy has arisen regarding the power law for the total energy spectrum. Power law corrections for Navier-Stokes arise as well, due to intermittency, see e.g. [34, 54].

One of the earliest regularization models was the Leray model, which Leray used to prove the existence (but not smoothness, or uniqueness) of solutions to the Navier-Stokes equations in R^n , $n=2,3$ [42]. Geurts and Holm [22, 23, 24] began using this model with (a three-point invertible approximation of) an inverse-Helmholtz-operator filter of width Δ . Later it was dubbed Leray filter and an upper bound for the dimension of the global attractor was established [14]. The global existence and uniqueness of strong solutions for the Leray model is a classical result [42]. Leray filter has been compared to DNS simulations on a grid of $N^3 = 192^3$ in a doubly-periodic compressible channel flow domain [22, 23, 24]. Its performance was found to be superior to a dynamic mixed (similarity plus eddy-viscosity) model (with an even greater reduction in computational cost). However, it possessed a systematic error of a slight over-prediction of the large scales accompanied by a slight under-prediction of the small scales. It also possessed both forward- and back-scatter, but it exhibited too little dissipation.

The Leonard tensor-dissivity model [41] (sometimes known as the Clark model [15]) is the first term of the reconstruction series for the turbulent sub-filter stress for all symmetric filters that possess a finite nonzero second moment. This leading order approximation of the subgrid stress is thus generic [7, 56]. In a priori testing, it reconstructs a significant fraction (> 90%, but not all) of the subgrid stress, provides for local backscatter along the stretching directions while remaining globally dissipative, and possesses a better reconstruction of the subgrid stress than the scale-similarity model. Used as a LES, in a posteriori testing the Leonard tensor-dissivity model required additional dissipation (a dynamic Smagorinsky term) to achieve reasonable gains in computation speed for 3D periodic flows and for channel flows [56]. The Leonard tensor-dissivity model does not conserve energy in the non-viscous limit. Cao, Holm, and Titi [6] developed a related (conservative) subgrid model which they dubbed Clark filter. The Clark filter model applies an additional inverse-Helmholtz filter operation to the Reynolds stress tensor of the Clark model. The global well-posedness of the Clark filter model and the existence and uniqueness of its solutions were demonstrated, and upper bounds for the Hausdorff (d_H) and fractal (d_F) dimensions of the global attractor were found [6].

The third regularization model we will consider is the incompressible Lagrangian-averaged Navier-Stokes (LANS- α , model, also known as the viscous Camassa-Holm equation [10, 11, 12, 13, 30]). It can be derived, for instance, by applying temporal averaging to Hamilton's principle, where Taylor's frozen-in turbulence hypothesis (the only approximation in the derivation) is applied as the closure for the Eulerian fluctuation velocity in the Reynolds decomposition, at linear order in the generalized Lagrangian mean description [26, 28, 29]. In this derivation, the momentum-conservation structure of the equations is retained. For scales smaller than the filter width, LANS- α reduces the steepness in gradients of the Lagrangian mean velocity and thereby limits how thin the vortex tubes may become as they are transported, while the effect on larger length scales is negligible [13]. LANS- α may also be derived by smoothing the transport velocity of a material loop in Kelvin's circulation theorem [18]. Consequently, there is no attenuation of resolved circulation, which is important for many engineering and geophysical flows where accurate prediction of circulation is highly desirable. An alternative interpretation of the model is that it neglects fluctuations in the smoothed velocity field, while preserving them in the source term, the vorticity [47].

LANS- α has previously been compared to direct numerical simulations (DNS) of the Navier-Stokes equations at modest Taylor Reynolds numbers ($Re = 72$ [57], $Re = 130$ [13], and $Re = 300$ [4]). LANS- α was compared to a dynamic eddy-viscosity LES in 3D isotropic turbulence under two different forcing functions (for $Re = 80$ and 115) and for decaying turbulence with initial conditions peaked at a low wavenumber (with $Re = 70$) as well as at a moderate wavenumber (with $Re = 220$) [46]. LANS- α was preferable in these comparisons because it demonstrated

correct alignment between eigenvectors of the subgrid stress tensor and the eigenvectors of the resolved stress tensor and vorticity vector. The LANS and the Leray models were contrasted with a dynamic mixed model (similarity plus eddy-viscosity) in a turbulent mixing shear layer (with $Re = 50$) [21, 24]. LANS was found to be the most accurate of these three LES candidates at proper subgrid resolution, but the effects of numerical contamination can be strong enough to lose most of this potential. While LANS has the greatest grid-independent accuracy of the three models, it also requires the greatest resolution. From the LES perspective, this could pose some limitations on the practical use and application of LANS for high Re cases. Indeed, recent high-resolution simulations of LANS showed that energy artificially accumulates in the sub-filter-scales, giving as a result only a modest computational gain at very high Reynolds number [48].

We propose to pursue these previous studies at high Reynolds number further, by comparing the three regularizations (Clark, Leray, and LANS), which are related via truncation of sub-filter stresses. One goal is to test whether their differences in predicted energy spectra at sub-filter scales influence their intermittency properties. As intermittency is believed to be generated at small scales, it can be expected to influence the predicted energy spectra at small scales. For LANS, the predicted small-scale spectra is k^{-1} [18]. This scaling has been observed to be subdominant to an energy spectrum k^{-1} which corresponds to "enslaved rigid body" or "polymerized" portions of the fluid [48]. The sub-filter scaling observed in the third-order structure function corresponded to the predicted k^{-1} scaling of the energy spectrum. However, regions were observed in the flow where no stretching was acting in the sub-filter scales. These regions, which give no contribution to the energy cascade, and hence do not affect the third order structure functions, are responsible for the k^{-1} scaling in the LANS energy spectrum. For Clark, the correct time scale for vortex stretching is difficult to determine and its spectrum is found to range between k^{-1} and $k^{-7/3}$ [6]. Leray has the same difficulty and the spectrum can range between $k^{-1/3}$ and $k^{-5/3}$ [14]. The determination of these scaling laws is needed to quantify the computational gain if each model is to be used as a SGS model for building an LES algorithm.

As a result, our second goal is to determine empirically the sub-filter scale spectra. In Section II, we present the three models and describe how they are related, we derive the Karman-Howarth equation for Clark and Leray (from which exact scaling laws for third order quantities follow), and we review theoretical predictions of inertial range scaling. In Section III, we compare the three regularizations as subgrid models. We first compute a fully resolved DNS of the Navier-Stokes equations at a resolution of 1024^3 ($\nu = 3 \cdot 10^4$, $Re = 3300$, and $R = 790$). We then perform model runs with the exact same conditions at a resolution of 384^3 . Guided by a previous study of LANS [48], we utilize two choices of filter width in Section III. In the first choice, we take Δ to be 1=40th the box size. This choice was found to produce an optimal LES (in the sense of being optimal for the class of LANS models, with respect to the value of β). In the second choice, we take Δ to be 1=13th the box size, which was found earlier to be large enough to exhibit both Navier-Stokes and sub-filter-scale LANS dynamics [48]. The larger filter case is important because it gives insight into the behavior of the models at scales much smaller than the filter width without requiring higher resolution than is feasible. In Section IV, we review bounds on the size of the attractors and use these bounds to comment on the computational savings of the three regularizations viewed as SGS models. Finally, in Section V we summarize our results, present our conclusions, and propose future directions of investigation.

II. THREE REGULARIZATION MODELS

A. Clark

The incompressible Navier-Stokes equations are given in Cartesian coordinates by

$$\partial_t v_i + \partial_j (v_j v_i) + \partial_i P = \partial_{jj} v_i; \quad \partial_i v_i = 0; \quad (1)$$

Filtering these equations with a convolution filter, $L : z \rightarrow \tilde{z}$ in which \tilde{z} (resp. z) denotes the filtered (resp. unfiltered) field, yields

$$\partial_t u_i + \partial_j (u_j u_i) + \partial_i P + \partial_j \tau_{ij} = \partial_{jj} u_i; \quad (2)$$

in which by convention we denote $u_i = \tilde{v}_i$ and the Reynolds turbulence stress tensor, $\tau_{ij} = \overline{\tilde{v}_i \tilde{v}_j} - \tilde{v}_i \tilde{v}_j$, represents the closure problem. Let $G(r)$ be the convolution kernel, $[Lz](r) = \int G(r-r^0) z(r^0) d^3 r^0$. It has been shown [7, 56] that for all symmetric filters possessing a finite nonzero second moment, the first term of the reconstruction series for the turbulent sub-filter stress is

$$\tau_{ij} = \frac{d^2 \mathcal{B}}{dk^2} \Big|_{k=0} \partial_k u_i \partial_k u_j + \dots \quad (3)$$

where $\hat{\mathcal{G}}(k)$ is the Fourier transform of the convolution kernel. This approximation of the subgrid stress is then generic and is known as the Leonard tensor-dissivity model [41] (or, often, the Clark model [15]).

Related to this model, the Clark model is [6]

$$\partial_t v_i + H \partial_j (u_j u_i) + \partial_i p + 2 \partial_j (\partial_k u_i \partial_k u_j) = \partial_{jj} v_i; \quad (4)$$

and its subgrid stress for (1) is given by

$$\tau_{ij}^c = H^{-1/2} (\partial_k u_i \partial_k u_j) = 2 (\partial_k u_i \partial_k u_j) + O(\epsilon^4); \quad (5)$$

Here the filter is the inverse of a Helmholtz operator, $L = H^{-1} = (1 - \epsilon^2 r^2)^{-1}$. The Clark model conserves energy in the $H^{-1}(u)$ norm instead of the $L^2(v)$ norm,

$$\frac{dE}{dt} = 0; \quad (6)$$

in which the Clark energy E is expressed as

$$E = \frac{1}{D} \int_D \frac{1}{2} (u^2 r^2 u) \quad u^3 dx = \frac{1}{D} \int_D \frac{1}{2} v^3 dx; \quad (7)$$

and the Clark energy dissipation rate is given by

$$= \frac{1}{D} \int_D \frac{1}{2} \epsilon^3 dx; \quad (8)$$

where $\epsilon = r \cdot v$ and $\epsilon = r \cdot u$. For $L = H^{-1}$, we note that $\hat{G} = (1 + \epsilon^2 k^2)^{-1}$ which implies that the turbulent sub-filter stress tensor for the tensor-dissivity model given by Eq. (3) is

$$\tau_{ij}^c = 2 \epsilon^2 (\partial_k u_i \partial_k u_j) + \dots; \quad (9)$$

which is proportional to the Clark stress tensor to second order in ϵ . Hence, the a priori tests of [56] should apply to Clark, at least at this order.

1. Kam and Howarth equation for Clark

In 1938, Kam and Howarth [16] introduced the invariant theory of isotropic hydrodynamic turbulence, and derived from the Navier-Stokes equations the exact law relating the time derivative of the two-point velocity correlation to the divergence of the third-order correlation function. The corresponding Kam and Howarth theorem for LANS in the uid case was derived in [27]. The relevance of the Kam and Howarth theorem for the study of turbulence cannot be underestimated. As a corollary, rigorous scaling laws in the inertial range can be deduced. In this section, we derive these results for the Clark case.

For the sake of simplicity, we consider the case $\epsilon = 0$, since the dissipative terms may be added at any point in the derivation. We denote $u^0 = u(x^0; t)$ and begin our investigation of the correlation dynamics by computing the ingredients of the partial derivative $\partial_t (v_i u_j^0)$. The Clark motion equation (4) may be rewritten as

$$\partial_t v_i + \partial_m (v_i u_m + u_i v_m - u_i u_m + p_{im} - 2 \partial_n u_i \partial_n u_m) = 0; \quad (10)$$

Combining Eqs. (2) and (5), we arrive at the fluctuation-velocity equation,

$$\partial_t u_j^0 + \partial_m^0 (u_j^0 u_m^0 + p_{jm}^0 + 2G \tau_{jm}^c) = 0; \quad (11)$$

where $\tau_{ij}^c = H^{-1/2} \tau_{ij}^c$ ($L = H^{-1}$). Multiplying Eq. (10) by u_j^0 and Eq. (11) by v_i , then adding the result yields

$$\begin{aligned} \partial_t h v_i u_j^0 = & \frac{\partial}{\partial r_m} h (v_i u_m + u_i v_m - u_i u_m - 2 \partial_n u_i \partial_n u_m) u_j^0 + \frac{\partial}{\partial r_m} h p u_j^0 - p v_i - \tau_{jm}^c v_i \\ & \frac{\partial}{\partial r_m} h (u_j^0 u_m^0 + 2G \tau_{jm}^c) v_i; \end{aligned} \quad (12)$$

where we have used statistical homogeneity

$$\frac{\partial}{\partial x_m} \langle h_i \rangle = \frac{\partial}{\partial x_m^0} \langle h_i \rangle = \frac{\partial}{\partial x_m} \langle h_i \rangle : \quad (13)$$

We symmetrize Eq. (12) in the indices i, j by adding the corresponding equation for $\partial_t \langle v_j u_i^0 \rangle$. We then use homogeneity again as

$$v_i u_j^0 u_m^0 + v_j u_i^0 u_m^0 = v_i^0 u_j u_m + v_j^0 u_i u_m ; \quad (14)$$

and define the tensors

$$Q_{ij}^C = v_i u_j^0 + v_j u_i^0 ; \quad (15)$$

$$T_{ijm}^C = \langle v_i u_j^0 + v_j u_i^0 + v_i^0 u_j + v_j^0 u_i - u_i u_j^0 - u_j u_i^0 - v_m \rangle ; \quad (16)$$

$$S_{ijm}^C = \langle p u_j^0 - p^0 v_{j-im} + (p u_i^0 - p^0 v_i)_{jm} \rangle ; \quad (17)$$

$$G_{im}^C = \langle (\partial_n u_i \partial_n u_m) u_j^0 + (\partial_n u_j \partial_n u_m) u_i^0 + G_{jm}^C v_i + G_{im}^C v_j \rangle : \quad (18)$$

We can drop G_{ijm}^C because the terms with the pressures p and p^0 vanish everywhere, as follows from the arguments of isotropy [16]. Finally, we obtain

$$\partial_t Q_{ij}^C = \frac{\partial}{\partial x_m} T_{ijm}^C - 2 S_{ijm}^C : \quad (19)$$

This is the Karman-Howarth equation for Clark (compare to Eq. (3.8) in [27] for LANS).

By dimensional analysis, the energy dissipation rate in Clark is $\epsilon^C \sim \partial Q_{ij}^C$ and Eq. (19) implies

$$\epsilon^C \sim \frac{1}{l} (v u^2 + u^3 + \frac{2}{l^2} u^3) : \quad (20)$$

For large scales ($l \gg \eta$), we recover the Navier-Stokes scaling known as the four-fifths law, $\langle (v_k(l))^3 \rangle \sim l^{-1}$ [19]. Here, $v_k(l) = [v(x+l) - v(x)]/l$ is the longitudinal increment of v . Strictly speaking, the four-fifths law expresses that the third-order longitudinal structure function of v , $S_3^v(l) = \langle (v_k)^3 \rangle$, is given in the inertial range in terms of the mean energy dissipation per unit mass ϵ by

$$S_3^v = \frac{4}{5} \epsilon l ; \quad (21)$$

or, equivalently, that the flux of energy across scales in the inertial range is constant. We also recover the Kolmogorov 1941 [35, 36, 37] (hereafter, K41) energy spectrum, $E(k) \sim k^{-5/2} \epsilon^{2/3} l^{2/3}$ or, equivalently,

$$E(k) \sim \epsilon^{2/3} k^{-5/3} : \quad (22)$$

For sub-filter scales ($l \lesssim \eta$), we have $u \sim v l^{1/2}$ and the first and third right-hand terms in Eq. (20) are equivalent. In this case, we are left with two different possible scalings depending on the prefactors in Eq. (20). If the first (or third) right-hand term is dominant, our scaling law becomes

$$(u_k(l))^2 \sim (v_k(l)) \sim \epsilon^{1/2} l : \quad (23)$$

For our sub-filter scale energy spectrum we would then have $E^C(k) \sim \epsilon^{1/2} k^{-2} l^{2/3}$, or, equivalently,

$$E^C(k) \sim \epsilon^{1/2} k^{-2} l^{2/3} : \quad (24)$$

This result is the same as for the model [18]. If, however, the second right-hand term in Eq. (20) is dominant, then the K41 results are recovered, with u substituted for v . In that case, one finds the alternative Clark sub-filter

scale spectral energy scaling,

$$E^C(k) \sim k^{1=3}; \quad (25)$$

2. Phenomenological arguments for Clark inertial range scaling

We review here the derivation by dimensional analysis of the spectrum which follows the scaling ideas originally due to Kraichnan [38] and which is developed more fully in Ref. [6]. In examining the nonlinear terms in Eq. (4), it is not entirely clear which of three possible scales for the average velocity for an eddy of size k^{-1} ,

$$U_k^{(0)} = \frac{1}{D} \int_D \mathbf{v}_k \cdot \mathbf{v}_k d^3x \quad (1=2); \quad (26)$$

$$U_k^{(1)} = \frac{1}{D} \int_D u_k \cdot \mathbf{x} d^3x \quad (1=2); \quad (27)$$

or

$$U_k^{(2)} = \frac{1}{D} \int_D \mathbf{u}_k \cdot \mathbf{v}_k d^3x \quad (1=2) \quad (28)$$

should result. Therefore, three corresponding "turnover times", $t_k^{(n)}$, for such an eddy may be proposed

$$t_k^{(n)} = 1/(kU_k^{(n)}) \quad \text{with } n = 0;1;2; \quad (29)$$

The term "turnover time" is used advisedly here, since only the velocity $U_k^{(2)}$ is composed of the fluid transport velocity. We define the (omnidirectional) spectral energy density, $E(k)$, from the relation

$$E = \int_0^\infty E(k) dk = \int_0^\infty E(k) dk; \quad (30)$$

Since, $u_k \cdot \mathbf{u}_k = u_k \cdot \mathbf{x} = (1 + 2k^2) = E(k) = (1 + 2k^2)$, we have

$$U_k^{(n)} = \int_0^\infty E(k) (1 + 2k^2)^{(1-n)} dk \quad (1=2) \quad (31)$$

Then, the total energy dissipation rate, ϵ^C is related to the spectral energy density by

$$\epsilon^C = \int_0^\infty (t_k^{(n)})^{-1} E(k) dk = k^2 U_k^{(n)} E(k) = k^{5=2} E^C(k)^{3=2} (1 + 2k^2)^{(1-n)=2}; \quad (32)$$

which yields, finally, the predicted energy spectra for Clark, $E^C(k)$,

$$E^C(k) \sim (\epsilon^C)^{2=3} k^{-5=3} (1 + 2k^2)^{(n-1)=3}; \quad (33)$$

For scales much larger than $(k \ll 1)$ the Kolmogorov scaling for Navier-stokes is recovered,

$$E^C(k) \sim (\epsilon^C)^{2=3} k^{-5=3}; \quad (34)$$

whereas for scales much smaller $(k \gg 1)$, the spectrum becomes

$$E^C(k) \sim (\epsilon^C)^{2=3} (2(n-1)=3) k^{(2n-7)=3}; \quad (35)$$

These arguments constrain the Clark sub-filter scale spectrum to lie between k^{-1} and $k^{-7=3}$.

B. Leray

The Leray model in Cartesian coordinates is

$$\partial_t v_i + \partial_j (u_j v_i) + \partial_i P = \partial_{jj} v_i \quad \partial_i v_i = 0; \quad (36)$$

where the flow is advected by a smoothed velocity, u . By comparison with Eq. (2) we see that the Leray model approximates the subgrid stress as $\tau_{ij}^L = L (u_j v_i - u_j u_i)$, or, with $L = H^{-1}$,

$$\tau_{ij}^L = H^{-1/2} (\partial_k u_i \partial_k u_j + \partial_k u_i \partial_j u_k); \quad (37)$$

As has been noted previously [31], the subgrid stress of Clark in Eq. (5) is a truncation of the subgrid stress of Leray, in Eq. (37). For Leray, the $L^2(v)$ norm is the quadratic invariant that is identified with energy,

$$\frac{dE}{dt} = -2\epsilon; \quad (38)$$

where

$$E = \frac{1}{D} \int_D \frac{1}{2} v_j^2 d^3x; \quad (39)$$

and

$$\epsilon = \frac{1}{D} \int_D \frac{1}{2} \eta^2 d^3x; \quad (40)$$

As was pointed out in [55], the incompressibility of the velocity field v only implies a divergenceless filtered velocity u under certain boundary conditions for Leray. When $\partial_i u_i \neq 0$, the energy $E = \frac{1}{2} \int_D v_j^2$ is no longer conserved (helicity and Kelvin's theorem are not conserved for Leray). In our numerical study, we employ periodic boundary conditions, for which $\partial_i v_i = 0$ implies $\partial_i u_i = 0$ and Leray conserves energy in the usual sense of $L^2(v)$.

1. Kraman-Howarth equation for Leray

In this section we derive the Kraman-Howarth equation for the Leray case. Following Section III A 1, we begin our investigation of the correlation dynamics by computing the ingredients of the partial derivative $\partial_t (v_i v_j^0)$. Eq. (36) may be rewritten as:

$$\partial_t v_i + \partial_m (v_i u_m + P_{im}) = 0; \quad (41)$$

Multiplying Eq. (41) by v_j^0 yields

$$\partial_t (v_i v_j^0) = \frac{\partial}{\partial r_m} (v_i u_m v_j^0) + \frac{\partial}{\partial r_m} (P v_j^0)_{im}; \quad (42)$$

We can make this equation symmetric in the indices i, j , by adding the equation for $\partial_t (v_j v_i^0)$. We define the tensors

$$Q_{ij}^L = v_i v_j^0 + v_j v_i^0; \quad (43)$$

$$T_{ijm}^L = v_i v_j^0 + v_j v_i^0 u_m; \quad (44)$$

$$L_{ijm}^L = P v_j^0{}_{im} + P v_i^0{}_{jm}; \quad (45)$$

Again, we may drop L_{ijm}^L because the terms with the pressure P vanish everywhere and thereby obtain

$$\partial_t Q_{ij}^L = \frac{\partial}{\partial r_m} T_{ijm}^L; \quad (46)$$

This is the Kraman-Howarth equation for Leray.

The energy dissipation rate for Leray is denoted by ϵ^L and it satisfies $\epsilon^L = \partial_t Q_{ij}^L$. By dimensional analysis,

Eq. (46) implies

$$\epsilon^L = \frac{1}{L} v^2 u. \quad (47)$$

For large scales ($L \gg \lambda$), we recover the Navier-Stokes scaling, Eqs. (21) and (22). For sub-filter scales ($L \ll \lambda$) our scaling law becomes

$$\epsilon^L = (v_k(L))^2 (u_k(L))^{-1}. \quad (48)$$

For our small scale energy spectrum we would then have $E^L(k)k^{-1} \propto v^2 (v_k)^{2=3} k^{4=3} k^{2=3}$ (where we employed $u_k \propto v_k^2 = v^2$), or, equivalently, cf. Eq. (25),

$$E^L(k) \propto (v_k)^{2=3} k^{4=3} k^{-1=3}. \quad (49)$$

2. Phenomenological arguments for Leray inertial range scaling

We review here the derivation by dimensional analysis of the spectrum for Leray as we did for Clark in Section IIA 2. This analysis is developed more fully in Ref. [14]. We argue again that there are three possible scales for the average velocity for an eddy of size k^{-1} , Eqs. (26), (27), and (28), with the turn-over time, $t_k^{(n)}$ given by Eq. (29). Since, $u_k^2 = v_k^2 = (1 + \alpha^2 k^2)^2 = E(k) = (1 + \alpha^2 k^2)^2$, we have

$$U_k^{(n)} = \int E(k) (1 + \alpha^2 k^2)^{-n} dk \propto k E(k) (1 + \alpha^2 k^2)^{-n-1/2}. \quad (50)$$

Then, the total energy dissipation rate, ϵ^L is related to the spectral energy density by

$$\epsilon^L = \int (t_k^{(n)})^{-1} E(k) dk \propto k^2 U_k^{(n)} E(k) \propto k^{5=2} E(k)^{3=2} (1 + \alpha^2 k^2)^{-n=2}; \quad (51)$$

which yields, namely, the predicted energy spectra for Leray, $E^L(k)$,

$$E^L(k) \propto (v_k)^{2=3} k^{5=3} (1 + \alpha^2 k^2)^{n=3}. \quad (52)$$

For scales much larger than (k^{-1}) the Kolmogorov spectrum is recovered, Eq. (22), and for scales much smaller (k^{-1}) the spectrum is

$$E^L(k) \propto (v_k)^{2=3} k^{2n=3} k^{(2n-5)=3}. \quad (53)$$

These arguments constrain the Leray sub-filter scale spectrum to lie between $k^{-1=3}$ and $k^{-5=3}$.

C. LANS

LANS is given by

$$\partial_t v_i + \partial_j (u_j v_i) + \partial_i (v_j u_j) = \partial_j v_i; \quad \partial_i v_i = 0; \quad (54)$$

For LANS, the usual choice of filter is again $L = H^{-1}$ with this filter, the subgrid stress tensor is given by

$$\tau_{ij} = H^{-1/2} (\partial_m u_i \partial_m u_j + \partial_m u_i \partial_j u_m - \partial_j u_m \partial_i u_m); \quad (55)$$

As has been previously noted [31], the subgrid stress of Leray, Eq. (37), is a truncation of the subgrid stress of LANS Eq. (55). Like Clark, energy is conserved in the $H^{-1}(u)$ norm instead of the $L^2(v)$ norm. Additionally, LANS is the only model of the three examined here that conserves the helicity (and Kelvin's circulation theorem).

For LANS in the vield case the Karaman-Howarth theorem was derived in [27]. We summarize here the dimensional analysis argument for the LANS inertial range scaling that follows from this theorem, beginning from Equation (3.8) in Ref. [27]. In the statistically isotropic and homogeneous case, without external forces and with $\omega = 0$, taking the dot product of Eq. (54) with u_j^0 yields the equation

$$\partial_t Q_{ij} = \frac{\partial}{\partial r_m} T_{ijm} - 2 S_{ijm} \quad ; \quad (56)$$

The trace of this equation is the Fourier transform of the detailed energy balance for LANS ;

$$Q_{ij} = \int_D v_i u_j^0 + v_j u_i^0 \quad (57)$$

is the second-order correlation tensor while

$$T_{ijm} = \int_D (v_i u_j^0 + v_j u_i^0 + v_i^0 u_j + v_j^0 u_i) u_m \quad ; \quad (58)$$

and

$$S_{ijm} = \int_D (\partial_m u_l \partial_l u_1) u_j^0 + (\partial_m u_l \partial_l u_1) u_i^0 + (G_{jm}^0) v_i + (G_{im}^0) v_j \quad ; \quad (59)$$

are the third-order correlation tensors for LANS and $\tau_{ij} = H^{-1} \tau_{ij}$ is the sub-filter scale stress tensor. For $\nu = 0$ this reduces to the well-known relation derived by Kamran and Howarth. The energy dissipation rate for LANS, ϵ , satisfies $\epsilon = \int \partial_t Q_{ij}$. By dimensional analysis in Eq. (56) we arrive at

$$\epsilon = \frac{1}{L} (\nu u^2 + \frac{2}{L^2} u^3) \quad (60)$$

For large scales ($L \gg \eta$), we recover the Navier-Stokes scaling Eqs. (21) and (22). For sub-filter scales ($L \sim \eta$) our scaling law becomes Eq. (23) and our sub-filter scale spectra is given by

$$E(k) \sim \nu^{2/3} k^{-3} \quad (61)$$

In this case, by the phenomenological arguments, we know that eddies of size k^{-1} are advected by the smoothed velocity, Eq. (28). This scaling is confirmed in Ref. [48] but it coexists with a k^1 energy spectrum corresponding to "enslaved rigid bodies" or "polymersed" portions of fluid which do not contribute to the turbulent energy cascade.

III. NUMERICAL STUDY

We compute numerical solutions to Eqs. (1), (4), (36), and (54) in a three-dimensional (3D) cube with periodic boundary conditions using a parallel pseudospectral code [20, 25]. We employ a Taylor-Green forcing [53],

$$F = \begin{pmatrix} 2 \sin k_0 x \cos k_0 y \cos k_0 z \\ 4 \cos k_0 x \sin k_0 y \cos k_0 z \\ 0 \end{pmatrix} \quad (62)$$

(with $k_0 = 2$), and employ dynamic control [45] to maintain a nearly constant energy with time. The Taylor-Green forcing, Eq. (62), is not a solution of the Euler's equations, and as a result small scales are generated rapidly. The resulting flow models the fluid between counter-rotating cylinders [5] and it has been widely used to study turbulence, including studies in the context of the generation of magnetic fields through dynamo instability [51]. We define the Taylor microscale as $\lambda = 2 \sqrt{\frac{\nu}{\overline{v_i^2 i^2}}}$; and the mean velocity fluctuation as $v_{rms} = \sqrt{2 \int_0^{R_1} E(k) dk}$. The Taylor microscale Reynolds number is defined by $R = v_{rms} \lambda / \nu$ and the Reynolds number based on a unit length is $Re = v_{rms} = \lambda$.

To compare the three regularizations (Clark, Leray, and LANS) we compute a fully resolved DNS of the Navier-Stokes equations at a resolution of 1024^3 ($\nu = 3 \cdot 10^4$, $Re = 3300$) and model runs with the exact same conditions at a resolution of 384^3 . The details of the flow dynamics of the DNS have already been given [1, 44]. In particular, the Reynolds number based on the integral scale $L = 2 \int E(k) k^{-1} dk = E^{-1/2}$ (where E is the total energy) is $Re_L = UL = 3900$, where U is the rms. velocity and the Reynolds number based on the Taylor scale is $R = 790$. The DNS was run for nine turnover times ($L=U$) (in the following results, time t is in units of the turnover time). We employ two different filter widths for our comparisons: $\Delta = 2 = 40$ corresponding to an optimal LES at this resolution; and $\Delta = 2 = 13$ for which LANS exhibits both Navier-Stokes and LANS inertial ranges in the

third-order structure function [48]. From these we hope to obtain both the behavior of the models for scales much smaller than η and an indication of their LES potential. Note that the value of η has been optimized for neither Clark nor Leray; as a consequence, these models might perform better in other parameter regimes than the results indicated in this study.

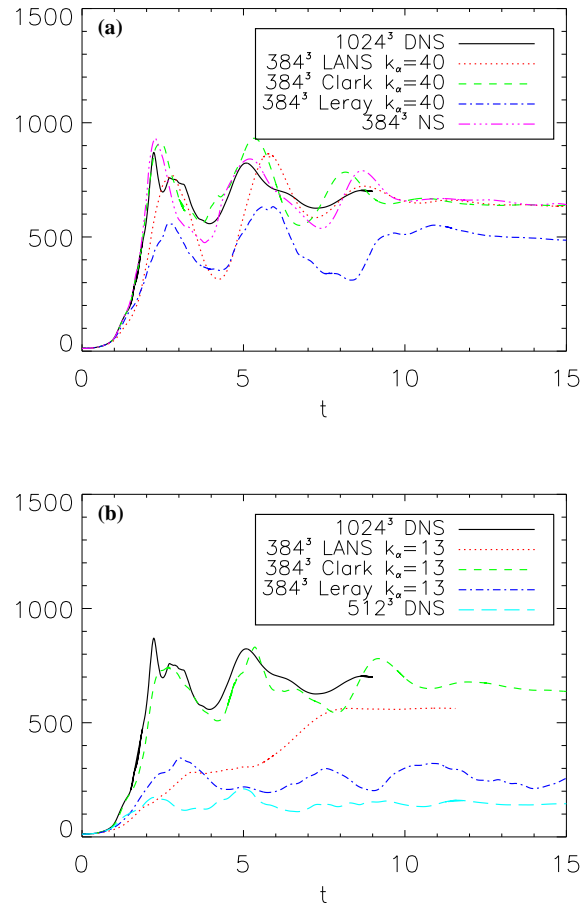


FIG. 1: (Color online) Time evolution of the enstrophy $\langle \omega^2 \rangle$ for Leray and in the DNS, $h! \omega^2$ for LANS and Clark. DNS ($Re = 3300$) is shown as solid black lines, LANS as dotted red, Clark as dashed green, and Leray as blue dash-dotted. (a) $k = 40$. An under-resolved (384^3) Navier-Stokes run is shown as a pink dash-triple-dotted line. (b) $k = 13$. The cyan long-dashed line represents a 512^3 DNS ($Re = 1300$, $R_\eta = 490$). Here each run is calculated only until it reaches a statistical steady state. Leray reduces the dissipation, $\epsilon = \langle \omega^2 \rangle$, and increases the time scale to reach a statistical turbulent steady-state. Both effects are greater as k is increased. By comparison with the $Re = 1300$ run, we see that these two effects are consistent with a reduced effective Reynolds number. A smaller reduction in flux (but not an increase in time to steady-state) is also observed for LANS and is likely related to its rigid bodies.

In Fig. 1 we present the time evolution of the enstrophy (ω^2 for Leray and in the DNS, $h! \omega^2$ for LANS and Clark), which is proportional to the dissipation ($\epsilon = \omega^2$ or $\epsilon = h! \omega^2$ depending on the case). Fig. 1 (a) is the result for $k = 2 = 40$ along with an under-resolved Navier-Stokes solution at a resolution of 384^3 ($\eta = 3 \cdot 10^4$, (pink online) dash-triple-dotted line). We see that both LANS and Clark reproduce the proper amount of dissipation and are within 10% of the time required by the DNS to reach a statistical turbulent steady state. As has been observed before, Leray is under-dissipative [24]. We also note that it takes longer than the others to reach a steady state. In Fig. 1 (b), we plot a similar study for the larger k case ($k = 13$) along with a well-resolved 512^3 DNS of a less turbulent flow ($\eta = 1.5 \cdot 10^3$, $Re = 1300$, $R_\eta = 490$, (cyan online) long-dashed line). Here each run is calculated only until it reaches a statistical steady state. We see that the dissipation is further reduced and the time-scale is increased for Leray, when compared to the smaller k case. We see by comparison with the $Re = 1300$ DNS that both these features result in a reduced effective Reynolds number in the Leray run. For LANS, the dissipation also decreases as k is increased, although the time to reach steady state is not in-

creased. This is probably related to the enslavement of its rigid body regions which would have no internal dissipation. Of the three models, Clark best reproduces the total dissipation for a large range of Δ . Indeed, as it is the order Δ^2 approximation of Navier-Stokes, this correct dissipation behavior for Clark may continue to hold until Δ becomes quite large.

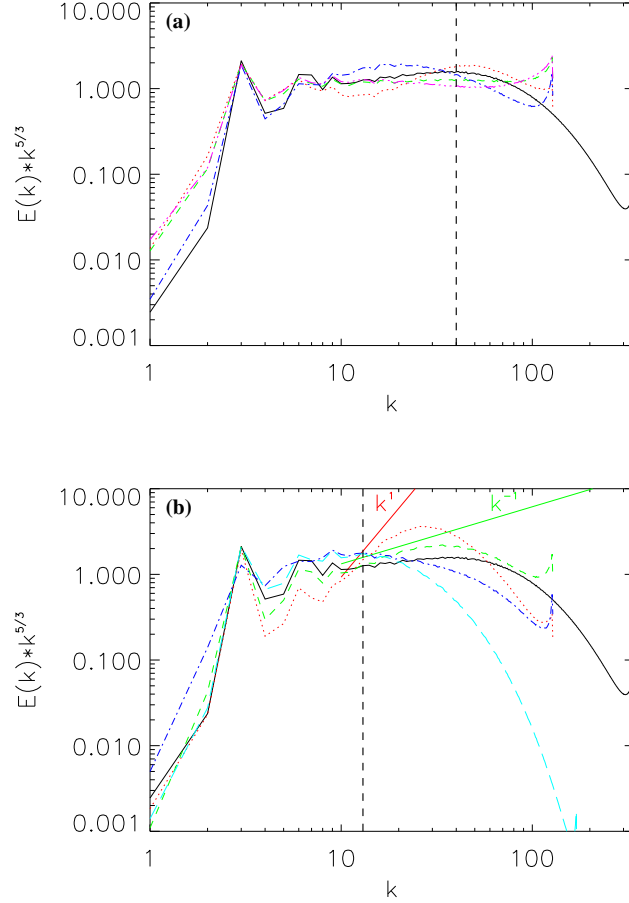


FIG. 2: (Color online) Spectra compensated by $k^{5/3}$ for 1024^3 DNS ($Re = 3300$) averaged over $t = [8.25; 9]$. Labels are as in Fig. 1. (a) $k = 40$ (vertical dashed line). 384^3 simulations are averaged over $t \in [15; 20]$. Note that to make a comparison for most wavenumbers, the spectra must be averaged within a turbulent steady-state. Therefore, as the subgrid models are averaged over a different time interval, there is no meaningful comparison to the DNS for $k < 3$. Even though the value of Δ is not optimized for Clark, this model does very well at reproducing the large-scale energy spectrum. Leray's performance is the poorest (b) $k = 13$ (vertical dashed line). Compensated spectra for 384^3 LANS averaged over $t \in [10.8; 11.6]$, for 384^3 Clark over $t \in [11.8; 12.6]$, for 384^3 Leray over $t \in [26.3; 27]$, and for the $Re = 1300$ DNS over $t \in [18.1; 18.9]$. Due to the large disparity in times to reach a turbulent steady-state, the time intervals chosen to average over also differ greatly. Clark exhibits the predicted k^{-1} spectrum, Eq. (24), and not k^{-3} , Eq. (25), nor another possible spectrum, Eq. (33). The spectrum of Leray is very similar (for $k \in [5; 20]$) to that of the $Re = 1300$ DNS. The smallest k^{-1} LANS spectrum observed here has previously been reported.

Figure 2 shows a comparison of the energy spectrum at the turbulent steady state, for all the runs in Fig. 1. Let us first focus on the scaling of the sub-filter spectra, which can be appreciated in more detail in Fig. 2 (b) (corresponding to the runs with $k = 13$). The isotropic energy spectra are calculated as follows,

$$E(k) = \frac{\int_{k_{eff}}^{k_e} \langle u^2 \rangle k^{+\frac{1}{2}} dk}{k_{eff} k^{-\frac{1}{2}}} = v_x^2(k_e) + v_y^2(k_e) + v_z^2(k_e) \quad (63)$$

where $k_e = \sqrt{k_x^2 + k_y^2 + k_z^2}$ (the $H_1(u)$ norm is employed for Clark and LANS). The length scale is indicated

by a vertical dashed line and the plotted energy spectra are compensated by $k^{5=3}$ (i.e., leading to a flat $K_{41} k^{5=3}$ spectrum). From Fig. 2 (b) it is clear that the Clark spectral behavior is close to the predicted k^{-1} spectrum, rather than the $k^{1=3}$ from Eq. (25), or the other possible spectrum from Eq. (33). Likewise, LANS is close to its k^{-1} spectrum as discussed in Ref. [48]. Leray, on the other hand, possesses a very steep sub-filter scale spectrum as well as enhanced large-scale energy as has been previously observed [24].

The spectrum of Leray in Fig. 2 (b) gives a good approximation to the Re 1300 DNS in the range $k \in [5; 20]$ (i.e., to $\tau = 1.5 \cdot 10^3$ rather than to $\tau = 3 \cdot 10^4$ which was employed). This result, Leray's increased characteristic time scales and its reduced dissipation imply that the Leray model is operating at a much lower effective Reynolds number. This is also clear from the rapid drop in the spectrum at small scales, shown in Fig. 2 (b). Indeed, we can build an effective Reynolds number in the large scales as $Re = \tau^{1=3} L^{4=3} = \dots$. Since L is controlled in this simulation by the forcing scale, the drop in the dissipation rate implies a reduced nonlinearity in Leray. This is also consistent with a direct comparison of the nonlinear terms in Leray with, for instance, LANS. The nonlinear terms in LANS, Eq. (54), may be written as $u \cdot r v + r^T u \cdot v$ (where the su x T denotes a transposition), while the nonlinear term in Leray, Eq. (36), is only $u \cdot r v$. Both nonlinear terms in LANS are of order $O(1)$; so the absence of one of the nonlinear terms in Leray may be understood as a reduction in the nonlinearity.

Compensated spectra averaged over several eddy turn-over times are shown for the subgrid-model case (i.e., $k = 40$) in Fig. 2 (a). Note that as the subgrid models are averaged over a different time interval, no meaningful comparison to the DNS is possible for $k < 3$. Even without an optimal choice for the value of τ , Clark best reproduces the DNS spectrum for scales larger than $k = 3$. We compute the mean square spectral error

$$E_{sq} = \frac{1}{n} \sum_{k=k_F}^{\infty} \frac{(E_{model}(k) - E(k))^2}{E^2(k)}; \quad (64)$$

where k_F is the wavenumber for the forcing scale, $E(k)$ is the DNS spectrum (in the $L^2(v)$ norm), $E_{model}(k)$ is the subgrid model spectrum (in the appropriate norm), and n is the number of terms in the sum. We find (in decreasing order) $E_{sq} = 0.077$ for the under-resolved 384^3 , 0.059 for Leray, 0.053 for LANS, and 0.031 for Clark. If instead we compute the mean spectral error

$$E_{mean} = \frac{1}{n} \sum_{k=k_F}^{\infty} \frac{|E_{model}(k) - E(k)|}{E(k)}; \quad (65)$$

we have in decreasing order, $E_{mean} = 0.20$ for Leray, 0.19 for the under-resolved 384^3 , 0.19 for LANS, and 0.15 for Clark. We see that only Clark improves the estimate of the power spectrum at this resolution for both error measures. Leray performs the poorest of the three regularization models, but it is also not optimized. As previously argued, its effective Reynolds number is too low to accurately model the DNS flow. Either a decrease in the viscosity ν , or a decrease in the filter size (and, hence, an increase in the nonlinearity), or both would likely improve the accuracy of Leray as an SGS model. Due to its frozen-in (or enslaved) rigid-body regions, the LANS model cannot reproduce the DNS spectrum unless τ is only a few times larger than the dissipation scale [48].

Another measure of the success of a subgrid model is the reproduction of structures in the flow. In Figure 3 we have 3D volume rendering of the enstrophy density $|\omega|^2$ (! ! for LANS and Clark) for the DNS, the three subgrid-model simulations ($k = 40$), the 384^3 under-resolved Navier-Stokes solution, all at a Reynolds number of 3300, and the Re 1300 DNS. Due to the late times depicted (longer than a Lyapunov time) there can be no point-by-point comparison between the simulations. Instead, we note that there are four horizontal bands where the forcing causes a maximum shear. This large-scale feature of the flow is missing only from Leray and the Re 1300 run. The three other runs reproduce this feature well (note that the apparently thicker tubes present in Clark are vortex tube mergers). The results lead again to the conclusion that the under-resolved Navier-Stokes, the Clark, and the LANS models are better subgrid models than Leray due to its reduced effective Re.

Validation of the Karman-Howarth equation scalings, Eqs. (23) and (48), enables us to measure scaling laws in the inertial range and, thus, compare the intermittency properties of the models. The third-order correlations involved in the theorems, namely

$$L^3(l) = (u_k(l))^2 (v_k(l)) \quad (66)$$

for Clark and LANS, and

$$L^3(l) = (v_k(l))^2 (u_k(l)) \quad (67)$$

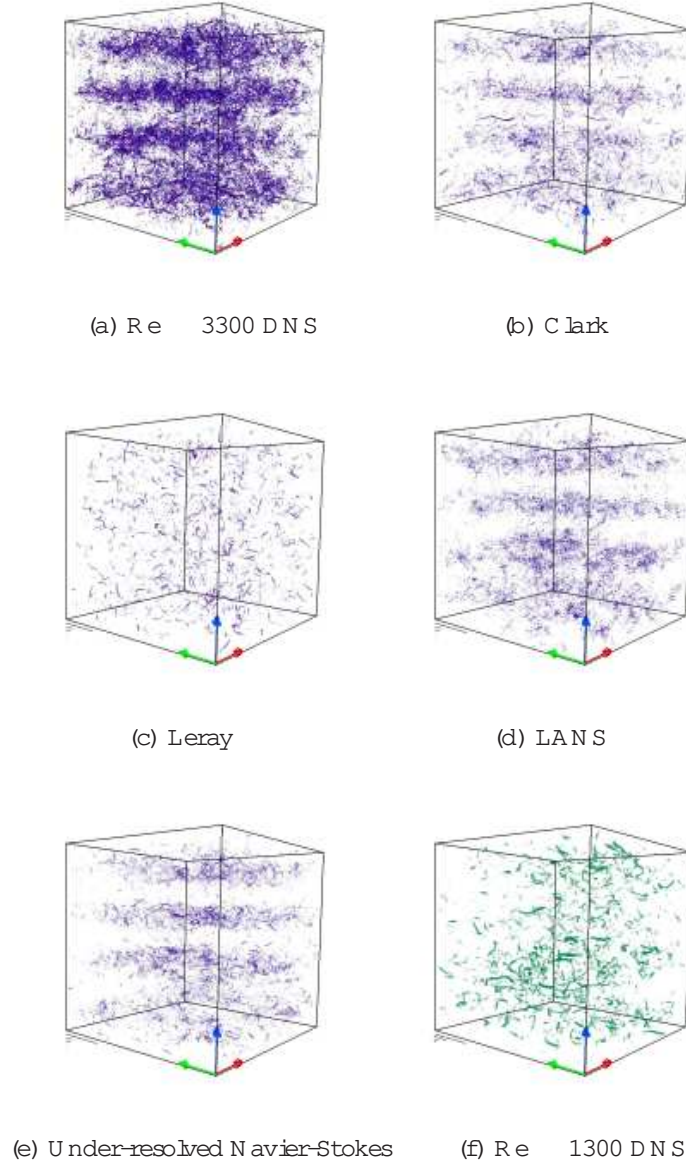


FIG. 3: (Color online) Volume rendering of the entrophy density ϵ^2 (ϵ^2 for LANS and Clark). The four lengths depicted are integral length scale L , Taylor scale λ , iter width δ , and dissipative scale η_K as calculated separately for each simulation. For (a) $Re = 3300$ DNS, (b) Clark, (d) LANS, and (e) under-resolved Navier-Stokes the snapshot is for $t = 9$. For (c) Leray it is for $t = 16$ and for (d) $Re = 1300$ DNS it for $t = 19$ corresponding to their slower development of turbulence. For Leray the location of vortex tubes are consistent with a lower Re flow while the other models (including under-resolving) reproduce the large-scale pattern of the flow well. The color scale indicates the strength of the entrophy density with purple stronger than green.

for Leray, and $L(l) = S_3^v(l)$ for Navier-Stokes, are plotted versus l in Fig. 4. For the subgrid models, shown in Fig. 4 (a), the predicted l^1 scaling (solid line) is well-reproduced by all models and the under-resolved run at scales larger than δ (vertical dashed line). The $k = 13$ results are shown in Fig. 4 (b) where we can see validation of the Kolman-Howarth scaling for scales smaller than δ for both LANS and Clark. In particular, we note the observed scaling for Clark verifies the $vu^2 \sim l^{-1}$ scaling and not the (theoretically possible) $vu^2 \sim l^{-1} (u^3 \sim l)$ scaling. The predicted scaling is not observed in Leray due to its reduced effective Reynolds number. With these scalings in hand, we may proceed to observe the scaling of the longitudinal structure functions,

$$S_p^v(l) \sim h(\nu_k^{-2})^{p=2} i; \tag{68}$$

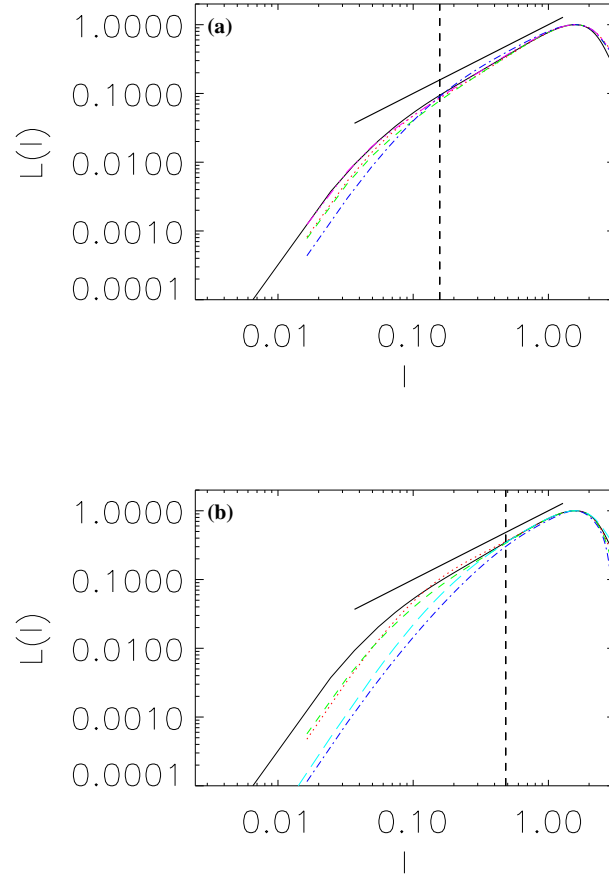


FIG. 4: (Color online) Third-order structure function associated with the Karman-Howarth equation, $L^{(3)}(l)$, versus length, l . Labels are as in Fig. 1. The vertical dashed lines indicate the lengths l_c . (a) $k = 40$ (b) $k = 13$. The Clark result is consistent with a $u^2 v^{-1}$ scaling, Eq. (23), and clearly inconsistent with a $u^2 v^{-1}$ ($u^3 l^{-1}$) scaling as would arise from the middle term in Eq. (20). The truncation has very little effect on the scaling for the 384^3 under-resolved DNS. The results for Leray are again consistent with a reduced effective Re.

where we again replace the H^{-1} norm, $\|v_k\|_{H^{-1}}$, for the L^2 norm, $\|v_k\|_{L^2}$, in the case of Clark and LANS. We utilize the extended self-similarity (ESS) hypothesis [2, 3, 4] which proposes the scaling

$$S_p^v(l) / L^{(p)}(l) \sim l^{-p};$$

and normalize the results by S_3 to better visualize the deviation from linearity (which serves as a measure of intermittency). The results are displayed in Fig. 5.

In Fig. 5 (b), we may more clearly observe the intermittency properties of the models at sub-filter scales. We note a reduced intermittency for both Leray and the Re = 1300 DNS. This is consistent with the smoother, more laminar flows (due to the reduction of the effective Re) possessed by both. Interestingly, though LANS and Clark both possess the same cascade scaling (Eq. (23), as confirmed in Fig. 4 (b)), the Clark model is markedly more intermittent than LANS. If artificially truncated local interactions (in spectral space) is taken as a cause of enhanced intermittency [17, 40], then the increased intermittency observed in Clark is the expected result of truncation of the higher-order terms in the sub-filter stress tensor. Moreover, if the LANS's k^{-1} spectrum is indeed associated with rigid bodies, these would serve to decrease the intermittency (no internal degrees of freedom being available in a rigid body) which is consistent with the results shown here. Due to this effect, LANS of the three regularization models best reproduces the high-order intermittency of the DNS for larger values of β . In Fig. 5 (a), we display the SGS model intermittency results where all models reproduce the intermittency up to the

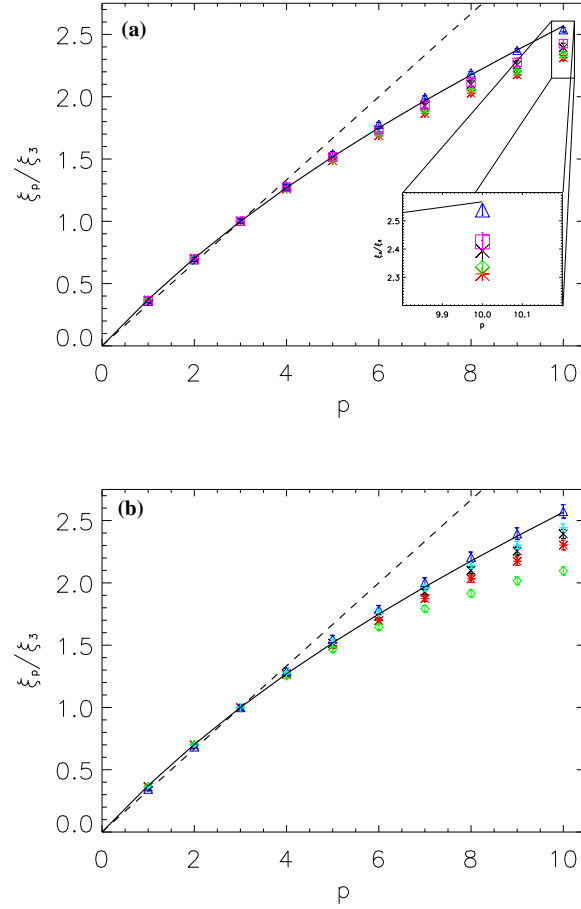


FIG. 5: (Color online) Normalized structure function scaling exponent ξ_p/ξ_3 versus order p . The dashed line indicates K41 scaling and the solid line the She-Leveque formula [52]. The DNS results are indicated by black X's. (a) $k = 40$, red asterisks for LANNS, green diamonds for Clark, blue triangles for Leray, and pink boxes for the under-resolved Navier-Stokes run. With a small enough filter-width, the intermittency properties of the DNS can be reproduced with all three models. (b) $k = 13$: The $Re = 1300$ DNS results are shown by cyan pluses. Leray is less intermittent consistent with the smaller field produced by a lower Re flow. Clark is more intermittent than Navier-Stokes at sub-filter scales. LANNS is less intermittent than Clark, likely due to the influence of its rigid bodies (see text).

tenth-order moment within the error bars (although there is a small decrease in intermittency for Leray). Thus, we conclude that with adequately chosen values of α (and of β for Leray), all three models can reproduce the intermittency of the DNS (to within the error bars).

IV. DISCUSSION OF COMPUTATIONAL GAINS

The rationale behind using LES is that it leads to adequate solutions at a reduced computational cost, because it computes fewer dof; indeed, for an LES, the ratio of Navier-Stokes's dof to the model's dof, a prediction for memory savings and hence computation time savings for numerical simulation, is a crucial factor. Consequently, analytical bounds on the sizes of the attractors for the three regularization subgrid models may be useful indicators of their computational savings. The dof for LANNS is derived in [18] and compared in [48],

$$\text{dof} / \frac{L}{\nu} Re^{3=2}; \quad (69)$$

where L is the integral scale (or domain size). We may compare this to the dof for Navier Stokes,

$$\text{dof}_{NS} = \frac{L^3}{\kappa} Re^{9=4}; \quad (70)$$

which immediately yields

$$\frac{\text{dof}_{NS}}{\text{dof}} = \left(\frac{L}{\kappa}\right) Re^{3=4}; \quad (71)$$

It was found, however, that to reproduce the energy spectrum of an equivalent DNS, the filter-width must be no larger than a few times the dissipation scale, κ [48]. This is the result of the "polym erization" of the flow in LANS, and the associated $E(k) \sim k^{-5}$ scaling at sub-filter scales. With this added caveat, it follows that the reduction in dof is independent of Re (and a net factor of about 10). Our study here illustrates that the high-order structure functions may be reproduced for much larger values of Re . Therefore, in applications where the k^{-5} rigid-body spectrum is not of great concern, much greater reduction in numerical resolution would be feasible.

For Clark there is an upper bound on the Hausdorff, d_H , and fractal, d_F , dimensions of the attractor,

$$d_H = d_F = C \frac{L}{\kappa^C} \frac{L}{\kappa}^{3=4}; \quad (72)$$

where κ^C is the Kolmogorov dissipation length scale corresponding to the Clark model [6]. From its observed k^{-5} spectrum, we may estimate κ^C or, equivalently, $k^C = \frac{L}{\kappa^C}$. For dissipation the large wavenumbers dominate and, therefore, combining the Clark energy balance Eq. (6) with its sub-filter scale energy spectrum Eq. (24) allows us to implicitly specify its dissipation wavenumber, k^C , by

$$\frac{n^C}{L} \int_{k^C}^{\infty} k^2 E^C(k) dk = \int_{k^C}^{\infty} k^2 (n^C)^{2=3} k^{1=3} dk = (n^C)^{2=3} k^{1=3} (k^C)^2; \quad (73)$$

Then we have,

$$k^C = \frac{(n^C)^{1=6}}{1=2 \quad 1=3}; \quad (74)$$

It follows that

$$\frac{\text{dof}_{NS}}{\text{dof}_{Clark}} = Re^{3=4} \left(\frac{L}{\kappa}\right)^{3=4} \frac{1}{L}; \quad (75)$$

This is similar to the prediction for LANS, but as energy spectra are more easily reproduced for larger values of Re than with LANS (but not the intermittency properties), it may be the case that κ^C is not tied to the Kolmogorov dissipation scale κ . If so, then the computational saving might increase as $Re^{3=4}$ which is promising for use of Clark as an LES model. This conclusion is bolstered to the extent that the results in Section III for $k = 40$ ($\approx 7 \kappa$) are acceptable. If not, there is still a greater reduction in dof (a factor of 20) for Clark than for LANS [48].

For Leray, we have the following upper bounds on the Hausdorff dimension, d_H , and fractal dimension, d_F , of the global attractor,

$$d_H = d_F = c \frac{L}{\kappa}^{12=7} \left(1 + \frac{L}{\kappa}\right)^{9=14}; \quad (76)$$

where $\frac{L}{\kappa}$ is the dissipation length scale for Leray [14]. Again, we estimate the dissipation wavenumber for Leray $k^L = \frac{L}{\kappa}$. Then, from Eqs. (38) and (52), that is, assuming the k^{-3} spectrum resulting from the Kam an-Howarth equation, we find

$$\frac{n^L}{L} \int_{k^L}^{\infty} k^2 E^L(k) dk = \int_{k^L}^{\infty} k^2 (n^L)^{2=3} k^{1=3} dk = (n^L)^{2=3} k^{1=3} (k^L)^{8=3}; \quad (77)$$

Consequently we have,

$$k^L = \frac{(\frac{m^L}{L})^{1=8}}{\frac{3=8}{L} \frac{1=2}{L}} : \quad (78)$$

It follows that

$$\frac{\text{dof}_{NS}}{\text{dof}_{Leray}} = \frac{L^{9=7} L^{9=4}}{L^{9=14} L^{6=7} (1 + \frac{L}{L})^{9=14}} : \quad (79)$$

Our results suggest that for an effective LES the viscosity ν_L must be chosen to be smaller than ν . This leads to an upper bound on the computational savings for Leray,

$$\frac{\text{dof}_{NS}}{\text{dof}_{Leray}} < C \frac{Re^{45=28} L^{6=7}}{(1 + \frac{L}{L})^{9=14}} : \quad (80)$$

If we further assume that ν_L is directly proportional to the dissipative scale k^{-1} , we arrive at

$$\frac{\text{dof}_{NS}}{\text{dof}_{Leray}} < C Re^{27=56} \quad (81)$$

which is not exceedingly promising for use as a LES. All such estimates are, however, purely conjectural until the proper choices of ν_L and L are determined.

V. CONCLUSIONS

We derived the Karman-Howarth equations for the Leray and Clark models. These two models may be viewed as successive truncations of the sub-filter scale stress of the Lagrangian-Averaged Navier-Stokes model (LANS). In the case of Clark two different inertial range scalings follow from the dimensional analysis of this equation. The case of Leray is simpler as a single scaling is predicted. This is the case for Navier-Stokes and LANS as well. We computed solutions for a 1024^3 DNS under periodic boundary conditions ($\nu = 3 \cdot 10^4$; $Re = 3300$) and at 384^3 resolution under the same exact conditions for LANS, Leray, Clark, and an under-resolved 384^3 solution of the Navier-Stokes equations. We employed two different filter widths. The first choice $\Delta = 2 = 40$ was employed to test the LES potential of the models and the second choice $\Delta = 2 = 13$ was used to test sub-filter scale predictions. In comparing these two choices, we found for Leray that an increase in Δ substantially decreases the nonlinearity (and hence decreases the effective Reynolds number Re). For this reason, we were unable to confirm either the inertial range scaling from its Karman-Howarth equation or its sub-filter scale energy spectrum. For Clark we were able to determine the dominant Karman-Howarth inertial range scaling to be $u^2 v^{-1}$ and to confirm its associated k^{-1} energy spectrum.

The performance of the three regularizations as subgrid models (for a resolution of 384^3 and $k = 40$) was comparable to that of the under-resolved Navier-Stokes solution in reproducing the DNS energy spectrum. Only Clark showed a clear improvement in approximating the spectrum. From 3D volume rendering of enstrophy density we found that Clark and LANS were comparable to the under-resolved solution. Even at $\Delta = 2 = 40$, Leray's 3D spatial structures are consistent with a significantly reduced Re_{row} (e.g., comparable to a $Re = 1300$ DNS). We note that the value of Δ was chosen optimally for LANS at the resolution of 384^3 , and that for Clark (and especially for Leray) smaller resolutions may have comparable results for this value. Such a comparison is beyond the scope of the present work.

Although LANS and Clark exhibit the same inertial range scaling arising from similarities in their Karman-Howarth equations, Clark is decidedly more intermittent than the DNS for large values of Δ (e.g., $\Delta = 2 = 13$). At the same time, LANS is only slightly more intermittent than the DNS. These results are consistent with the artificial truncation of local nonlinear interactions (in spectral space) in the SGS stress tensor of each model. This effect is reduced for LANS by the "rigid-body regions" enslaved in its larger scale flow which possess no internal degrees of freedom. The reduced intermittency observed for Leray is related to its smoother, more laminar flows as a result of its reduced effective Re . As a result, the true sub-filter scale intermittency properties of Leray were also inaccessible.

Finally, we analyzed the reduction in the number of dof in the models, as compared to Navier-Stokes (and, hence, their LES potential based on their computational savings). We noted that as LANS reproduces the intermittency

properties of a DNS quite well even for larger values of ν , some further reduction in numerical saving might be achieved provided the contamination due to its k^{-1} rigid-body energy spectrum were not important in a given application. As Clark possesses a similar reduction in dof to LANS, its LES potential is tied to the optimal value of ν for LES. Our study indicates that Clark may be applicable (especially with regards to the energy spectrum) for larger values of ν than LANS. In fact, if its optimal value is not a function of Re , the computational resolution savings increases as Re^{3-4} for Clark. For the case of Leray, the prediction is complicated by the effective reduction in Re as ν increases. Prediction of optimized values of ν and of effective dissipation ϵ_L are required to assess its LES potential. Future work should include such a study for both Leray and Clark.

All three regularizations were shown to be successful, in that their control of the flow gradient reduces the degrees of freedom and saves computation while preserving a properly defined Reynolds number (albeit for Leray that definition is not yet determined). Clark accurately reproduces the total dissipation, the time scale to obtain a turbulent statistical steady-state and the large-scale energy spectrum of a DNS. These results seem to result from Clark being an order 2 approximation of Navier-Stokes. We have shown that Leray reduces the effective Reynolds number of the flow. The last of the three models, LANS restores Kelvin's circulation theorem (advected by a smoothed velocity) and the conservation of a form of helicity. Using spectra as a measure of the success of a subgrid model, LANS is less than optimal, due to its k^{-1} sub-filter scale spectrum. However, other measures of the success of a subgrid model are possible: for example, in regard to intermittency, LANS may be considered a superior model. For Clark, intermittency may be a function of filter width while for LANS, intermittency does not vary much with ν .

Finally, we remark that the computational gain thus far achieved by any of these regularizations is insufficient for applications at very high Reynolds numbers, and the three subgrid stress tensors discussed here may need to be supplemented with an enhanced effective viscosity. This is a common practice when implementing the Clark model (see e.g., Ref. [56] for a study of this model with an extra Smagorinsky term). In this light, the present study may be useful as an analysis of the properties of the SGS tensors of the regularizations, and to pick best candidates, before the addition of enhanced dissipation. Studies similar to that in Ref. [48] will also need to be done for the cases of Clark and Leray to quantify their computational savings before the addition of such dissipative terms.

Acknowledgements

Computer time provided at NCAR is gratefully acknowledged, as well as NSF-CMG grant 0327888.

-
- [1] A. Alexakis, P. D. Mininni, and A. Pouquet. Imprint of Large-Scale Flows on Turbulence. *Physical Review Letters*, 95(26):264503(+), December 2005.
 - [2] R. Benzi, L. Biferale, S. Ciliberto, M. V. Struglia, and R. Tripiccone. Scaling property of turbulent flows. *Phys. Rev. E*, 53:R3025(+), April 1996.
 - [3] R. Benzi, S. Ciliberto, C. Baudet, G. Ruiz Chavarria, and R. Tripiccone. Extended self-similarity in the dissipation range of fully developed turbulence. *Europhysics Letters*, 24:275(+), November 1993.
 - [4] R. Benzi, S. Ciliberto, R. Tripiccone, C. Baudet, F. M. assaioli, and S. Succi. Extended self-similarity in turbulent flows. *Phys. Rev. E*, 48:R29(+), July 1993.
 - [5] M. Brachet. The geometry of small-scale structures in a Taylor-Green vortex. *Academie des Sciences Paris Comptes Rendus Serie Sciences Mathematiques*, 311:775{780, September 1990.
 - [6] C. Cao, D. D. Holm, and E. S. Titi. On the Clark model of turbulence: global regularity and long-time dynamics. *Journal of Turbulence*, 6:19(+), 2005.
 - [7] D. Carati, G. S. Winkelmans, and H. Jeanmart. On the modelling of the subgrid-scale and filtered-scale stress tensors in large-eddy simulation. *Journal of Fluid Mechanics*, 441:119{138, August 2001.
 - [8] S. Cerutti and C. Meneveau. Intermittency and relative scaling of subgrid-scale energy dissipation in isotropic turbulence. *Physics of Fluids*, 10:928{937, April 1998.
 - [9] P. Charbonneau, G. Biais-Laurier, and C. St-Jean. Intermittency and Phase Persistence in a Babcock-Leighton Model of the Solar Cycle. *ApJ*, 616:L183{L186, December 2004.
 - [10] S. Chen, C. Foias, D. D. Holm, E. Olson, E. S. Titi, and S. W ynne. Camassa-Holm Equations as a Closure Model for Turbulent Channel and Pipe Flow. *Physical Review Letters*, 81:5338{5341, December 1998.
 - [11] S. Chen, C. Foias, D. D. Holm, E. Olson, E. S. Titi, and S. W ynne. A connection between the Camassa-Holm equations and turbulent flows in channels and pipes. *Physics of Fluids*, 11:2343{2353, August 1999.
 - [12] S. Chen, C. Foias, D. D. Holm, E. Olson, E. S. Titi, and S. W ynne. The Camassa-Holm equations and turbulence. *Physical Dynamics Nonlinear Phenomena*, 133:49{65, 1999.

- [13] S. Chen, D. D. Holm, L. G. Margolin, and R. Zhang. Direct numerical simulations of the Navier-Stokes alpha model. *Physica D Nonlinear Phenomena*, 133:66{83, 1999.
- [14] Alexey Cheskidov, Darryl D. Holm, Eric Olson, and Edriss S. Titi. On a Leray model of turbulence. *Proceedings of the Royal Society of London*, A 461:629{649, 2005.
- [15] R. A. Clark, J. H. Ferziger, and W. C. Reynolds. Evaluation of subgrid-scale models using an accurately simulated turbulent flow. *Journal of Fluid Mechanics*, 91:1{16, March 1979.
- [16] Theodore de Karman and Leslie Howarth. On the Statistical Theory of Isotropic Turbulence. *Proceedings of the Royal Society of London*, A 164:192{215, 1938.
- [17] B. Dubrulle, J.-P. Laval, S. Nazarenko, and O. Zaboronski. A model for rapid stochastic distortions of small-scale turbulence. *Journal of Fluid Mechanics*, 520:1{21, December 2004.
- [18] C. Foias, D. D. Holm, and E. S. Titi. The Navier-Stokes-alpha model of fluid turbulence. *Physica D Nonlinear Phenomena*, 152-153:505{519, May 2001.
- [19] Uriel Frisch. *Turbulence, The Legacy of A. N. Kolmogorov*. Cambridge University Press, Cambridge, UK, 1995.
- [20] D. O. Gomez, P. D. Mininni, and P. Dmitruk. Parallel Simulations in Turbulent MHD. *Physica Scripta*, page 123, 2005.
- [21] B. J. Geurts and D. D. Holm. A phi-modeling Strategy for LES of Turbulent Mixing. In D. Drikakis and B. J. Geurts, editors, *Turbulent Flow Computation*, pages 237+, London, 2002. Kluwer Academic Publishers.
- [22] B. J. Geurts and D. D. Holm. Leray Simulation of Turbulent Shear Layers. In J. P. Castro and P. E. Hancock, editors, *Advances in Turbulence IX: Proceedings of the Ninth European Turbulence Conference*, pages 337+, Barcelona, 2002. CIMNE.
- [23] B. J. Geurts and D. D. Holm. Regularization modeling for large-eddy simulation. *Physics of Fluids*, 15:L13{L16, January 2003.
- [24] Bernard J. Geurts and Darryl D. Holm. Leray and LANS- modeling of turbulent mixing. *Journal of Turbulence*, 7(10):1{33, 2006.
- [25] D. O. Gomez, P. D. Mininni, and P. Dmitruk. MHD simulations and astrophysical applications. *Advances in Space Research*, 35:899{907, 2005.
- [26] D. D. Holm. Averaged Lagrangians and the mean effects of fluctuations in ideal fluid dynamics. *Physica D Nonlinear Phenomena*, 170:253{286, September 2002.
- [27] D. D. Holm. Karman-Howarth theorem for the Lagrangian-averaged Navier-Stokes-alpha model of turbulence. *Journal of Fluid Mechanics*, 467:205{214, September 2002.
- [28] D. D. Holm. Lagrangian averages, averaged Lagrangians, and the mean effects of fluctuations in fluid dynamics. *Chaos*, 12:518{530, 2002.
- [29] D. D. Holm, J. E. Marsden, and T. S. Ratiu. Euler-Poincaré Models of Ideal Fluids with Nonlinear Dispersion. *Physical Review Letters*, 80:4173{4176, May 1998.
- [30] D. D. Holm, J. E. Marsden, and T. S. Ratiu. The Euler-Poincaré Equations and Semidirect Products with Applications to Continuum Theories. *Adv. in Math.*, 137:1{81, 1998.
- [31] D. D. Holm and B. Nadiga. Modeling Mesoscale Turbulence in the Barotropic Double Gyre Circulation. *J. Phys. Oceanogr.*, 33:2355, 2003.
- [32] P. Hoyle. Helicity fluctuations in mean field theory: an explanation for the variability of the solar cycle? *A & A*, 272:321{+, May 1993.
- [33] P. Hoyle, M. A. J. H. Ossendrijver, and D. Schmitt. The geodynamo as a bistable oscillator. *Geophysical and Astrophysical Fluid Dynamics*, 94:263{+, 2001.
- [34] Y. Kaneda, T. Ishihara, M. Yokokawa, K. Itakura, and A. Uno. Energy dissipation rate and energy spectrum in high resolution direct numerical simulations of turbulence in a periodic box. *Physics of Fluids*, 15:L21{L24, February 2003.
- [35] A. N. Kolmogorov. Dissipation of energy in locally isotropic turbulence. *Dokl. Akad. Nauk SSSR*, 32(1):16{18, 1941. Reprinted in *Proc. R. Soc. Lond. A* (1991) 434, 15-17.
- [36] A. N. Kolmogorov. On degeneration (decay) of isotropic turbulence in an incompressible viscous liquid. *Dokl. Akad. Nauk SSSR*, 31:538{540, 1941.
- [37] A. N. Kolmogorov. The local structure of turbulence in incompressible viscous fluid for very large Reynolds numbers. *Dokl. Akad. Nauk SSSR*, 30(4):299{303, 1941. Reprinted in *Proc. R. Soc. Lond. A* (1991) 434, 9-13.
- [38] R. H. Kraichnan. Inertial Ranges in Two-Dimensional Turbulence. *Physics of Fluids*, 10:1417{1423, 1967.
- [39] J. R. Kulkarni, L. K. Sadani, and B. S. Murthy. Wavelet Analysis of Intermittent Turbulent Transport in the Atmospheric Surface Layer over a Monsoon Trough Region. *Boundary-Layer Meteorology*, 90:217{239, 1999.
- [40] J.-P. Laval, B. Dubrulle, and S. Nazarenko. Nonlocality and intermittency in three-dimensional turbulence. *Physics of Fluids*, 13:1995{2012, July 2001.
- [41] A. Leonard. Energy cascade in large-eddy simulations of turbulent fluid flows. In *Turbulent diffusion in environmental pollution; Proceedings of the Second Symposium*, Charlottesville, Va., April 8-14, 1973. Volume A. (A 75-30951 13-47) New York, Academic Press, Inc., 1974, p. 237-248. NASA-supported research., pages 237{248, 1974.
- [42] J. Leray. Essai sur le mouvement d'un fluide visqueux emplissant l'espace. *Acta Math.*, (63):193{248, 1934.
- [43] C. Meneveau and J. Katz. Scale-Invariance and Turbulence Models for Large-Eddy Simulation. *Annual Review of Fluid Mechanics*, 32:1{32, 2000.
- [44] P. D. Mininni, A. Alexakis, and A. Pouquet. Large-scale flows, energy transfer, and self-similarity on turbulence. *Phys. Rev. E*, 74(1):016303{+, July 2006.
- [45] P. D. Mininni, Y. Ponty, D. Comtet, J.-F. Pinton, H. Politano, and A. Pouquet. Dynamical Regimes with a Nonhelical Forcing. *ApJ*, 626:853{863, June 2005.

- [46] K. Mohseni, B. Kosovic, S. Shkoller, and J. E. Marsden. Numerical simulations of the Lagrangian averaged Navier-Stokes equations for homogeneous isotropic turbulence. *Physics of Fluids*, 15:524{544, February 2003.
- [47] D. C. Montgomery and A. Pouquet. An alternative interpretation for the Holm α model". *Physics of Fluids*, 14(9):3365{3366, 2002.
- [48] J. Pietarila Graham, D. Holm, P. Mininni, and A. Pouquet. Highly turbulent solutions of LANS- α and their LES potential. *ArXiv e-prints*, 2007. <http://arxiv.org/abs/0704.1928>.
- [49] J. Pietarila Graham, D. D. Holm, P. Mininni, and A. Pouquet. Inertial range scaling, Kam an-Howarth theorem, and intermittency for forced and decaying Lagrangian averaged magnetohydrodynamic equations in two dimensions. *Physics of Fluids*, 18:045106, April 2006.
- [50] J. Pietarila Graham, P. D. Mininni, and A. Pouquet. Cancellation exponent and multifractal structure in two-dimensional magnetohydrodynamics: Direct numerical simulations and Lagrangian averaged modeling. *Phys. Rev. E*, 72(4):045301(R){+, October 2005.
- [51] Y. Ponty, P. D. Mininni, D. C. Montgomery, J.-F. Pinton, H. Politano, and A. Pouquet. Numerical Study of Dynamical Action at Low Magnetic Prandtl Numbers. *Physical Review Letters*, 94(16):164502{+, April 2005.
- [52] Z. She and E. Leveque. Universal scaling laws in fully developed turbulence. *Physical Review Letters*, 72:336{339, January 1994.
- [53] G. I. Taylor and A. E. Green. Mechanism of the Production of Small Eddies from Large Ones. *Proceedings of the Royal Society of London, A* 158, 1937.
- [54] Y. T sujil. Intermittency effect on energy spectrum in high-Reynolds number turbulence. *Physics of Fluids*, 16:L43{+, May 2004.
- [55] M. van Reeuwijk, H. J. J. Jonker, and K. Hanjalić. Incompressibility of the Leray model for wall-bounded flows. *Physics of Fluids*, 18:018103, 2006.
- [56] G. S. Winkelman, A. A. Wray, O. V. Vasilyev, and H. Jeanmart. Explicit-filtering large-eddy simulation using the tensor-divisivity model supplemented by a dynamic Smagorinsky term. *Physics of Fluids*, 13:1385{1403, May 2001.
- [57] Hongwu Zhao and Kamran Mohseni. A Dynamical model for the Lagrangian Averaged Navier-Stokes- Equations. 2004. [arXiv physics/0408113](http://arxiv.org/abs/physics/0408113).