

Super-elastic collisions in a thermally activated system

Hiroto KUNINAKA and Hisao HAYAKAWA

*Dept. of Physics, Chuo Univ.
Yukawa Institute of Theoretical Physics*

Impact phenomena of small clusters subject to thermal fluctuations are numerically investigated. From the molecular dynamics simulation for colliding two identical clusters, it is found that the restitution coefficient for head-on collisions can exceed unity when the colliding speed is smaller than the thermal velocity of one “atom” of the clusters. The averaged behavior can be understood by the quasi-static theory of impact phenomena. It is also confirmed that our result is governed by the fluctuation theorem.

§1. Introduction

Inelastic collisions are the process that a part of the initial kinetic energy of colliding bodies is distributed into the internal degrees of freedom. Although it is believed that the relative speed of colliding two bodies decreases after a collision, the event that the relative rebound speed becomes larger than the relative colliding speed is not contradicted with the energy conservation law. Such an anomalous impact is prohibited by the second law of thermodynamics in which the energy does not come back to the macroscopic degrees of freedom once a part of energy is distributed into the microscopic ones.

For classical colliding bodies at the initial temperature T , the second law may be written as

$$\frac{1}{2}\mu\tilde{V}^2 + O(T) \geq \frac{1}{2}\mu\tilde{V}'^2 \quad (1.1)$$

where μ is the reduced mass of the colliding bodies, \tilde{V} and \tilde{V}' are respectively the relative colliding speed and the relative rebound speed.¹⁾ The second term in the left hand side is negligible in the case of macroscopic bodies. Thus, in the case of head-on collisions of macroscopic bodies, the restitution coefficient, $e \equiv \tilde{V}'/\tilde{V}$, becomes less than unity²⁾ while the restitution coefficient projected into the normal direction of the collision can exceed unity in the case of oblique collisions.^{3),4)} The second term in the left hand side of eq.(1.1), however, is not negligible for small systems. In this paper we investigate the statistical properties of “super-elastic” collisions for small colliding bodies where e is larger than unity in head-on collisions.

“Super-elastic” collisions may be related to the fluctuation theorem^{5),6),7),8),9)} in which the probability of the entropy production is related to the entropy absorption as $\frac{P(S^\tau=A)}{P(S^\tau=-A)} = \exp(\tau A)$, where $P(S^\tau = A)$ is the probability distribution of observing the time averaged entropy production S^τ during time interval τ lies in the range A to $A + dA$. Thus, it might be important to study the relation between the fluctuation theorem and “super-elastic” collisions due to large thermal fluctuations.

There are numerical and theoretical studies for coalescence, scattering, and frag-

mentation of colliding nanoclusters.^{10),11),12)} Most of the low-speed collisions of nanoclusters cause coalescence. However, some stable clusters such as fullerene can keep their form in collisions.¹¹⁾ Therefore, we focus on the properties of small stable clusters in which the interaction between two clusters is dominated by the repulsive force.

In this paper, we perform the molecular dynamics simulation of colliding repulsive clusters to investigate the effect of thermal fluctuations. The organization of this paper is as follows. In the next section, we introduce our model. In §3, we investigate the relation between the restitution coefficient and colliding speed and that between the compressive force and the deformation. We also compare our numerical results with the fluctuation theorem. Section 4 and 5 are devoted to the discussion and the conclusion of our results, respectively.

§2. Model




Fig. 1. Numerical model of colliding clusters. Each of them is composed of 682 “atoms” which are bounded together by the Lennard-Jones potential.

Let us introduce our numerical model. Our model is composed of two identical clusters. Each of them is spherically cut from a face-centered cubic (FCC) lattice and consisted of 682 “atoms”. The clusters have facets due to the small number of “atoms” (Fig. 1). All the “atoms” in each cluster are bounded together by the Lennard-Jones potential $U(r_{ij})$ as

$$U(r_{ij}) = 4\epsilon \left\{ \left(\frac{\sigma}{r_{ij}} \right)^{12} - \left(\frac{\sigma}{r_{ij}} \right)^6 \right\}, \quad (2.1)$$

where r_{ij} is the distance between two “atoms”, i and j , in one cluster. ϵ is the energy constant and σ is the lattice constant. When we regard the “atom” as argon, the values of the constants become $\epsilon = 1.65 \times 10^{-21} \text{J}$ and $\sigma = 3.4 \text{\AA}$, respectively.¹³⁾ Henceforth, we label the upper and the lower clusters as cluster C^u and cluster C^l , respectively. The interaction between the atom k on the lower surface of C^u and the atom l on the upper surface of C^l is assumed to be the repulsive potential $R(r_{kl}) = 4\epsilon(\sigma/r_{kl})^{12}$, where r_{kl} is the distance between the atoms k and l . To reduce computational costs, we introduce the cut-off length σ_c of the Lennard-Jones interaction as $\sigma_c = 2.5\sigma$.

The procedure of our simulation is as follows. As the initial condition of simulation, the centers of mass of C^u and C^l are placed along the z -axis with the separation σ_c between them. The initial velocities of the “atoms” in both C^u and C^l obey Maxwell-Boltzmann distribution with the initial temperature T . The initial temperature is set to be $T = 0.01\epsilon$ or $T = 0.02\epsilon$ in most of our simulations. Sample average is taken over different sets of initial velocities governed by the Maxwell-Boltzmann velocity distribution for “atoms”.

To equilibrate the clusters, we adopt the velocity scaling method^{14),15)} for 2000 steps at the initial stage of simulations. We have checked the equilibration of the total energy in the initial relaxation process. After the equilibration, we give translational velocities and the macroscopic rotations to C^u and C^l to make them collide against each other. The relative speed of impact ranges from $\tilde{V} = 0.02\sqrt{\epsilon/m}$ to $\tilde{V} = 0.07\sqrt{\epsilon/m}$, which are less than the thermal velocity for one “atom” defined by $\sqrt{T/m}$, where m is the mass of the “atom”.

Numerical integration of the equation of motion for each atom is carried out by the second order symplectic integrator with the time step $dt = 1.0 \times 10^{-2}\sigma/\sqrt{\epsilon/m}$. The rate of energy conservation, $|E(t) - E_0|/|E_0|$, is kept within 10^{-5} , where E_0 is the initial energy of the system and $E(t)$ is the energy at time t .

We let the angle around z -axis, θ^z , be $\theta^z = 0$ when the two clusters are located mirror-symmetrically with respect to $z = 0$. In most of our simulation, we set θ^z at $\theta^z = 0$ as the initial condition. Let us comment on the dependence of the relative angle θ^z on the numerical results. From our impact simulation for $\theta_i^z = \pi i/18$ ($i = 1, \dots, 9$) at $T = 0.02\epsilon$ we have confirmed that the initial orientation does not largely affect the restitution coefficient.

§3. Results

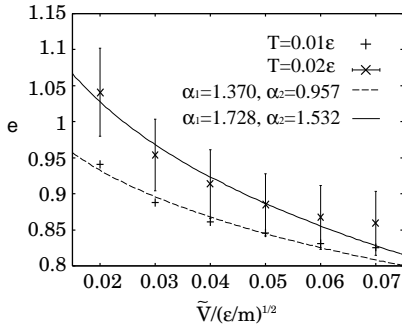


Fig. 2. Relation between colliding speed and restitution coefficient. The solid and broken lines are results of the quasi-static theory.

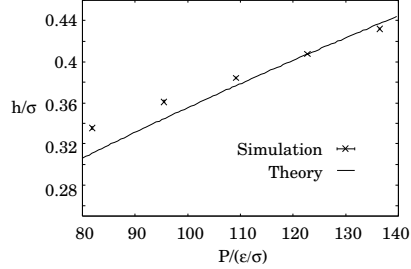


Fig. 3. Relation between compressive force and deformation. Cross points and error bars are average and standard deviation of 10 numerical results. Error bars are hardly seen due to small standard deviation. Solid line is the result of Hertzian contact theory for two spheres pressed each other.

Figure 2 shows the relation between the relative speed of impact $\tilde{V}/\sqrt{\epsilon/m}$ and the restitution coefficient e . Cross points and error bars are the average and the standard deviation of 100 samples for each value on x -axis. From this result, we confirm that the restitution coefficient e decreases with the increase of the colliding speed $\tilde{V}/\sqrt{\epsilon/m}$. When the colliding speed is $\tilde{V} = 0.02\sqrt{\epsilon/m}$ at $T = 0.02\epsilon$, the average of e becomes 1.04 which is slightly larger than unity. It is interesting that our result can be fitted by the quasi-static theory of low-speed impacts $1 - e \propto \tilde{V}^{1/5}$ ^{16),17),18)} if the restitution coefficient at $V = 0$ is replaced by a constant larger than unity. Indeed, the solid and the broken lines in Fig. 1 are fitting curves

of $e = \alpha_1 - \alpha_2 \left(\tilde{V} / \sqrt{\epsilon/m} \right)^{1/5}$, where α_1 and α_2 depend on material constants of colliding bodies.

To remove the possibility of accidental agreement between the fitting curve and the data, we also check the validity of Hertzian contact theory in our system. According to the theory, when the two elastic spheres are pressed each other, the relation between the deformation h and the compressive force P is described as $h = DP^{2/3}$ and $D = (3/2)^{2/3}((1 - \nu^2)/E)^{2/3}(R/2)^{-1/3}$, where ν and E are Poisson's ratio and Young's modulus, respectively.^{19),20)} Poisson's ratio and Young's modulus of the model can be calculated as follows.

Adopting these material constants, we confirm that our numerical result of compression of two clusters is well described by the Hertzian contact theory without any fitting parameters between $P = 81.84\epsilon/\sigma$ and $P = 136.4\epsilon/\sigma$ at $T = 0.03\epsilon$ (Fig. 3). For smaller compression finite deformation seems to remain. For larger compression we observe too large repulsion because of the existence of local plastic deformations. Thus, we conclude that the relation between the impact speed and the restitution coefficient is characterized by the quasi-static theory of impact processes.

At last, we compare our numerical results with the fluctuation relation for impact phenomena which is a kind of the fluctuation theorem on the basis of the probability distribution of the macroscopic energy loss. In the case of impact phenomena, the fluctuation relation may be written as follows:²²⁾

$$\exp(W(X_0, X_1)/T)P(W(X_0, X_1)) = P(W(\bar{X}_1, \bar{X}_0)), \quad (3.1)$$

where $X_i (i = 0, 1)$ are the macroscopic variables at initial and final states, respectively, while \bar{X}_i are the states obtained by reversing all the momenta in X_i . $P(W(X_0, X_1))$ is the probability distribution of $W(X_0, X_1)$ which is the macroscopic energy loss during the transition from X_0 to X_1 defined as

$$W(X_0, X_1) = \sum_{i=C^u, C^l} \left[\frac{1}{2}M(V_i^2 - V_i'^2) + \frac{1}{2}I(\omega_i^2 - \omega_i'^2) \right] + R(r) - R(r'). \quad (3.2)$$

Here, M is the total mass of one cluster. ω_i and V_i are respectively the angular velocities and the speed of the center of mass for the cluster i at initial state while ω_i' and V_i' are respectively those at final state. I is moment of inertia of the cluster. $R(r)$ represents the repulsion potential, where r is the distance between the centers of mass of the two clusters.

In our simulation, we at first equilibrate the two clusters at $T = 0.02\epsilon$ and collide them each other with the initial condition $\tilde{V} = 0.02(\epsilon/m)^{1/2}$, $\omega_i = 10^{-6}(\epsilon/m)^{1/2}/\sigma$, and $r = 12.02\sigma$. Here we do not use the initial macroscopic rotations induced by the thermal fluctuations with the average $9.5 \times 10^{-7}(\epsilon/m)^{1/2}/\sigma$ and the standard deviation $4.9 \times 10^{-7}(\epsilon/m)^{1/2}/\sigma$ as it is. Instead, for simplicity of our simulations, we give the initial ω whose value is approximately equal to $\sqrt{\langle \omega^2 \rangle}$ without taking into account the fluctuation of the initial rotations. We calculate $W \equiv W(X_0, X_1)$ from the initial and the final macroscopic energy by assuming the final state as the

state when the internal energy of the clusters keeps constant value in time. After the collision, we equilibrate the clusters at the initial temperature, and reverse the translational velocities to make them collide each other again. At the termination of the second collision, we calculate $\bar{W} \equiv W(\bar{X}_1, \bar{X}_0)$. We obtain the probability distributions of W and \bar{W} from 5000 samples. On the basis of the probability distributions, we investigate whether the relation (3.1) holds in this system.

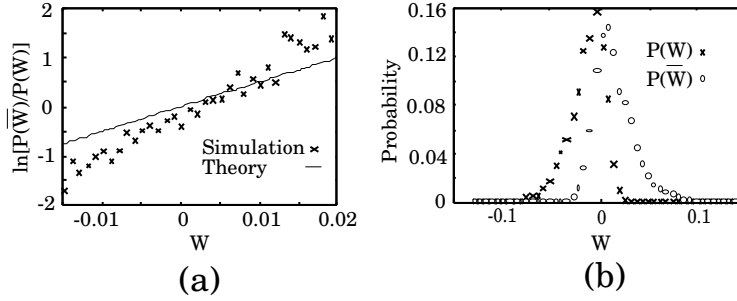


Fig. 4. (a) Numerical relation between $\ln P(\bar{W})/P(W)$ and W for initial temperature $T = 0.02\epsilon$. Cross points are numerical results while the solid line is results from the fluctuation relation of inelastic impacts in eq.(3.1). (b) The probability distribution of W and \bar{W} obtained by our simulation.

Figure 4(a) shows the relation between W and $\ln P(\bar{W})/P(W)$. The solid line corresponds to W/T at $T = 0.02\epsilon$. We find that our simulation data are nearly consistent with the line in the range of $-0.01\epsilon < W < 0.02\epsilon$. Thus, the relation (3.1) holds in the restricted range of W in our simulations.

Here we should comment on the region in which our simulation results are consistent with the fluctuation relation. We show both $P(\bar{W})$ and $P(W)$ in Fig. 4(b). Both distributions are overlapped mostly in the range of $-0.02\epsilon < W < 0.02\epsilon$. In the range of $|W| > 0.02\epsilon$, the values of $\ln P(\bar{W})/P(W)$ are calculated from few samples. Thus, our data and the relation (3.1) show good agreement only in the range $-0.01\epsilon < W < 0.01\epsilon$, while the discrepancy becomes large outside the region. Since the effect of rotations is small, W is approximately proportional to $1 - e^2$. Thus, events with the negative W almost correspond to “super-elastic” collisions.

§4. Discussion

Let us discuss our results. While our model mimics impact phenomena of small systems subject to large thermal fluctuations, we should address that our model may not be adequate for the description of most of realistic collisions of nanoclusters, where the adhesive interaction between clusters often prohibits the rebound in the low-speed impact. Thus, “atoms” in our model may be regarded as a coarse-grained units of crystalline solids and the dominant interaction among clusters is repulsive. We also expect that our model is an idealized collision of stable fullerene¹¹⁾ or charged clusters in which attractive interaction between clusters is weak.²³⁾ As an additional remark, we should indicate that it may be difficult to control the colliding speed and the initial rotation of the cluster in actual situations because the macroscopic

motion of one cluster is also affected by thermal fluctuations.

§5. Conclusion

In conclusion, we have performed molecular dynamics simulations to investigate the behaviors of colliding clusters and the relation between those and the fluctuation theorem. The results of our simulations have revealed that the relation between colliding speeds and the restitution coefficient can be described by the quasi-static theory for inelastic impacts. In addition, on the basis of the distribution function of macroscopic energy loss during collision, we have shown that our numerical results can be explained by the fluctuation relation for inelastic impacts.

Acknowledgements

We would like to thank H. Tasaki for valuable comments. We would also like to thank M. Matsushita for carefully reading the manuscript and giving some advices. Parts of numerical computation in this work were carried out at Yukawa Institute Computer Facility. This study is partially supported by the Grant-in-Aid of Ministry of Education, Science and Culture, Japan (Grant No. 18540371).

References

- 1) C. Maes and H. Tasaki, *Lett. Math. Phys.* **79** (2007), 251.
- 2) H. Tasaki, *J. Stat. Phys.* **123** (2006), 1361.
- 3) M. Y. Louge and M. E. Adams, *Phys. Rev. E* **65** (2002), 021303.
- 4) H. Kuninaka and H. Hayakawa, *Phys. Rev. Lett.* **93** (2004), 154301.
- 5) D. J. Evans and D. J. Searls, *Adv. Phys.* **51** (2002), 1529.
- 6) D. J. Evans, E. G. D. Cohen, and G. P. Morriss, *Phys. Rev. Lett.* **71** (1993), 2401.
- 7) G. Gallavotti and E. G. D. Cohen, *Phys. Rev. Lett.* **74** (1995), 2694.
- 8) G. E. Crooks, *Phys. Rev. E* **60** (1999), 2721.
- 9) C. Bustamante, J. Liphardt, and F. Ritort, *Physics Today* **July**(2005), 43.
- 10) M. Kalweit and D. Drikakis, *J. Comput. Theor. Nanoscience* **1**(2004), 367.
- 11) O. Knospe and R. Schmidt, *Theory of atomic and molecular clusters* (ed. by J. Jellinek, Springer, Berlin, 1999), 111.
- 12) A. Tomsic, H. Schröder, K. L. Kompa, and C. R. Gebhardt, *J. Chem. Phys.* **119** (2003), 6314.
- 13) M. Rieth, *Nano-Engineering in Science and Technology* (World Scientific, 2003), 20.
- 14) J. M. Haile and S. Gupta, *J. Chem. Phys.* **79**(1983), 3067.
- 15) H. C. Andersen, *J. Chem. Phys.* **72**(1980), 2384.
- 16) G. Kuwabara and K. Kono, *Jpn. J. Appl. Phys.* **26**(1987), 1230.
- 17) N. V. Brilliantov, F. Spahn, J. -M. Hertzsch and T. Pöschel, *Phys. Rev. E* **53**(1996), 5382.
- 18) W. A. M. Morgado and I. Oppenheim, *Phys. Rev. E* **55**(1997), 1940.
- 19) H. Hertz, *J. Reine Angew. Math.* **92**(1882), 156.
- 20) L. D. Landau and E. M. Lifshitz, *Theory of Elasticity (3rd English ed.)* (Butterworth-Heinemann, Oxford, 1986), 30.
- 21) <http://www.phys.chuo-u.ac.jp/labs/matusita/doc/kuninaka/elas.pdf>.
- 22) H. Tasaki in The proceedings of the RIMS workshop “Micro-macro duality in quantum calculus”(RIMS, Kyoto Univ., Japan) **1507**(2006), 102.
- 23) For adhesive collisions, see N. V. Brilliantov, N. Albers, F. Spahn, and T. Pöschel, *Phys. Rev. E* **76**(2007), 051302.; H. Hayakawa and H. Kuninaka, The proc. of the international summer school “Advanced Problems in Mechanics” 2008 (submitted).