

Experimental nonclassicality of single-photon-added thermal light states

Alessandro Zavatta,^{1,2,*} Valentina Parigi,^{2,3} and Marco Bellini^{1,3,†}

¹*Istituto Nazionale di Ottica Applicata (CNR), L.go E. Fermi, 6, I-50125, Florence, Italy*

²*Department of Physics, University of Florence, I-50019 Sesto Fiorentino, Florence, Italy*

³*LENS, Via Nello Carrara 1, 50019 Sesto Fiorentino, Florence, Italy*

(Dated: February 8, 2022)

We report the experimental realization and tomographic analysis of novel quantum light states obtained by exciting a classical thermal field by a single photon. Such states, although completely incoherent, possess a tunable degree of quantumness which is here exploited to put to a stringent experimental test some of the criteria proposed for the proof and the measurement of state nonclassicality. The quantum character of the states is also given in quantum information terms by evaluating the amount of entanglement that they can produce.

PACS numbers: 42.50.Dv, 03.65.Wj

INTRODUCTION

The definition and the measurement of the nonclassicality of a quantum light state is a hot and widely discussed topic in the physics community; nonclassical light is the starting point for generating even more nonclassical states [1, 2] or producing the entanglement which is essential to implement quantum information protocols with continuous variables [3, 4]. A quantum state is said to be nonclassical when it cannot be written as a mixture of coherent states. In terms of the Glauber-Sudarshan P representation [5, 6], the P function of a nonclassical state is highly singular or not positive, i.e. it cannot be interpreted as a classical probability distribution. In general however, since the P function can be badly behaved, it cannot be connected to any observable quantity. In recent years, a nonclassicality criterion based on the measurable quadrature distributions obtained from homodyne detection has been proposed by Richter and Vogel [7]. Moreover, a variety of nonclassical states has recently been characterized by means of the negativity of their Wigner function [8, 9, 10, 11], this however being just a sufficient and not necessary condition for nonclassicality [12]. It is still an open question which is the universal way to experimentally characterize the nonclassicality of a quantum state.

A conceptually simple way to generate a quantum light state with a varying degree of nonclassicality consists in adding a single photon to any completely classical one. This is quite different from photon subtraction which, on the other hand, produces a nonclassical state only when starting from an already nonclassical one [13, 14].

In this Letter we report the generation and the analysis of single-photon-added thermal states (SPATs), i.e., completely classical states excited by a single photon,

first described by Agarwal and Tara in 1992 [15]. We use the techniques of conditioned parametric amplification recently demonstrated by our group [10, 11] to generate such states, and we employ ultrafast pulsed homodyne detection and quantum tomography to investigate their character. The peculiar nonclassical behavior of SPATs has recently triggered an interesting debate [7, 16] and has been described in several theoretical papers [14, 15, 16, 17, 18]; their experimental generation has already been proposed, although with more complex schemes [14, 18, 19], but never realized. Thanks to their adjustable degree of quantumness, these states are an ideal benchmark to test the different experimental criteria of nonclassicality recently proposed, and to investigate the possibility of multi-photon entanglement generation. The nonclassicality of SPATs is here analyzed by reconstructing their negative-valued Wigner functions, by using the quadrature-based Richter-Vogel (RV) criterion, and finally comparing these with two other methods based on quantum tomography. In particular, we show that the so-called *entanglement potential* [20] is a sensitive measurement of nonclassicality, and that it provides quantitative data about the possible use of the states for quantum information applications in terms of the entanglement that they would generate once sent to a 50-50 beam-splitter.

EXPERIMENTAL

The main source of our apparatus is a mode-locked Ti:Sa laser which emits 1.5 ps pulses with a repetition rate of 82 MHz. The pulse train is frequency-doubled to 393 nm by second harmonic generation in a LBO crystal. The spatially-cleaned UV beam then serves as a pump for a type-I BBO crystal which generates spontaneous parametric down-conversion (SPDC) at the same wavelength of the laser source. Pairs of SPDC photons are emitted in two distinct spatial channels called signal and idler. Along the idler channel the photons are strongly filtered

*Electronic address: azavatta@inoa.it

†Electronic address: bellini@inoa.it

in the spectral and spatial domain by means of etalon cavities and by a single-mode fiber which is directly connected to a single-photon-counting module (further details are given in [9, 11]). The signal field is mixed with a strong local oscillator (LO, an attenuated portion of the main laser source) by means of a 50% beam-splitter (BS). The BS outputs are detected by two photodiodes connected to a wide-bandwidth amplifier which provides the difference (homodyne) signal between the two photocurrents on a pulse-to-pulse basis [21]. Whenever a single photon is detected in the idler channel, an homodyne measurement is performed on the correlated spatio-temporal mode of the signal channel by storing the corresponding electrical signal (proportional to the quadrature operator value) on a digital scope.

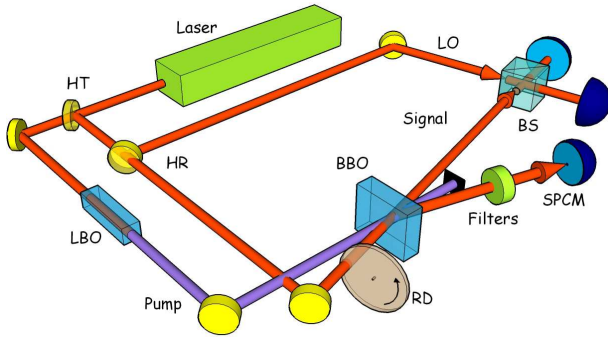


FIG. 1: (color online) Experimental setup. HR (HT) is a high reflectivity (transmittivity) beam splitter; SPCM is a single-photon-counting module; all other symbols are defined in the text. The mode-cleaning fiber used to inject the thermal state coming from the rotating ground glass disk (RD) into the parametric crystal is not shown here for clarity.

When no field is injected in the SPDC crystal, conditioned single-photon Fock states are generated from spontaneous emission in the signal channel [8, 9]. We have recently shown that, if the SPDC crystal is injected with a coherent state, stimulated emission comes into play and single-photon excitation of such a pure state is obtained [10, 11]. However, a coherent state is still at the border between the quantum and the classical regimes; it is therefore extremely interesting to use a truly classical state, like the thermal one, as the input, and to observe its degaussification [13]. In order to avoid the technical problems connected to the handling of a true high-temperature thermal source, we use pseudo-thermal one, obtained by inserting a rotating ground glass disk (RD) in a portion of the laser beam (see Fig.1). By coupling a fraction (much smaller than the typical speckle size) of the randomly scattered light into a single-mode fiber, at the output we obtain a clean spatial mode with random amplitude and phase yielding the photon distribution typical of a thermal source [22] which is then used to inject the parametric amplifier.

PROPERTIES OF SPATSS

In order to describe the state generated in our experiment, we give a general treatment of photon addition based on conditioned parametric amplification. By first-order perturbation theory, the output of the parametric amplifier when a pure state $|\varphi_m\rangle$ is injected along the signal channel is given by

$$|\psi_m\rangle = [1 + (g\hat{a}_s^\dagger\hat{a}_i^\dagger - g^*\hat{a}_s\hat{a}_i)]|\varphi_m\rangle_s|0\rangle_i, \quad (1)$$

where g accounts for the coupling and the amplitude of the pump and \hat{a} , \hat{a}^\dagger are the usual noncommuting annihilation and creation operators. For a generic signal input, the output state of the parametric amplifier can be written as

$$\hat{\rho}_{\text{out}} = \sum_m P_m |\psi_m\rangle \langle\psi_m| \quad (2)$$

where the input mixed state is $\hat{\rho}_s = \sum P_m |\varphi_m\rangle \langle\varphi_m|$ and P_m is the probability for the state $|\varphi_m\rangle$. If we condition the preparation of the signal state to single-photon detection on the idler channel, we obtain the prepared state

$$\hat{\rho} = \text{Tr}_i(\hat{\rho}_{\text{out}} |1\rangle_i \langle 1|_i) = |g|^2 \hat{a}_s^\dagger \hat{\rho}_s \hat{a}_s. \quad (3)$$

When the input state $\hat{\rho}_s$ is a thermal state with mean photon number \bar{n} , we obtain that the single-photon-added thermal state is described by the following density operator expressed in the Fock base:

$$\hat{\rho} = \frac{1}{\bar{n}(\bar{n}+1)} \sum_{n=0}^{\infty} \left(\frac{\bar{n}}{1+\bar{n}} \right)^n n |n\rangle \langle n|. \quad (4)$$

The lack of the vacuum term and the rescaling of higher excited terms is evident in this expression. The P phase-space representation can be easily calculated and is given by (see also [15])

$$P(\alpha) = \frac{1}{\pi \bar{n}^3} [(1+\bar{n})|\alpha|^2 - \bar{n}] e^{-|\alpha|^2/\bar{n}}, \quad (5)$$

while the corresponding Wigner function reads as

$$W(\alpha) = \frac{2}{\pi} \frac{|2\alpha|^2(1+\bar{n}) - (1+2\bar{n})}{(1+2\bar{n})^3} e^{-2|\alpha|^2/(1+2\bar{n})} \quad (6)$$

where $\alpha = x + iy$. SPATSS have a well-behaved P function which is always negative around $\alpha = 0$; this feature is also present in the Wigner function and assures their nonclassicality, however both $P(0)$ and $W(0)$ tend to zero in the limit of $\bar{n} \rightarrow \infty$.

DATA ANALYSIS AND DISCUSSION

After the acquisition of about 10^5 quadrature values with random phases, we have performed the reconstruction of the diagonal density matrix elements using the

maximum likelihood estimation [23]. This method gives the density matrix that most likely represents the measured homodyne data. Firstly, we build the likelihood function contracted for a density matrix truncated to 25 diagonal elements (with the constraints of Hermiticity, positivity and normalization), then the function is maximized by an iterative procedure [24, 25] and the errors on the reconstructed density matrix elements are evaluated using the Fisher information [25]. The results are shown in Fig. 2, together with the corresponding reconstructed [11] Wigner functions for two different temper-

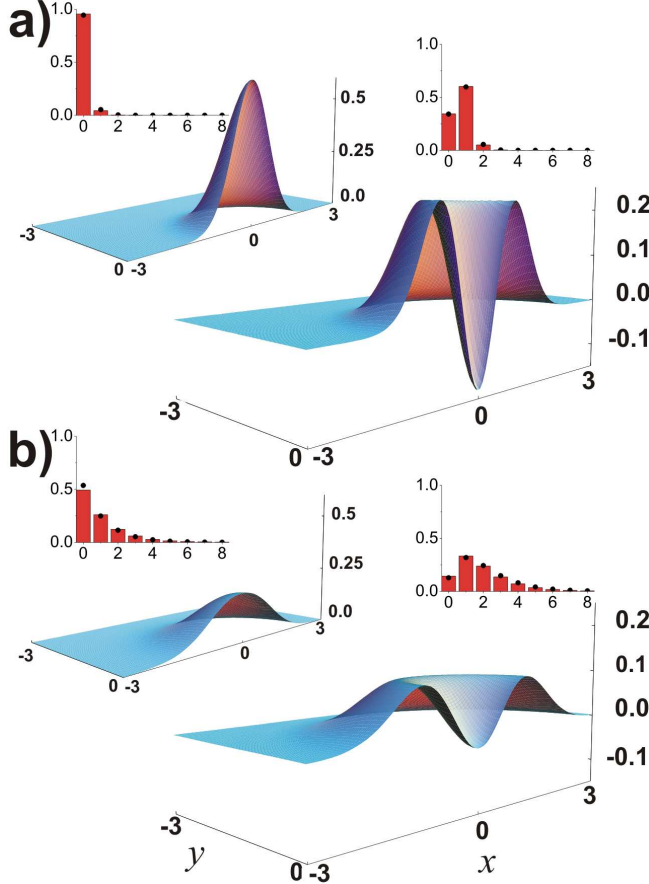


FIG. 2: (color online) Experimentally reconstructed diagonal density matrix elements (reconstruction errors of statistical origin are of the order of 1%) and Wigner functions for thermal states (left) and SPATs (right): a) $\bar{n} = 0.08$; b) $\bar{n} = 1.15$. Filled circles indicate the density matrix elements calculated for thermal states and SPATs with the expected efficiencies.

atures of the injected thermal state. Since in the low-gain regime the count rate in the idler channel is given by $\langle \hat{n} \rangle = \text{Tr}(\hat{\rho}_{\text{out}} \hat{a}_i^\dagger \hat{a}_i) = |g|^2(1 + \bar{n})$, the mean photon number values \bar{n} reported in Fig. 2 and in the following are obtained from the ratio between the trigger count rates when the thermal injection is present and when it is blocked (see Ref. [11] and references therein).

The finite experimental efficiency in the preparation and homodyne detection of SPATs is fully accounted for

by a loss mechanism which can be modeled by the transmission of the ideal state $\hat{\rho}$ of Eq.(4) through a beam splitter of transmittivity η coupling vacuum into the detection mode, such that the detected state $\hat{\rho}_\eta$ is finally found as:

$$\hat{\rho}_\eta = \text{Tr}_R\{U_\eta(\hat{\rho}|0\rangle\langle 0|)U_\eta^\dagger\} \quad (7)$$

where U_η is the beam splitter operator acting on two input modes containing the state $\hat{\rho}$ and the vacuum, and the states of the reflected mode (indicated by R) are traced out. In the case of finite efficiency the expression for the Wigner function thus results:

$$W_\eta(\alpha) = \frac{2}{\pi} \frac{1 + 2\eta[\bar{n} + 2(1 + \bar{n})|\alpha|^2 - 2\bar{n}\eta - 1]}{(1 + 2\bar{n}\eta)^3} e^{\frac{-2|\alpha|^2}{1 + 2\bar{n}\eta}}. \quad (8)$$

It should be noted that the value of experimental efficiency which best fits the data is the same ($\eta = 0.62$) as that obtained for single-photon Fock states (i.e., without injection), and implies that only a portion of vacuum due to losses enters the mode during the generation of SPATs. Thanks to a very low rate of dark counts in the trigger detector, the portion of the injected thermal state which survives the conditional preparation procedure and contributes to degradation of the SPATs is in fact completely negligible. However, since the nonclassical features of the state get weaker for large \bar{n} , a limited efficiency ($\eta < 1$) has the effect of progressively hiding them among unwanted vacuum components.

Indeed, the measured negativity of the Wigner function at the origin (see Fig.3a and b) rapidly gets smaller as the mean photon number of the input thermal state is increased. With the current level of efficiency and reconstruction accuracy we are able to prove the nonclassicality of all the generated states (up to $\bar{n} = 1.15$), but one may expect to experimentally detect negativity above the reconstruction noise, and thus prove state nonclassicality, up to about $\bar{n} \approx 1.5$ (also see Fig.6a). It should be noted that, even for a single-photon Fock state, the Wigner function loses its negativity for efficiencies lower than 50%, so that surpassing this experimental threshold is an essential requisite in order to use this nonclassicality criterion.

After having experimentally proved the nonclassicality of the states for all the investigated values of \bar{n} , it is interesting to verify the nonclassical character of the measured SPATs also using different criteria.

The first one has been recently proposed by Richter and Vogel [7] and is based on the characteristic function $G(k, \theta) = \langle e^{ik\hat{x}(\theta)} \rangle$ of the quadratures (i.e., the Fourier transform of the quadrature distribution), where $\hat{x}(\theta) = (\hat{a}e^{-i\theta} + \hat{a}^\dagger e^{i\theta})/2$ is the phase-dependent quadrature operator. At the first-order, the criterion defines a phase-independent state as nonclassical if there is a value of k such that $|G(k, \theta)| \equiv |G(k)| > G_{\text{gr}}(k)$, where

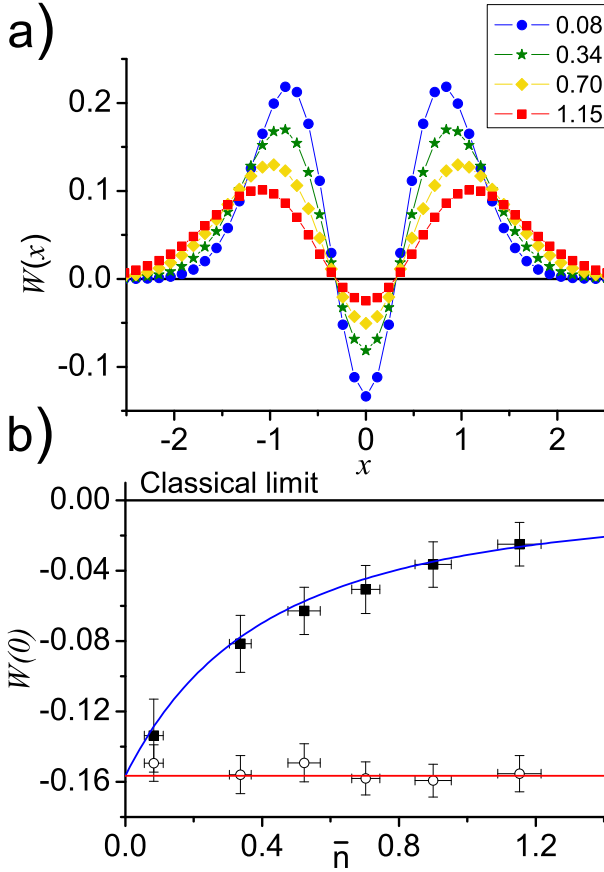


FIG. 3: (color online) a) Sections of the experimentally reconstructed Wigner functions for SPATs with different \bar{n} ; b) Experimental values for the minimum of the Wigner function $W(0)$ as a function of \bar{n} for SPATs (solid squares) and for single-photon Fock states (empty circles) obtained by blocking the injection; the values calculated from Eq.(8) for $\eta = 0.62$ (solid curves) are in very good agreement with experimental data and clearly show the appropriateness of the model. Negativity of the Wigner function is a sufficient condition for affirming the nonclassical character of the state.

$G_{\text{gr}}(k)$ is the characteristic function for the vacuum measured when the signal beam is blocked before homodyne detection. In other words, the evidence of structures narrower than those associated to vacuum in the quadrature distribution is a sufficient condition to define a nonclassical state [12]. However, it has been shown that nonclassical states exist (as pointed out by Diósi [16] for a vacuum-lacking thermal state [17], which is very similar to SPATs) which fail to fulfil such inequality; when this happens, the first-order Richter-Vogel (RV) criterion has to be extended to higher orders: the second-order RV inequality reads as

$$2G^2(k/2)G_{\text{gr}}(k/\sqrt{2}) - G(k) > G_{\text{gr}}(k). \quad (9)$$

It is evident that, as higher orders are investigated, the increasing sensitivity to experimental and statistical noise may soon become unmanageable.

The measured $|G(k)|$ and left hand side of Eq. (9) are plotted in Fig. 4a) and b), together with the $G_{\text{gr}}(k)$ characteristic function, also obtained from the experimental quadrature distribution of vacuum. While the detected

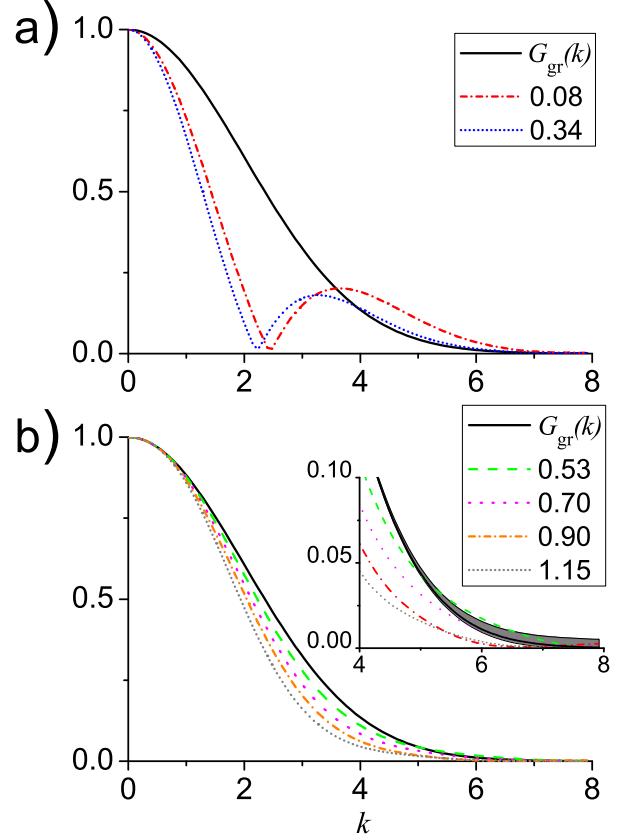


FIG. 4: (color online) Experimental characteristic functions involved in the RV nonclassicality criterion for the detected SPATs: a) first order; b) second order (the inset shows a magnified view of the region where the state with $\bar{n} = 0.53$ is just slightly fulfilling the criterion).

SPATs satisfy the nonclassical first-order RV criterion only for the two lowest values of \bar{n} , it is necessary to extend the criterion to the second order to just barely show nonclassicality at large values of k for $\bar{n} = 0.53$ (see the inset of Fig.4b, where the shaded region indicates the error area of the experimental $G_{\text{gr}}(k)$).

At higher temperatures, no sign of nonclassical behavior is experimentally evident with this approach, although the Wigner function of the corresponding states still clearly exhibits a measurable negativity (see Fig.3). It should be noted that the second-order RV criterion for the ideal state of Eq. (4) is expected to prove the nonclassicality of SPATs up to $\bar{n} \approx 0.6$ [7]; however, when the limited experimental efficiency and the statistical noise is taken into account, it will start to fail even earlier.

The tomographic reconstruction of the state that was earlier used for the nonclassicality test based on the negativity of the Wigner function, can also be exploited to

test alternative criteria: for example by reconstructing the photon-number distribution $\rho_n = \langle n | \hat{\rho}_{meas} | n \rangle$ and then looking for strong modulations in neighboring photon probabilities by the following relationship [26, 27]

$$B(n) \equiv (n+2)\rho_n\rho_{n+2} - (n+1)\rho_{n+1}^2 < 0, \quad (10)$$

introduced by Klyshko in 1996, which is known to hold for nonclassical states. In the ideal situation of unit efficiency SPATs should always give $B(0) < 0$ due to the absence of the vacuum term ρ_0 , in agreement with Ref. [17]. The experimental results obtained for $B(0)$ by using the reconstructed density matrix $\hat{\rho}_{meas}$ are presented in Fig.5a) together with those calculated for the state described by $\hat{\rho}_\eta$ (see Eq.(7)) with $\eta = 0.62$. The agreement between the experimental data and the expected ones is again very satisfactory, showing that our model state $\hat{\rho}_\eta$ well represents the experimental one. Our current efficiency should in principle allow us to find negative values of $B(0)$ even for much larger values of \bar{n} ; however, if one takes the current reconstruction errors due to statistical noise into account, the maximum \bar{n} for which the corresponding SPATs can be safely declared nonclassical is of the order of 2. It should be noted that, differently from the Wigner function approach, here the nonclassicality can be proved even for experimental efficiencies much lower than 50%, as far as the mean photon number of the thermal state is not too high (see Fig.6b).

Finally, it is particularly interesting to measure the entanglement potential (EP) of our states as recently proposed by Asboth *et al.* [20]. This measurement is based on the fact that, when a nonclassical state is mixed with vacuum on a 50-50 beam splitter, some amount of entanglement (depending on the nonclassicality of the input state) appears between the BS outputs. No entanglement can be produced by a classical initial state. For a given single-mode density operator $\hat{\rho}$, one calculates the entanglement of the bipartite state at the BS outputs $\hat{\rho}' = U_{BS}(\hat{\rho}|0\rangle\langle 0|)U_{BS}^\dagger$ by means of the logarithmic negativity $E_N(\hat{\rho}')$ based on the Peres separability criterion and defined in [28], where U_{BS} is the 50-50 BS transformation. The computed entanglement potentials for the reconstructed SPATs density matrices $\hat{\rho}_{meas}$ are shown in Fig. 5b) together with those expected at the experimentally-evaluated efficiency (i.e., obtained from $\hat{\rho}_\eta$ with $\eta = 0.62$). The EP is definitely greater than zero (by more than 13σ) for all the detected states, thus confirming that they are indeed nonclassical, in agreement with the findings obtained by the measurement of $B(0)$ and $W(0)$. As a comparison, the EP would be equal to unity for a pure single-photon Fock state, while it would reduce to 0.43 for a single-photon state mixed with vacuum $\hat{\rho} = (1-\eta)|0\rangle\langle 0| + \eta|1\rangle\langle 1|$ with $\eta = 0.62$.

To summarize, the three tomographic approaches to test nonclassicality have all been able to experimentally prove it for all the generated states (i.e., SPATs with

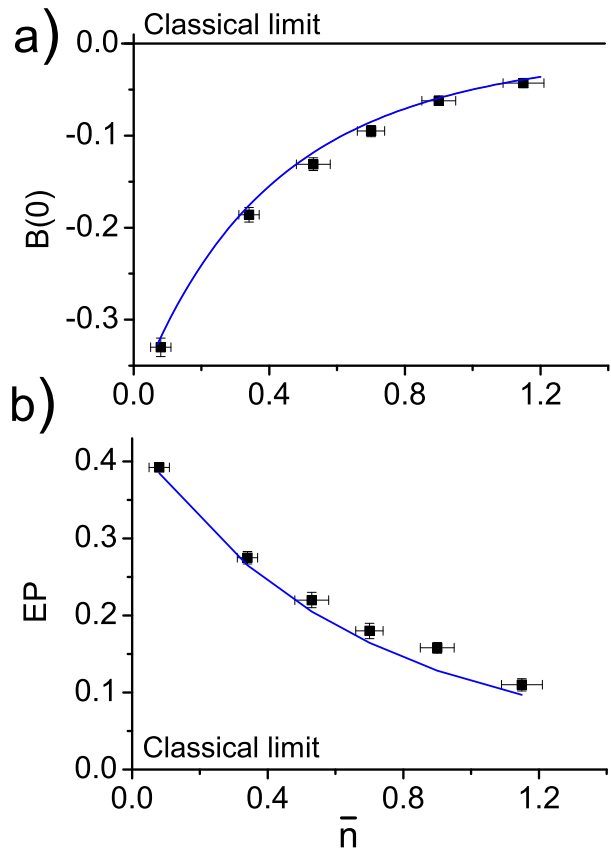


FIG. 5: (color online) a) Experimental data (squares) and calculated values (solid curve) of $B(0)$ as a function of \bar{n} ; negative values indicate nonclassicality of the state. b) The same as above for the entanglement potential (EP) of the SPATs; here nonclassicality is demonstrated by EP values greater than zero.

an average number of photons in the seed thermal state up to $\bar{n} = 1.15$) for a global experimental efficiency of $\eta = 0.62$. In order to gain a better view of the range of values for \bar{n} and for the global experimental efficiency η which allow to prove the nonclassical character of single-photon-added thermal states under realistic experimental conditions, we have calculated the indicators $W(0)$, $B(0)$, and EP from the model state described by $\hat{\rho}_\eta$. The results are shown in Fig.6: the contour plots define the regions of parameters where the detected state is classical (white areas), where it would result nonclassical if the reconstruction errors coming from statistical noise could be neglected (grey areas) and, finally, where it is definitely nonclassical even with the current level of noise (black areas). From such plots it is evident that, as already noted, the Wigner function negativity only works for sufficiently high efficiencies, while both $B(0)$ and EP are able to detect nonclassical behavior even for $\eta < 50\%$. In particular, the entanglement potential is clearly seen to be the most powerful criterion, at least for these particular states, and to allow for an experimental proof of

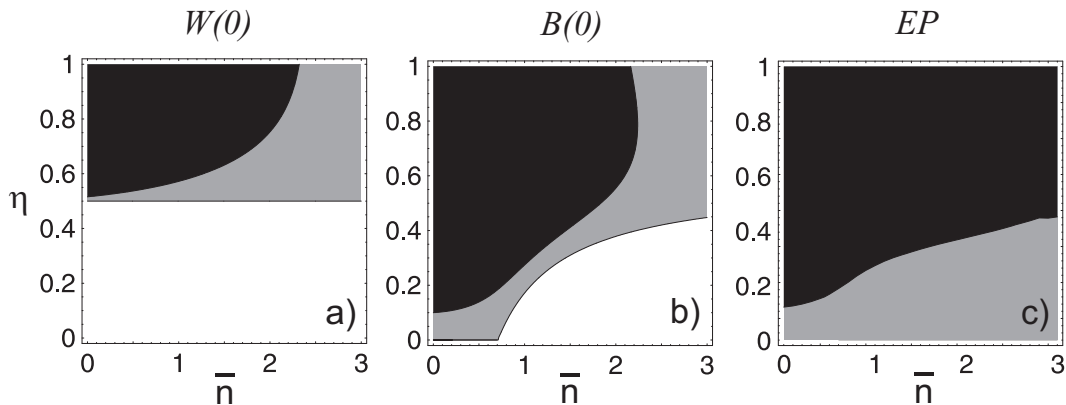


FIG. 6: Calculated regions of nonclassical behavior of SPATs as a function of \bar{n} and η according to: a) the negativity of the Wigner function at the origin $W(0)$; b) the Klyshko criterion $B(0)$; c) the entanglement potential EP. White areas indicate classical behavior; grey areas indicate where a potentially nonclassical character is not measurable due to experimental reconstruction noise (estimated as the average error on the experimentally reconstructed parameters); black areas indicate regions where the nonclassical character is measurable given the current statistical uncertainties.

nonclassicality for all combinations of \bar{n} and η , as long as reconstruction errors can be neglected. Also considering the current experimental parameters, EP should show the quantum character of SPATs even for $\bar{n} > 3$, thus demonstrating its higher immunity to noise.

Although at a different degree, all three indicators are however very sensitive to the presence of reconstruction noise of statistical origin which may completely mask the nonclassical character of the states, even for relatively low values of \bar{n} or for low efficiencies. In order to unambiguously prove the quantum character of higher-temperature SPATs in these circumstances the only possibility is to reduce the “grey zone” by significantly increasing the number of quadrature measurements.

CONCLUSIONS

In conclusion, we have generated a completely incoherent light state possessing an adjustable degree of quantumness which has been used to experimentally test and compare different criteria of nonclassicality. Although the direct analysis of quadrature distributions, done following the criterion proposed by Richter and Vogel, has been able to show the nonclassical character of some of the states with lower mean photon numbers, quantum tomography, with the reconstruction of the density matrix and the Wigner function from the homodyne data, has allowed us to unambiguously show the nonclassical character of all the generated states: three different criteria, the negativity of the Wigner function, the Klyshko criterion and the entanglement potential, have been used with varying degree of effectiveness in revealing nonclassicality. Besides being a useful tool for the measurement of nonclassicality through the definition of the entanglement potential, the combination of nonclassical field states -

such as those generated here - with a beam-splitter, can be viewed as a simple entangling device generating multi-photon states with varying degree of purity and entanglement and allowing the future investigation of continuous-variable mixed entangled states [29].

ACKNOWLEDGMENTS

The authors gratefully acknowledge Koji Usami for giving the initial stimulus for this work and Milena D’Angelo and Girish Agarwal for useful discussions and comments. This work was partially supported by Ente Cassa di Risparmio di Firenze and MIUR, under the PRIN initiative and FIRB contract RBNE01KZ94.

-
- [1] A. P. Lund, H. Jeong, T. C. Ralph, and M. S. Kim, Phys. Rev. A **70**, 020101(R) (2004).
 - [2] H. Jeong, A. P. Lund, and T. C. Ralph, Phys. Rev. A **72**, 013801 (2005).
 - [3] M. S. Kim, W. Son, V. Bužek, and P. L. Knight, Phys. Rev. A **65**, 032323 (2002).
 - [4] S. L. Braunstein and P. van Loock, Rev. Mod. Phys. **77**, 513 (2005).
 - [5] R. J. Glauber, Phys. Rev. **131**, 2766 (1963).
 - [6] E. C. G. Sudarshan, Phys. Rev. Lett. **10**, 277 (1963).
 - [7] W. Vogel, Phys. Rev. Lett. **84**, 1849 (2000).
 - [8] A. I. Lvovsky, H. Hansen, T. Aichele, O. Benson, J. Mlynek, and S. Schiller, Phys. Rev. Lett. **87**, 050402 (2001).
 - [9] A. Zavatta, S. Viciani, and M. Bellini, Phys. Rev. A **70**, 053821 (2004).
 - [10] A. Zavatta, S. Viciani, and M. Bellini, Science **306**, 660 (2004).
 - [11] A. Zavatta, S. Viciani, and M. Bellini, Phys. Rev. A **72**, 023820 (2005).

- [12] A. I. Lvovsky and J. H. Shapiro, Phys. Rev. A **65**, 033830 (2002).
- [13] J. Wenger, R. Tualle-Brouiri, and P. Grangier, Phys. Rev. Lett. **92**, 153601 (2004).
- [14] M. S. Kim, E. Park, P. L. Knight, and H. Jeong, Phys. Rev. A **71**, 043805 (2005).
- [15] G. S. Agarwal and K. Tara, Phys. Rev. A **46**, 485 (1992).
- [16] L. Diósi, Phys. Rev. Lett. **85**, 2841 (2000).
- [17] C. T. Lee, Phys. Rev. A **52**, 3374 (1995).
- [18] G. N. Jones, J. Haight, and C. T. Lee, Quantum Semiclass. Opt. **9**, 411 (1997).
- [19] M. Dakna, L. Knöll, and D.-G. Welsch, Eur. Phys. J. D **3**, 295 (1998).
- [20] J. K. Asboth, J. Calsamiglia, and H. Ritsch, Phys. Rev. Lett. **94**, 173602 (2005).
- [21] A. Zavatta, M. Bellini, P. L. Ramazza, F. Marin, and F. T. Arecchi, J. Opt. Soc. Am. B **19**, 1189 (2002).
- [22] F. T. Arecchi, Phys. Rev. Lett. **15**, 912 (1965).
- [23] K. Banaszek, G. M. D'Ariano, M. G. A. Paris, and M. F. Sacchi, Phys. Rev. A **61**, 010304 (1999).
- [24] A. I. Lvovsky, J. Opt. B: Quantum Semiclass. Opt. **6**, 556 (2004).
- [25] Z. Hradil, D. Mogilevtsev, and J. Rehacek, Phys. Rev. Lett. **96**, 230401 (2006).
- [26] D. N. Klyshko, Phys. Lett. A **231**, 7 (1996).
- [27] G. M. D'Ariano, M. F. Sacchi, and P. Kumar, Phys. Rev. A **59**, 826 (1999).
- [28] G. Vidal and R. F. Werner, Phys. Rev. A **65**, 032314 (2002).
- [29] M. Horodecki, P. Horodecki, and R. Horodecki, Phys. Rev. Lett. **80**, 5239 (1998).